

Prebiotic Analysis of Protoplanetary and Planetary Discs: The Origin and Evolution of Life

XIAOMING LI

Abstract: This paper examines the four pivotal and most contentious issues within the field of biogenesis by analyzing the life-originating processes centred on protoplanetary and planetary discs. These include: 1. Geological environment; 2. Source of nutrients/initial molecules; 3. Source of energy; 4. RNA world versus metabolic world: which came first? To date, scientists have been unable to reach a consensus on these questions. Regarding geological environment, the distinct conditions within the inner, middle, snow line, and outer regions of the protoplanetary disc—including solar, cosmic, and isotopic radiation—along with the exchange of dust and gases between these zones, provided an exceptional reaction platform for prebiotic chemistry. Concerning the origin of life's food/precursor molecules, the protoplanetary disc—the stellar gas and dust disc formed during star formation—served as a crucial transitional stage linking interstellar matter to life's chemical potential. Transition metals, short- and long-lived radioactive isotopes, polycyclic aromatic hydrocarbons (PAHs), fullerenes, and the metal-organic compounds formed from these substances play a crucial role in life's composition. Analysis of meteorites reinforces the credibility of the protoplanetary and planetary discs as potential sites for the origin of life. Quantum mechanics may significantly influence the possibility of life emerging within protoplanetary discs. Regarding energy sources, the energy required for the emergence of life is quantifiable. The energy driving life's birth and evolution within protoplanetary and planetary discs can be summarized by the equations $F = ma$ and $\Delta E = \Delta m \times c^2$. These energy sources derive not only from the kinetic energy of the protoplanetary disc and interactions between dust particles, expressed by $F=ma$, but this kinetic energy can also be converted into chemical reactions, ultimately yielding prebiotic effects. Energy generated by radiation from the decay of radioactive isotopes within the protoplanetary and planetary discs, alongside energy produced by solar nuclear fusion, can be expressed by the formula $\Delta E = \Delta m \times c^2$. This energy not only generates heat but, crucially, produces radiolysis effects through solar radiation, cosmic rays, and isotope decay. These effects facilitate prebiotic chemical reactions and provide sustenance and nutrients for life within the planetary disc. Concerning the RNA-world versus metabolism-first debate, the high concentrations of PAHs and fullerenes in protoplanetary discs, coupled with their influence on the formation of aromatic amino acids and aromatic hydrophobic proteins affecting nucleic acid molecular chirality, underscore the metabolism-first theory. The discovery of Hemolithin in meteorites and its implications for RNA generation reinforce the "metabolism precedes genetics" theoretical framework. Starting from Hemolithin and primitive metabolic

systems found in meteorites, lipid membrane vesicles encapsulated metabolic small molecules and informational polymers. Sustained by external energy sources, these gradually evolved into primitive systems possessing the tripartite functions of "replication–metabolism–boundary". It subsequently led to the integration of energy, protein metabolism, and membrane–genetic systems within protoplanetary and planetary discs. Ultimately, a self-maintaining and self-replicating cycle system was established within the planetary disc. The core emphasis of this paper lies in the continuity and consistency, spanning hundreds of millions of years, of the gas and molecular dust composition within the protoplanetary disc and the gases and molecules that could be generated within planetary disc planetesimals. It provided a stable energy source and an excellent sanctuary for the birth of life within the protoplanetary disc and the evolution of life within planetary disc planetesimals. The philosophical coherence that life should emerge wherever gases and molecules exist elucidates the availability of protoplanetary disc gases and molecules (such as H_2 , CO , and electrons) alongside the bacteria consuming these substances within the disc's planetesimals. These gases and molecules are generated within planetary disc planetesimals by radioactive isotopes (such as ^{60}Fe , ^{238}U , ^{40}K), simultaneously producing oxygen radicals and hydrogen peroxide (e.g., H_2O_2 , $\bullet\text{OH}$, $\text{O}_2\bullet^-$, NO_3^-). Thus, isotopes provided both the energy for bacterial survival and the nutrients required for bacterial metabolism, while simultaneously generating oxygen-free radicals and hydrogen peroxide that constituted a hazard to these bacteria. Consequently, bacteria acquired the capacity to resist oxygen-free radicals and hydrogen peroxide while obtaining the nutrients essential for their metabolism. The core of this process lies in the "radiation-metabolism coupling" and "radiation-metabolism co-evolution" hypotheses concerning the origin of life in protoplanetary and planetary disks. Within this theoretical framework, radiation-generated gases, molecules, and oxygen free radicals coexisted long-term with bacterial metabolism and antioxidant functions, forming the "radiation-metabolism co-evolution" model for life's origin. Only this "radiation environment-metabolism co-evolution" hypothesis can explain the survival characteristics exhibited by all bacteria and viruses we observe today. The fundamental reason why bacteria, archaea, and viruses possess exponentially higher radiation resistance than mammals lies in the direct consequence of these microorganisms' prolonged coexistence with radiation within planetary disks. Migratory birds and octopuses, which traverse Earth's magnetic field lines, share connections with bacterial antioxidant mechanisms and primordial genetic material. Finally, constructing a novel Tree of Life reveals that the evolutionary lineage of life differs entirely from our currently accepted model. The roots and trunk of this evolutionary tree do not originate on Earth, but rather on the planetary disc. Two branches diverge from the trunk: bacteria and archaea. The archaea branch further gives rise to a branch of eukaryotes, constituting the primary life forms on our planet today. Meanwhile, bacteria, archaea, and viruses continue to evolve both on the planetary disc and on Earth, exerting influence upon the life forms evolving on our planet.

Keywords: Origin of life, Protoplanetary disc, Planetesimal in planetary disc, Radiation-metabolism coupling, Radiation-metabolism co-evolution, Planetary Disc Panspermia

University of Toronto, Department of Genetics

Introduction:

Three fundamental questions of origin exist: the origin of the universe, the origin of life (OoL), and the origin of mind and consciousness. All these questions have been debated for thousands of years and are now subtopics of serious scientific research¹. The perspective that Earth's life originated from Earth itself, also known as "endogenic origin" or "abiogenesis," is one of the mainstream theories of life's origin in the life sciences. This theory posits that life on Earth evolved gradually from inorganic matter through natural processes, without reliance on extraterrestrial life or imported organic material. However, whether it be the "primordial soup, Oparin–Hordern hypothesis"²; the "Miller–Urey experiment"³; the "RNA world hypothesis"⁴; or the "hydrothermal vent theory"⁵ these represent the mainstream theories for the origin of life on Earth from within the planet itself.

An alternative theory proposed by a minority of scientists is Panspermia, which posits that life did not originate solely on Earth but is ubiquitous throughout the cosmos. Such life forms could be microorganisms or simpler organic entities⁶. Panspermia suggests that microbes or seeds of life could attach to cosmic dust, comets, meteorites, or other celestial bodies, propagating through space.⁷ These celestial bodies may have transported life from one planet in the cosmos to another, including Earth.

Both theories of life's origin, in my view, have made significant contributions to understanding its emergence. Scientists have elucidated the potential causes of life's origin through diverse approaches and perspectives. In 1859, Darwin published *On the Origin of Species*⁸. Darwin's

¹ JACK W. SZOSTAK, ON THE ORIGIN OF LIFE, MEDICINA (Buenos Aires) 2016; 76: 199-203

² Haldane, J. B. S. (1929). "The Origin of Life." *Rationalist Annual*, 148, 3-10.

³ Miller, S. L. (1953). "A Production of Amino Acids Under Possible Primitive Earth Conditions." *Science*, 117(3046), 528-529.

⁴ Joyce, G. F. (2002). "The Antiquity of RNA-Based Evolution." *Nature*, 418(6894), 214-221.

⁵ Russell, M. J., Hall, A. J., & Martin, W. (2010). "Serpentinisation as a Source of Energy at the Origin of Life." *Geobiology*, 8(5), 355-371.

⁶ Wickramasinghe, N. C. (2011). *Theories of Cosmic Dust*. Springer Science & Business Media.

⁷ Hoyle, F., & Wickramasinghe, N. C. (1979). *Lifecloud: The Origin of Life in the Universe*. J.M. Dent & Sons.

⁸ Darwin, C. (1859). *On the Origin of Species by Means of Natural Selection, or the Preservation of Favoured Races in the Struggle for Life*. John Murray.

evolutionary tree features a single trunk, representing the scientific consensus that all life forms originated from a common ancestor—a theory termed monogenesis or the single-origin theory. This theory posits that all modern organisms can be traced back to a single-celled organism that emerged on Earth approximately 3.5 billion years ago. Thus, the single trunk of the evolutionary tree symbolizes this common ancestor, while the branches and leaves represent subsequent differentiation and evolution.

Scientists are increasingly converging on a consensus that Earth's life emerged through a combination of "exogenous delivery" of organic matter and "endogenous synthesis" via chemical evolution. Exogenous delivery refers to the process by which organic compounds and prebiotic molecules from space enter Earth via celestial bodies, such as meteorites and comets. Endogenous synthesis on Earth refers to the direct generation of organic molecules and prebiotic molecules through physical or chemical processes. These include diverse energy sources such as shock waves, ultraviolet radiation, electrical discharges, and hydrothermal vents, which may have catalyzed the synthesis of more complex organic compounds from simpler molecules. These two processes complemented each other, collectively accomplishing the origin of life. However, scientists have yet to piece together the whole puzzle of life's origins. The most contentious debates among contemporary scientists regarding life's origins centre on four key points: 1. Geological environment; 2. Source of nutrients/initial molecules; 3. Source of energy; 4. The distinction between the RNA world and metabolism-first scenarios⁹. To date, no consensus has been reached on any of these issues.

The preceding article (Chemistry Analysis of Origin of Life in Protoplanetary Disks) primarily discusses the possibility of life originating in protoplanetary disks from a chemical perspective. It highlights the environmental and water paradoxes inherent in the theory of life originating on Earth¹⁰. It contends that life is highly improbable to have arisen on Earth or any terrestrial planet, but rather is highly probable to have emerged within protoplanetary discs. Having established the possibility of life originating in protoplanetary discs, it becomes imperative to elucidate the associated prebiotic chemical mechanisms. It would further clarify the various potential pathways for life's origin within these discs. My reasoning and hypotheses are derived from analyses of existing scientific literature.

Previous articles have discussed the origin of life within protoplanetary discs, encompassing viruses, archaea, and bacteria. Given that bacteria may have emerged within protoplanetary discs. The mechanisms related to cellular metabolism, cell membrane formation, and the establishment

⁹ Patel, Bhavesh H., Claudia Percivalle, Dougal J. Ritson, Colm D. Duffy, and John D. Sutherland. 2020. "The Future of Origin of Life Research: Bridging Decades-Old Divisions." *Life (Basel)* 10 (3): 20. <https://doi.org/10.3390/life10030020>.

¹⁰ Li, XM. (2024). Chemistry Analysis for the Origin of Life in Protoplanetary Disks. *Geoinfor Geostat An Overview* Vol: 12 Issue: 5

of cellular genetic mechanisms should be considered. The synthesis of amino acids, the generation of cell membranes, the production of RNA and DNA, and the mechanisms for translating genetic codes into proteins are all critical issues concerning the origin of life that require discussion.

This article primarily analyses the origin of life within protoplanetary discs from a prebiotic chemistry perspective, along with its evolution within planetary disc planetesimals. It also examines processes and principles related to quantum chemistry, quantum biology, cosmic environmental science, astrobiology, cosmic mechanics, and radiobiology as they pertain to protoplanetary and planetary discs. Concurrently, it discusses key issues concerning the environmental characteristics of the solar system's protoplanetary and planetary discs, as well as their relevance to the metabolism of life within the context of prebiotic chemistry.

This paper concentrates on four interrelated and most contentious themes concerning life's origin: (i) the environment in which life originated; (ii) the source of food or initial organic molecules; (iii) the source of energy; (iv) the divergence between the RNA world hypothesis and the metabolic primacy hypothesis. Concurrently, two further questions are addressed, which it considers more significant: (v) the establishment of life's metabolic networks, encompassing the central dogma of protein synthesis and translation, the formation of cell membranes, and the emergence of genetic systems; (vi) the origin of life within protoplanetary discs and the mechanisms governing its evolution within planetary disc planetesimals.

This paper begins with the atomic constituents present in the early universe, progresses through the evolution of atomic composition within the cosmos, and then examines how supernova explosions gave rise to the protoplanetary disc of the Solar System, ultimately fostering the conditions for life. The concluding section focuses on panspermia theories grounded in protoplanetary and planetary discs, specifically "planetary disc panspermia." It explores the potential structure of the tree of life based on the Solar System's protoplanetary and planetary discs.

Discussion

(i) The Environment of Life's Origin in the Protoplanetary Disk:

This article primarily explores the environment in which life originated, one of the core questions in origin-of-life theories. Essentially, it addresses the fundamental question of where life actually emerged. In the preceding article, I concluded by discussing the impossibility of life originating on Earth and the various paradoxes inherent in Earth-centred theories of life's origin. That is, life did not originate on Earth or any Earth-like planet, but rather within protoplanetary disks. Guided by this conclusion, I must now examine the conditions necessary for life's emergence within the protoplanetary disc. These conditions encompass: (i) the environmental parameters of the origin

site; (ii) the source of food or initial organic molecules; and (iii) the origin of energy. These represent the core problems requiring resolution in the origin of life. This article primarily addresses the environmental aspects of life's origin, which also constitutes the foundational question. Suppose we presuppose that life originated exclusively on Earth. In that case, we remain forever bound by the constraints of our own thinking, perpetually confined to the narrow and limited spatial and geological conditions of Earth's environment.

This section constitutes one of the most crucial parts of this article. It primarily explores how the protoplanetary disc provides the necessary conditions for the origin of life. It examines the entire environmental chain: from the initial growth of life-forming substances within the protoplanetary disc, through the emergence of life itself, to the eventual arrival of life (such as bacteria) on Earth via meteorites originating from the planetary disc. It necessitates an investigation into astrophysics, astrochemistry, protoplanetary disc physics, protoplanetary disc chemistry, and protoplanetary disc biology. If we distil this to a single critical point, it is the science of protoplanetary disc environments. Protoplanetary disc environmental science investigates explicitly the environmental conditions that facilitate the origin of life within protoplanetary discs. It stands in contrast to the various environmental hypotheses concerning the origin of life on Earth, which are currently the focus of widespread research among scientists studying the origins of life.

This chapter aims to construct all conceivable environmental systems within the protoplanetary disc that could potentially influence the origin of life there. This endeavour seeks to establish a comprehensive, logically coherent framework for protoplanetary disc biogenesis that reflects scientific reality. It lays the groundwork for future research into protoplanetary disc biogenesis by creating a self-contained scientific and theoretical system.

This paper will explore the astrophysical environment of the Solar System, particularly the decisive influence of supernova explosions on the emergence of life within protoplanetary discs; the chemistry of the Solar System's protoplanetary disc, especially the chemical conditions relevant to the origin of life; the impact of physical factors within protoplanetary discs on the emergence of life; and the potential influence of astrobiology on the origin of life within protoplanetary discs.

1. The Origin of Protoplanetary Discs

The origins of stars and planets are inextricably linked, both emerging from dense molecular clouds within the interstellar medium. Under the influence of gravitational forces, these molecular cloud clusters undergo collapse due to localized density increases, ultimately forming young stars. During this process, governed by the conservation of angular momentum, the collapsing material gradually spreads into a flattened, rotating structure within the equatorial

plane—the protoplanetary disk ¹¹. This structure not only marks a crucial stage in stellar formation but also serves as the primary site for the formation of planets, comets, minor bodies, and precursor molecules for life.

The protoplanetary disc primarily consists of gas (predominantly hydrogen and helium) and dust particles, typically extending to several hundred astronomical units (AU), with a lifespan of approximately one to ten million years. During this period, dust particles within the disc undergo continuous collisions and aggregation, gradually forming embryonic celestial bodies ranging from micrometre to kilometre scale, which subsequently evolve into complete planetary systems. However, beyond its role in planetary formation, the protoplanetary disc also serves as a natural laboratory brimming with potential for complex chemical evolution. Observations and meteorite sample studies reveal that these discs are not only rich in organic molecules (such as formaldehyde, HCN, polycyclic aromatic hydrocarbons PAHs, etc.)¹² but also contain significant quantities of transition metal elements (e.g., Fe, Ni, Co), short-lived radioactive isotopes (e.g., ²⁶Al, ⁶⁰Fe), and long-lived radioactive isotopes (such as potassium-40 (⁴⁰K), uranium-238 (²³⁸U), uranium-235 (²³⁵U), and thorium-232 (²³²Th) provide catalysis and energy sources for diverse chemical reactions¹³.

Moreover, the surfaces of dust particles within protoplanetary discs function as 'catalytic carriers', facilitating the adsorption, directed alignment, and reactive polymerization of simple small molecules. The thermal energy released by high-energy radiation (X-rays, ultraviolet, gamma rays) and radioactive decay serves as a crucial energy injection mechanism driving these reactions.

Taking the Solar System as an example, approximately 4.6 billion years ago, shockwaves from one or more supernova explosions triggered the local collapse of the molecular cloud within which the Solar System formed, subsequently giving rise to the young Sun and its surrounding protoplanetary disc ¹⁴. During the early stages of protoplanetary disc formation, as high temperatures gradually cooled and organic compounds accumulated and differentiated, ideal conditions were created for the transition of inorganic molecules into higher-order organic molecules (such as amino acids, sugars, and nucleosides). Some models even propose that early life components, such as lipid vesicles and RNA precursors, may have formed within the

¹¹ Shu, F. H., Adams, F. C., & Lizano, S. (1987). Star formation in molecular clouds: Observation and theory. *Annual Review of Astronomy and Astrophysics*, 25, 23–81. <https://doi.org/10.1146/annurev.aa.25.090187.000323>

¹² Herbst, E., & van Dishoeck, E. F. (2009). Complex Organic Interstellar Molecules. *Annual Review of Astronomy and Astrophysics*, 47, 427–480. <https://doi.org/10.1146/annurev-astro-082708-101654>

¹³ Boss, A. P. (1995). Collapse and fragmentation of molecular cloud cores. *Astrophysical Journal*, 439, 224. <https://doi.org/10.1086/175167>

¹⁴ Cameron, A. G. W., & Truran, J. W. (1977). The Supernova Trigger for Formation of the Solar System. *Icarus*, 30(3), 447–461.

protoplanetary disc itself, subsequently being 'seeded' onto the young Earth via later planetary transport or cometary impacts¹⁵.

In summary, protoplanetary discs are not merely by-products of stellar system formation but may well serve as "chemical incubators" for life's origins. However, to comprehend "where life came from," a crucial scientific question remains unanswered: ****How precisely did the protoplanetary disc environment provide conditions for the precursors of life chemistry?***This study will systematically explore the role and potential of protoplanetary discs in prebiotic chemical evolution by examining the mechanisms of organic molecule synthesis, metal-catalyzed reactions, the effects of high-energy radiation, and mineral surface selectivity. ******

2. Structure and Evolutionary Characteristics of Protoplanetary Discs

Protoplanetary discs constitute an indispensable component of stellar formation, exhibiting not only complex physical structures but also pronounced temporal evolution and spatial differentiation. Understanding the physical mechanisms governing protoplanetary discs holds fundamental significance for elucidating the origins and evolutionary trajectories of prebiotic chemical reactions.

2.1 Formation of the Flat Structure: An Inevitable Consequence of Angular Momentum Conservation

The flattened morphology of protoplanetary discs originates from the physical effect of angular momentum conservation during the collapse of molecular clouds. As gravity causes a molecular cloud to collapse gradually, its initial weak rotation rapidly intensifies. Material within the cloud converges towards the centre, while centrifugal forces constrain motion along the rotational axis. Consequently, matter accumulates predominantly within the equatorial plane, forming a structure that thins vertically and expands horizontally¹⁶.

This disc, formed by the redistribution of angular momentum, is commonly referred to as an accretion disc. During the early stages of star formation, this disc continuously supplies material to the central star. Through mechanisms such as viscous forces, angular momentum is progressively transferred outward, thereby permitting the inward collapse of the material¹⁷.

2.2 Accretion Processes and Temperature Gradient Distribution

¹⁵ Ehrenfreund, P., & Charnley, S. B. (2000). Organic Molecules in the Interstellar Medium, Comets, and Meteorites: A Voyage from Dark Clouds to the Early Earth. *Annual Review of Astronomy and Astrophysics*, 38, 427–483. <https://doi.org/10.1146/annurev.astro.38.1.427>

¹⁶ Williams, J. P., & Cieza, L. A. (2011). Protoplanetary Disks and Their Evolution. *Annual Review of Astronomy and Astrophysics*, 49, 67–117. <https://doi.org/10.1146/annurev-astro-081710-102548>

¹⁷ Armitage, P. J. (2011). Dynamics of Protoplanetary Disks. *Annual Review of Astronomy and Astrophysics*, 49, 195–236. <https://doi.org/10.1146/annurev-astro-081710-102521>

Accretion serves as the primary mechanism for stellar mass growth while also driving the formation of complex structures and chemical differentiation within protoplanetary discs¹⁸. During accretion, material flows inward, releasing potential energy that is converted into heat, thereby generating a temperature gradient that decreases progressively from the center outward¹⁹.

- Inner disc regions (<1 AU) may reach temperatures of several thousand Kelvin, where gas exists in atomic or ionized states, favouring the formation of high-temperature refractories such as calcium-aluminum inclusions (CAIs)²⁰;
- Intermediate zone (1–10 AU) Moderate temperatures facilitate gas molecular reactions, organic synthesis, and surface catalysis on minerals;
- Outer Disk Region (>10 AU) Temperatures drop to tens of kelvins, rich in ice, volatiles, and carbon-chain molecules, favourable for the aggregation of complex organic molecules (e.g., methanol, ethanol, PAHs).

This temperature gradient induces strong spatial dependence in material distribution, phase transitions, and chemical reaction pathways, forming a crucial backdrop for molecular complexity and the prebiotic selective formation of life.

2.3 Lifecycle and Physical Segmentation

The lifecycle of a protoplanetary disc typically spans approximately 1 to 10 million years (Myr), influenced by the combined effects of stellar radiation pressure, disc winds, photoevaporation, and the formation of planetary embryos²¹. Observations indicate that substantial quantities of dust and gas persist within the disc for one to two million years after star formation. By 5–10 million years, the gaseous discs in most systems gradually dissipate, transitioning into debris discs or vanishing entirely²². Structurally, protoplanetary discs can be divided into several characteristic regions²³:

¹⁸ D'Alessio, P., Canto, J., Calvet, N., & Lizano, S. (1998). Accretion disks around young objects: I. Grain growth. *Astrophysical Journal*, 500, 411. <https://doi.org/10.1086/305698>

¹⁹ Chiang, E. I., & Goldreich, P. (1997). Spectral energy distributions of T Tauri stars with passive circumstellar disks. *Astrophysical Journal*, 490, 368. <https://doi.org/10.1086/304869>

²⁰ Dullemond, C. P., & Monnier, J. D. (2010). The inner regions of protoplanetary disks. *Annual Review of Astronomy and Astrophysics*, 48, 205–239.

²¹ Williams, J. P., & Cieza, L. A. (2011). Protoplanetary disks and their evolution. *Annual Review of Astronomy and Astrophysics*, 49, 67–117. <https://doi.org/10.1146/annurev-astro-081710-102548>

²² Haisch, K. E., Lada, E. A., & Lada, C. J. (2001). Disk frequencies and lifetimes in young clusters. *Astrophysical Journal Letters*, 553, L153–L156. <https://doi.org/10.1086/320685>

²³ Andrews, S. M., et al. (2009). Discovery of a large cavity in the disk around LkHα 330. *Astrophysical Journal*, 700, 1502. <https://doi.org/10.1088/0004-637X/700/2/1502>

- Inner disk (<1 AU): High-temperature, close to the star, forming metal oxides, silicate crystals, and evaporating volatiles;
- Middle disc (1–10 AU): Reaction conditions most favourable for complex organic chemistry and the aggregation of protoplanetary embryos;
- Near the ice line: Critical zone where water, methane, ammonia and other icy molecules condense, forming a chemical enrichment belt (²⁴);
- Outer Disk (>10 AU): Low temperatures and high densities favour gas adsorption onto icy dust particles and promote surface chemical reactions.

2.4 Supernova-injected short-lived radionuclides and long-half-life isotopes

During the early formation of the Solar System, several short-lived radionuclides (SLRs) were detected within the protoplanetary disc, such as ²⁶Al (half-life ~0.7 Myr) and ⁶⁰Fe (half-life ~2.6 Myr). These radionuclides cannot be synthesized within the Sun and most likely originated from one or more nearby supernova explosions that injected material into the molecular cloud or directly into the protoplanetary disc²⁵. ²⁶Al provided an internal heat source for planetesimals and protoplanets, inducing the formation of hydrated minerals and organic rearrangement reactions. ⁶⁰Fe is recognized as a distinct supernova product; its presence suggests that the solar system formed in proximity to high-energy cosmic events²⁶. Their decay not only delivers sustained thermal energy release over millions of years (approximately tens of kJ/mol) but also accompanies β -ray and gamma-ray radiation, potentially providing excitation mechanisms for the synthesis, cleavage, and repolymerization of organic molecules²⁷. This exogenous injection mechanism enhances the chemical reactivity of the protoplanetary disc, establishing its energy foundation as a "prebiotic chemical reactor"²⁸.

During the early formation of protoplanetary discs, long-lived radionuclides such as potassium-40 (⁴⁰K), Uranium-238 (²³⁸U), Uranium-235 (²³⁵U), and Thorium-232 (²³²Th) were present. These long-lived radionuclides, inherited from the nucleosynthesis of progenitor stars, became incorporated into primordial dust and mineral grains, subsequently accumulating within

²⁴ Öberg, K. I., Murray-Clay, R., & Bergin, E. A. (2011). The Effects of Snowlines on C/O in Planetary Atmospheres. *Astrophysical Journal Letters*, 743(1), L16. <https://doi.org/10.1088/2041-8205/743/1/L16>

²⁵ Cameron, A. G. W., & Truran, J. W. (1977). The supernova trigger for formation of the solar system. *Icarus*, 30, 447–461. [https://doi.org/10.1016/0019-1035\(77\)90101-6](https://doi.org/10.1016/0019-1035(77)90101-6)

²⁶ Gounelle, M., & Meynet, G. (2012). Solar system genealogy revealed by extinct short-lived radionuclides in meteorites. *Astronomy & Astrophysics*, 545, A4. <https://doi.org/10.1051/0004-6361/201219031>

²⁷ Lugaro, M., et al. (2018). Radioactive nuclei from cosmochemistry to habitability. *Progress in Particle and Nuclear Physics*, 102, 1–47. <https://doi.org/10.1016/j.pnpnp.2018.05.002>

²⁸ Trinquier, A., et al. (2009). ²⁶Al and ⁶⁰Fe in the early solar system: Solar wind implantation versus supernova injection. *Science*, 324, 374–376. <https://doi.org/10.1126/science.1168221>

protoplanetary bodies as nebular material coalesced. The continuous radioactive decay of these isotopes generates significant radiogenic heating within small planetesimals that lack effective mechanisms for heat dissipation²⁹. It creates locally elevated temperature zones, driving phase transitions, mineral recrystallization, and the emergence of a liquid water environment³⁰. This process provides the necessary thermal energy and microenvironments for a series of prebiotic chemical reactions³¹.

3. Distribution of metallic elements in protoplanetary discs and the prebiotic significance of transition metals

As a high-temperature, high-energy environment that persists during young star formation, the protoplanetary disc concentrates the fundamental elements CHNOPS (carbon, hydrogen, nitrogen, oxygen, phosphorus, sulphur), which constitute the essential organic molecules for life, alongside various metallic elements. These metals primarily originate from the interstellar medium, which is infused by metal-rich celestial phenomena such as supernova explosions, AGB stellar winds, and binary neutron star mergers, and subsequently become enriched within the disc through dust condensation. Evidence of extraterrestrial metallic content in meteorite samples, such as the substantial quantities of Fe, Ni, Co, Mg, and Zn detected in carbonaceous chondrites like the Allende and Murchison meteorites, further corroborates the widespread presence of metallic elements within protoplanetary discs.³² Among all metals, transition metals played a pivotal catalytic role in prebiotic processes due to their electronic structure and chemical versatility. Firstly, transition metals exhibit multivalent properties, enabling electron transfer and facilitating redox reactions within catalytic cycles. Secondly, they form numerous stable coordination compounds, constructing catalytic microenvironments on mineral or dust surfaces. These functions remain widely conserved in modern life systems through metalloproteins, such as iron-containing nitrogenase³³, copper-containing respiratory chain complexes, and zinc-containing DNA polymerases, suggesting their origins may be traced back to metal-assisted reactions in early non-living environments.

Moreover, in recent years, transition metals (such as Fe, Ni, and Co) have demonstrated highly efficient catalytic capabilities towards hydrocarbons, ammonia, and simple nitrogen-containing organic compounds in simulated experiments, including Fischer-Tropsch-type synthesis (FTT) and

²⁹ Travis et al. (2018). "Radioactive Heating and Its Influence on the Habitability of Icy Worlds." *Astrobiology*, 18(7). DOI: 10.1089/ast.2017.1766

³⁰ Zolotov & Shock (2004) "A Model for Low-Temperature Alteration of CI Chondrites." *Meteoritics & Planetary Science*, 39(3).

³¹ Russell et al. (2010) "The Drive to Life on Wet and Icy Worlds." *Astrobiology*, 14(4). DOI: 10.1089/ast.2013.1110

³² Beinert, H., Holm, R. H., & Münck, E. (1997). Iron–sulfur clusters: Nature's modular, multipurpose structures. *Science*, 277(5326), 653–659. <https://doi.org/10.1126/science.277.5326.653>

³³ Rees, D. C., et al. (2005). Structural basis of biological nitrogen fixation. *Philosophical Transactions of the Royal Society B*, 360(1458), 1221–1234. <https://doi.org/10.1098/rstb.2005.1658>

Haber synthesis simulations³⁴. In these experiments, metal catalysts frequently deposit upon carbonaceous or silicate dust surfaces, mimicking the environment of protoplanetary disc particles. It further supports their potential role in synthesizing substances related to early life. Thus, from the macro-scale origins of planetary evolution to the micro-scale catalytic mechanisms, transition metals within protoplanetary discs not only furnish the requisite elemental backdrop but may also establish the initial platform for the chemical evolution of life by catalyzing pivotal organic reactions.

4. The 'Existence Paradox' of the Miller–Urey Experiment

4.1 The Question of Life's Origin and Laboratory Verification Attempts

The question of life's origin has long been a central theme in astrobiology and the study of chemical evolution. In 1953, Stanley Miller and Harold Urey achieved the first successful laboratory simulation of "primitive Earth conditions" to synthesize amino acids. This landmark experiment demonstrated the scientific feasibility of transitioning "from inorganic to organic"³⁵. However, despite its monumental significance in scientific history, the foundational assumption—that the early Earth possessed a strongly reducing atmosphere (e.g., CH₄, NH₃, H₂)—has faced serious challenges in subsequent decades. "The Miller–Urey experiment validated the chemical pathway but not the authenticity of its terrestrial environment"³⁶.

4.2 Prebiotic Synthesis in the Protoplanetary Disk: Re-examining the Philosophical Paradox of the Miller–Urey Experiment:

The seminal 1953 Miller–Urey experiment is widely regarded as the first laboratory demonstration of amino acid synthesis in a non-biotic environment. However, the gas mixture employed—water vapour (H₂O), methane (CH₄), ammonia (NH₃), hydrogen (H₂), and carbon monoxide (CO)—was unstable in both the modern Earth and its early atmosphere. Subsequent geoscience and geogas escape models suggest the early Earth's atmosphere was more likely dominated by carbon dioxide (CO₂), nitrogen (N₂), and water vapour, constituting a neutral or mildly oxidizing environment. It does not support the strongly reducing conditions assumed in the Miller–Urey experiment. Thus, this experiment essentially simulates the more reducing conditions of protoplanetary disc-stage nebular gases within an Earth-based laboratory.

³⁴ Fioroni, M., & DeYonker, N. J. (2016). Iron and ruthenium centers grafted onto silica surfaces as models for heterogeneous Fischer–Tropsch and Haber–Bosch catalysis. *Journal of Physical Chemistry C*, 120(50), 28744–28752. <https://doi.org/10.1021/acs.jpcc.6b10696>

³⁵ Miller, S. L. (1953). A production of amino acids under possible primitive Earth conditions. *Science*, 117, 528–529. <https://doi.org/10.1126/science.117.3046.528>

³⁶ Kasting, J. F. (1993). Earth's early atmosphere. *Science*, 259, 920–926. <https://doi.org/10.1126/science.11536547>

Employing electrical sparks to mimic the high-energy particle or radiation sources common in space, it tests the non-biological synthesis potential of prebiotic molecules. In a sense, this presents an existential paradox: the experimental results are cited as supporting evidence for the origin of life on Earth, yet the experimental environment itself derives from non-terrestrial, cosmic-stage conditions.

Furthermore, subsequent gas-circulation variants of the experiment did synthesize a greater variety of amino acids and small organic molecules under reducing atmospheres. However, their diversity and complexity remain vastly inferior to those of the dozens of amino acids, nucleobases, fatty acids, and nucleoside precursors detected in meteorites (such as the Murchison meteorite)³⁷ and asteroid samples (such as Bennu)³⁸. It may therefore be concluded that the Miller–Urey experiment essentially validated feasible chemical pathways within protoplanetary discs, rather than prebiotic chemical pathways in the actual terrestrial environment.

4.3 From Paradox to Reality

From this "existence paradox," we uncover a novel, compelling demonstration: the Miller–Urey experiment precisely confirms that protoplanetary discs constitute an ideal environment for the origin of biomolecules. Although the Miller–Urey experiment simulated the possibility of biomolecules arising in natural settings within a laboratory, it employed the reducing gases characteristic of protoplanetary discs rather than the early Earth's neutral to slightly oxidizing atmospheric conditions. Subsequently, they further simulated the gas circulation patterns of protoplanetary discs, synthesizing additional amino acids and organic compounds. It provided further corroboration that life molecules originated in protoplanetary discs rather than on Earth. Thus, it can be said that Miller and Urey conducted the experiment correctly but drew erroneous conclusions. In subsequent chapters, I shall continue to discuss how various amino acids synthesized under different conditions by other researchers—which, in fact, do not exist on Earth—actually originate from processes initiated within the protoplanetary disc.

5. The Role of Cosmic Dust in Prebiotic Reactions within the Protoplanetary Disk

5.1 Types of Protoplanetary Disk Dust Particles and Their Surface Chemical Activity

Cosmic dust within protoplanetary discs comprises a diverse array of particle types, including silicate grains, carbonaceous particles, and ice grains coated with organic matter. These dust particles typically consist of a hard inorganic core and an enveloping layer. For instance, a typical interstellar dust particle may feature a silicate or carbonaceous core, with its surface coated by

³⁷ Martins, Z., et al. (2008). Extraterrestrial nucleobases in the Murchison meteorite. *Earth and Planetary Science Letters*, 270(1–2), 130–136. <https://doi.org/10.1016/j.epsl.2008.03.026>

³⁸ Lauretta, D. S., et al. (2024). Preliminary OSIRIS-REx Sample Analysis: Organic Molecules in Bennu. NASA Johnson Space Center Science Briefing (internal release; public results expected in Science 2025).

ice (water, carbon dioxide, etc.) and a thin film of complex organic compounds³⁹. Different dust particle types exhibit distinct surface chemical reactivity:

5.1.1 Silicate dust (such as olivine, pyroxene, and other Fe/Mg-rich silicates) contains doped transition metal elements (e.g., Fe, Ni), whose surfaces can catalyze crucial synthesis reactions at elevated temperatures⁴⁰. Experiments demonstrate that iron-rich silicate powders, akin to those condensed in the solar nebula, can simultaneously catalyze the Fischer-Tropsch synthesis (converting CO and H₂ into hydrocarbons and water) and the Haber synthesis (converting N₂ and H₂ into NH₃) under conditions of 500–900 K. Remarkably, when CO, N₂, and H₂ act together on this dust catalyst, nitrogen-containing organics such as methylamine and acetonitrile can also form. It suggests that transition metal sites on silicate dust surfaces can act as catalytic centers, facilitating the synthesis of small organic molecules, such as amino acid precursors. Furthermore, silicate dust can adsorb and mobilize atoms at low temperatures, facilitating their reaction. For instance, at ~10 K, two adsorbed hydrogen atoms can combine on silicate or ice surfaces to form H₂ molecules, with the dust particle acting as a "third body" absorbing excess reaction energy. This surface-binding/diffusion mechanism is crucial for H₂ formation in space, as three-body collisions are exceptionally rare in the sparse gas phase.

5.1.2 Carbonaceous dust (such as amorphous carbon, graphite, and carbon-rich particles) possesses surfaces rich in carbon-carbon bond structures. While these do not provide the typical catalytic activity of transition metals, they serve as platforms for the formation and polymerization of organic molecules. Within the interstellar medium, small molecules can adsorb onto carbonaceous dust surfaces and undergo radical reactions, progressively forming more complex hydrocarbon networks. For instance, researchers propose that complex organic molecules such as polycyclic aromatic hydrocarbons (PAHs) may partially originate from stepwise polymerization on dust particle surfaces. Under high-energy radiation, functional groups and unsaturated bonds on carbonaceous dust surfaces readily form radical centers, thereby promoting reactions such as carbon chain elongation and the formation of aromatic rings. Despite lacking metallic active sites, the surfaces of carbonaceous particles can still participate in the formation of organic molecules through physical adsorption and radical mechanisms. Spectroscopic and experimental evidence indicate the presence of complex organic solids, known as "resins," within interstellar dust. These resins are hypothesized to form through the photopolymerization of hydrocarbons on cold particles under ultraviolet irradiation.

³⁹ Jyllian N. Kemsley,. (2010) Space-Dust Science: ACS Meeting News: Elucidating the chemistry of interstellar dust particles is key to understanding early planets. Physical Chemistry. A version of this story appeared in Volume 88, Issue 16

⁴⁰ Hugh G M Hill 1, Joseph A Nuth. (2003). The catalytic potential of cosmic dust: implications for prebiotic chemistry in the solar nebula and other protoplanetary systems. *Astrobiology*, Summer;3(2):291-304. doi: 10.1089/153110703769016389.

5.1.3 Organic/ice-encapsulated particles constitute a prevalent dust form in molecular clouds and outer disc regions. At low temperatures, dust surfaces accumulate frozen layers (H_2O , CO , CH_3OH , NH_3 , etc.) and encapsulate simple organic compounds. Cosmic rays and ultraviolet light penetrating this ice induce extensive chemical reactions within. As ice acts as a dielectric medium, high-energy particles and UV radiation ionize or dissociate molecules within the ice, generating highly reactive radicals (e.g., $\text{H}\cdot$, $\text{OH}\cdot$, $\text{NH}_2\cdot$, $\text{CN}\cdot$, etc.)⁴¹. These radicals can migrate and recombine within the low-temperature ice matrix on dust surfaces. Despite temperatures of approximately 10 K, their low-energy barrier recombination reactions proceed spontaneously. Consequently, more diverse and complex molecules are synthesized on the surfaces of ice particles. For instance, laboratory simulations demonstrate that continuous UV irradiation of mixtures such as water ice and methanol at 10 K can yield simple organic molecules, including H_2 , H_2O , formaldehyde (H_2CO), and methanol (CH_3OH). More complex components emerge as the ice undergoes radiation and gradual heating: organic coatings (rich in CHON elements) form on dust particles. When temperatures rise to tens or hundreds of K, these radiation products can rearrange or desorb into larger organic molecules. Modelling studies indicate that frozen dust particles, during their inward migration from the outer disc in the solar nebula, repeatedly undergo low-temperature UV irradiation and mild heating. This process enables the conversion of ice and organic matter on their surfaces into complex organic products⁴². These products include numerous life-related molecules, leading to the recognition of ice/organically coated dust as one of the 'hotbeds' for synthesizing prebiotic molecules such as amino acids and nucleobases.

The aforementioned diverse dust particle types furnish varied reaction platforms for prebiotic chemistry: silicate and metal sulphide particles offer mineral-like catalytic functions (utilizing transition metals to catalyze key reactions). In contrast, carbonaceous and organically coated particles accumulate and transform simple molecules into more complex organics via adsorption and radical mechanisms.

5.1.4 Chemical reaction platforms in protoplanetary discs: The aforementioned diverse types of dust particles provide varied reaction platforms for prebiotic chemistry: silicate and metal sulphide particles offer mineral-like catalytic functions (utilizing transition metals to catalyze key reactions). Scientists often cite Earth's crucial chemical reaction platforms for life's origin. However, I contend that the "F-S World" appears not to reside on Earth, but rather within the protoplanetary disc. Carbonaceous and organically coated particles accumulate and transform simple molecules into more complex organics through adsorption and radical mechanisms.

⁴¹ Masashi Tsuge, Naoki Watanabe. (2023). Radical reactions on interstellar icy dust grains: Experimental investigations of elementary processes. *Proceedings of the Japan Academy, Series B: Physical and Biological Sciences*. 2023;99(4):103-130. doi: 10.2183/pjab.99.008.

⁴² Fred J Ciesla, Scott A Sandford. (2012) Organic synthesis via irradiation and warming of ice grains in the solar nebula. *Science*. 2012 Apr 27;336(6080):452-4. doi: 10.1126/science.1217291. Epub 2012 Mar 29.

Similarly, the analysis above suggests the Aromatic World Hypothesis is more likely to have been realized within the protoplanetary disc.

5.2 Excitation and Synthesis of Molecules on Protoplanetary Disk Dust by Cosmic Radiation

Within protoplanetary discs and the interstellar medium, dust particles are immersed in an environment saturated with high-energy electromagnetic radiation and particle radiation. Young stars and the cosmic background emit X-rays, ultraviolet radiation, and high-energy cosmic ray particles, all of which exert a significant influence on the chemistry occurring at the dust surface⁴³. Specifically:

5.2.1 Ultraviolet (UV) radiation can be directly absorbed by molecules on dust surfaces, breaking chemical bonds to generate free radicals or ions. Dust particles act as both "generators" and "carriers" of free radicals. At extremely low temperatures (10–50 K), fragments produced by UV photolysis cannot escape rapidly and remain trapped within the ice or organic matrix on the dust surface. These fragments can rearrange to form new covalent bonds. When two free radicals encounter each other on the confined dust surface, they readily couple to form more complex neutral molecules. For instance, experiments confirm that when simulated interstellar ice (a mixture of H₂O, CO, CH₄, NH₃, etc.) is exposed to vacuum UV irradiation below 77 K, diverse complex organic residues are generated. Upon heating and hydrolysis of these residues, amino acids (such as glycine and alanine) can be detected⁴⁴. It indicates that UV-induced "amino acid precursors" formed within the ice subsequently convert into amino acids under mild thermal treatment. Similarly, UV irradiation on ice rich in simple organic compounds, such as HCN and CH₃OH, can introduce nitrogen-containing functional groups, synthesizing prebiotic molecules like aminonitriles and amides. In nebular environments, intense UV exposure within the inner disc regions near young stars triggers extensive photolysis-synthesis cycles on the surfaces of organic ice-bearing dust particles. This process is recognized as a natural by-product of planetary system evolution, yielding complex organic molecules⁴⁵.

5.2.2 Higher-energy photons, such as X-rays and gamma rays, possess greater penetrating power, enabling them to penetrate deep into dust grains or thick ice layers to induce radiolysis. High-energy photons generate secondary electrons and fluorescence within solids, thereby breaking molecular bonds like UV radiation. Due to their deep penetration, molecular fragments and free radicals also form within ice. These can be stored long-term within ice lattices at low

⁴³ Jyllian N. Kemsley. (2010) Space-Dust Science: ACS Meeting News: Elucidating the chemistry of interstellar dust particles is key to understanding early planets. Physical Chemistry. A version of this story appeared in Volume 88, Issue 16

⁴⁴ Kobayashi K, Kasamatsu T. (1995) Formation of amino acid precursors in cometary ice environments by cosmic radiation. *Advances in Space Research*. 16(2):21-6. doi: 10.1016/0273-1177(95)00188-k.

⁴⁵ Fred J Ciesla 1, Scott A Sandford. (2012) Organic synthesis via irradiation and warming of ice grains in the solar nebula. *Science*. 336(6080):452-4. doi: 10.1126/science.1217291. Epub 2012 Mar 29.

temperatures; when the environment warms slightly (e.g., from 10 K to 30–40 K), some atoms and free radicals gain mobility and react, rapidly synthesizing more stable macromolecules. Both theoretical and experimental evidence support the accumulation of a "frozen" radical reservoir within ice, induced by cosmic ray-induced internal radiation. As temperatures rise, these radicals interact abruptly, forming molecules such as methanol, ethanol, simple sugars, and even larger compounds⁴⁶. Thus, even deep-cold dust far from light sources can gradually accumulate complex organic matter under sustained bombardment by cosmic rays.

5.2.3 Direct collisions of high-energy particles (cosmic rays, protons, etc.) with dust particles similarly induce molecular excitation and dissociation. On the one hand, fast heavy-ion impacts generate track-induced radiation along their path, triggering cascading molecular fission and ionization. On the other hand, high-energy protons/electrons deposit energy within ice, acting similarly to gamma rays. Experiments bombarding 10 K simulated ice with MeV protons have confirmed that particles irradiating H₂O, CO, NH₃, and other compounds in ice generate a diverse range of volatile organic compounds. Residual, less volatile organic matter releases amino acids (such as glycine and alanine) upon warming to room temperature and undergoing hydrolysis⁴⁷. These findings indicate that cosmic rays and UV radiation collectively constitute the most potent energy sources for organic synthesis in space. Unlike in solution, where radicals are readily quenched, radicals exhibit longer lifetimes and higher migration probabilities in vacuum and on solid surfaces. Consequently, radiochemistry emerges as a primary driving force for the formation of organic molecules on interstellar dust. As one astrochemist observed: "Chemical reactions on dust particle surfaces play a pivotal role in the chemistry of nascent planets; much of the chemistry of interstellar dust particles is driven by radiation (particularly UV, X-rays, and cosmic rays)".

5.2.4 The 'Micro-Chemical Reactor' Function of Protoplanetary Disk Dust: Through the mechanisms mentioned above, high-energy radiation induces radicals and ions on dust surfaces. These intermediates then recombine to form more complex bonds. The result is that dust acts as a "microscopic chemical reactor" within intense radiation environments, facilitating reactions ranging from the simplest synthesis of H₂ and H₂O to the stepwise formation of complex organic molecules. In the context of prebiotic chemistry, this implies that key molecules such as amino acids, nucleobases, and simple sugars can be naturally synthesized through radiation pathways within dust in the non-living cosmic environment.

⁴⁶ Kalvāns J (2015) Cosmic-ray-induced dissociation and reactions in warm interstellar ices. *Astronomy & Astrophysics (A&A)*. Volume 573, (38) p. 13 <https://doi.org/10.1051/0004-6361/201424300>

⁴⁷ Kobayashi K, Kasamatsu, T. (1995) Formation of amino acid precursors in cometary ice environments by cosmic radiation. *Advances in Space Research*. 16(2):21-6. doi: 10.1016/0273-1177(95)00188-k.

5.3 Impact of Short-Lived Radioisotopes on Protoplanetary Disk Dust Heating and Reaction Environments

Within the young protoplanetary nebula of the early Solar System, substantial quantities of short-lived radioactive isotopes (such as ^{26}Al and ^{60}Fe) were incorporated into solid particles and planetesimals. Their decay processes exerted two significant influences on chemical evolution: internal heating and radiation sources. Among these ^{26}Al (with a half-life of approximately 0.72 million years) stands as the most prominent example.

5.3.1 Radioactive Decay Heating: ^{26}Al decay releases high-energy alpha particles and gamma rays, primarily converting energy into heat. It has profound implications for larger dust aggregates and even planetary embryos. Within the first few million years of solar system formation, Al-rich (^{26}Al -rich) minor bodies were heated internally above the melting point of ice, thereby generating conditions conducive to liquid water⁴⁸. Geological evidence suggests that the parent asteroids of carbonaceous chondrite meteorites underwent radioactive heating during their early stages, causing internal ice to warm and melt, thereby producing liquid water and enabling hydrothermal chemical processes. Consequently, ^{26}Al provided a hot-water reactor on primordial small bodies: water interacting with metallic minerals and organic matter within dust could facilitate a series of aqueous chemical reactions. For instance, within the hydrothermal environments of these parent bodies, simple small molecules (such as formaldehyde and ammonia) can condense or transform into more complex organic precursors. Experimental simulations support this: incubating solutions of formaldehyde and ammonia under heated conditions generates amino acid precursor compounds (requiring hydrolysis to release amino acids). Yields further increased when gamma-ray irradiation was applied concurrently with heating, indicating a synergistic effect between ionizing radiation from radioactive decay and thermal energy. Recent studies have revealed that simulated systems subjected to irradiation followed by heating produce amino acid precursors more efficiently than those treated with heating alone or with different treatment sequences. It is hypothesized to arise because radiation generates oxygenated organic radicals and carbonyl compounds within solutions or ice, via a Maillard-type process, whereupon heat subsequently promotes rearrangement of these intermediates into more complex products. In other words, ^{26}Al decay simultaneously provides two essential elements: internal energy (heating enhances reaction kinetics) and radiochemistry (creating reactive species).

5.3.2 Evolution of the chemical environment within asteroids/dust bodies: The decay heat of ^{26}Al drives thermal evolution within many early planetary bodies. For micrometeoroids hundreds of metres in diameter, model calculations indicate ^{26}Al decay dominates internal heating, potentially causing internal melting or differentiation (e.g., molten iron cores, asteroidal

⁴⁸ Imai, N., et al. (2024). Formation of amino acid precursors in early aqueous alteration in small bodies: Synergetic effects of gamma rays and hydrothermal processing. *Geochemical Journal*, 58(6), 304-315

magmatism). Whilst individual micrometre-scale dust grains cannot accumulate sufficient heat alone, when these coalesce into parent bodies several kilometres in size, the energy from ^{26}Al decay is locally deposited, driving water-rock reactions and thermal transformation of organic matter. For instance, a significant proportion of amino acids detected in carbonaceous meteorite parent bodies may have formed during such hydrothermal stages through reactions of simple precursors (HCN , NH_3 , aldehydes, etc.), rather than having been generated on Earth⁴⁹. Decay heating can also induce thermal pyrolysis and recombination of organic inclusions. For instance, complex organic matter within carbon-rich dust partially degrades and recondenses at $\sim 100\text{--}200^\circ\text{C}$, yielding more polar organic compounds that enter the aqueous phase and become incorporated into the parent body's minerals.

5.3.3 Radiation Effects: Short-lived nuclides emit ionizing radiation alongside heat. ^{26}Al decay emits 1.3 MeV beta particles and 1.8 MeV gamma rays, which can ionize surrounding matter. Within the parent body, rock absorption of gamma rays is relatively limited yet sufficient to generate local ion pairs and free radicals. For instance, dust particles containing ^{26}Al are themselves bombarded by their decay γ -rays (and radiation from the decay product ^{26}Mg), inducing cosmic ray-like chemistry. However, compared to external cosmic ray sources, the radiation flux from internal radioactive sources is lower and has a limited range of action; thus, their primary contribution remains the thermal effect. Within enclosed parent bodies, radioactivity provides a low-dose radiation background that persists for millions of years, potentially facilitating the slow modification of organic matter, such as promoting the formation of aromatic structures and increasing oxidation states. Meteorite studies suggest that certain organic components may have undergone prolonged irradiation by radioactive substances, resulting in distinctive chemical signatures.

^{60}Fe (half-life approximately 2.6 Myr) was also present in the early solar system, providing additional heat through decay (primarily β^- and γ -ray emission). Whilst ^{60}Fe 's heat production alone was insufficient to melt large bodies, it acted synergistically with ^{26}Al heating in iron-rich asteroids. Collectively, these short-lived radioactive sources shaped the chemical environment of early dust/planetary discs: water released from ice provided a medium for organic synthesis, thermal energy drove reactions, and radiation created bioactive intermediates. It represents one of the key prebiotic chemical scenarios beyond Earth. Researchers note that such natural chemical pathways could have universally generated the building blocks of life throughout the solar system and potentially other planetary systems⁵⁰.

⁴⁹ Elsila, J. E., et al. (2007). Mechanisms of amino acid formation in interstellar ice analogs. *Astroph. J.*, 660, 911-918

⁵⁰ Hill, H. G. M., & Nuth, J. A. (2003). The catalytic potential of cosmic dust: implications for prebiotic chemistry in the solar nebula and other protoplanetary systems. *Astrobiology*, 3(2), 291-304

5.4 Comparison of Mineral Surface Reactions in Early Earth's Environment with Protoplanetary Disk Dust Platforms

Compared to protoplanetary discs rich in cosmic dust, the early Earth environment exhibited distinct differences in terms of "surface platforms" suitable for prebiotic chemistry. This disparity restricted nearly all chemical pathways to Earth's native conditions, further substantiating the origin of life's building blocks within protoplanetary discs:

5.4.1 Primordial Atmospheric Composition and Reductive Potential: Modern research suggests the Taecenaean Earth's atmosphere was dominated by CO₂, CO, and N₂, with minimal hydrogen and methane, presenting an overall neutral-to-oxidizing environment⁵¹. Within such conditions, the classical Miller-Urey reaction (relying on strongly reducing gases like CH₄ and NH₃) proved highly inefficient. Laboratory discharge and illumination experiments demonstrate that gas phases rich in CO₂ and poor in methane struggle to synthesize reducing organic compounds, such as amino acids, aligning with the primordial Earth conditions. Concurrently, terrestrial pathways for reducing N₂ to NH₃ (such as lightning, volcanic activity, or submarine hydrothermal vents) exhibit a limited yield, which is insufficient to supply substantial quantities of reducing nitrogen compounds. By contrast, the protoplanetary disc dust environment provides the missing link. Within the solar protoplanetary nebula, transition metals like iron and nickel catalyze the conversion of CO₂/CO into hydrocarbons (such as CH₄) and N₂ into ammonia (NH₃) under low-oxygen conditions. Nitrogen-containing organic molecules (e.g., methylamine, acetonitrile) can also form directly on dust surfaces. These molecules, which could have served as precursors to life on Earth, were challenging to produce indigenously due to Earth's lack of a dust-catalyzed environment. In other words, the early Earth may have lacked a widespread reductive catalytic platform for efficiently generating certain fundamental organic molecules. Cosmic dust, however, had already "pre-synthesized" nearly all the foundational molecules for life during the protoplanetary disc nebula phase, subsequently delivering them to Earth via meteorites and micrometeorites.

5.4.2 Abundance and Forms of Utilizable Elements: The utilizable forms of key life-essential elements (such as C, N, P, S) in Earth's primordial crust were severely limited. Phosphorus primarily existed as insoluble phosphate minerals, nitrogen predominantly as inert N₂ gas, carbon was largely locked within CO₂, and sulphur was mainly present as stable sulphates. These forms were not "friendly" to inorganic chemistry. Life subsequently evolved complex enzyme systems to access them, mechanisms that were absent in the prebiotic stages. In contrast, protoplanetary disc dust and meteorites enriched these elements in reactive forms: for instance, phosphides (such as Fe₃P, which generates soluble phosphates upon entering water), organic nitrogen

⁵¹ Hill, H. G. M., & Nuth, J. A. (2003). The catalytic potential of cosmic dust: implications for prebiotic chemistry in the solar nebula and other protoplanetary systems. *Astrobiology*, 3(2), 291-304

compounds (ammonia, nitriles), reduced carbon (methanol, hydrocarbons), and free sulphides. Research indicates that certain nutrient elements, which are severely deficient in Earth's surface layers, are present in protoplanetary disc dust at concentrations several orders of magnitude higher than in the crust. It suggests that life was delivered as "chemical fertilizer" by falling cosmic dust/meteorites. In contrast, the local raw material concentrations on early Earth were insufficient to readily assemble precursors of biomolecules such as nucleotides and fatty acids.

5.4.3 Types and Properties of Mineral Surfaces: Although solid surfaces existed in Earth's early days—such as volcanic rocks, clay minerals, and metallic sulphides—and are thought to have participated in prebiotic chemistry (e.g., clay minerals adsorbing organic matter and catalysing polymerisation; pyrite $\text{FeS}+\text{NiS}$ catalysing CO_2 reduction in hydrothermal vents), However, compared to cosmic dust, Earth's mineral surfaces operate under distinct conditions—including liquid water environments and higher gravitational forces—resulting in different chemical pathways. In aqueous solutions, free radicals are readily quenched, with reactions predominantly following solution chemistry mechanisms rather than surface solid-state mechanisms. Cosmic dust, typically existing in a vacuum or gas phase, enables surface reactions via heterogeneous catalysis and radiochemistry—processes that are difficult to replicate on Earth's surfaces. For instance, processes like H_2 formation and methane synthesis occurring on dust surfaces require high temperatures or catalysts in the Earth's atmosphere. Similarly, PAH synthesis in the interstellar medium follows a radical surface condensation pathway. In contrast, on Earth, aromatic hydrocarbons are predominantly produced by the combustion of organic matter or high-temperature processes. Moreover, dust particles are tiny (on the submicron scale) and occur in vast quantities, yielding an immense total surface area that provides ample opportunities for molecular reactions. In contrast, available mineral surfaces on Earth (such as rock fissures or coastal clays) possess relatively limited total surface area and are often covered by water or organic films that inhibit reactivity. Consequently, specific prebiotic reaction pathways possible in space (such as ultraviolet-driven amino acid synthesis on icy surfaces at low temperatures) either cannot occur under terrestrial conditions or proceed with extremely low efficiency. This constraint on Earth's indigenous chemical processes necessitated the delivery of pre-synthesized "building blocks" to the planet's surface via meteorites and dust. Consequently, scientists hypothesize that most key molecules for life—such as amino acid and nucleotide precursors—were likely "exogenously synthesized and endogenously supplied," rather than originating from Earth's own chemistry⁵².

5.4.4 The Protoplanetary Disc as the Optimal Environment for Life's Origins: Overall, the early Earth lacked the pervasive diffuse catalytic particles and radiation conditions prevalent in protoplanetary discs, which partly contributed to the scarcity of initial organic synthesis on Earth.

⁵² Liz Kruesi. (2022) All of the bases in DNA and RNA have now been found in meteorites. ScienceNews. 26 April.

Consequently, Earth's prebiotic chemistry likely relied heavily on two compensatory pathways: first, minimal synthesis occurring in non-conventional environments (such as atmospheric lightning discharges, meteorite impacts, or volcanic hydrothermal vents), which may have been absent; second, cosmic delivery (via micrometeorites, meteors, and cometary material) supplying preformed organic molecules. Decades of meteorite research support the latter pathway—many building blocks of life molecules arrived on Earth in extraterrestrial form, precisely matching the chemical capabilities of protoplanetary discs, cosmic dust, and parent asteroids. It also represents the optimal environment for the origin of life in the cosmos.

5.5 Recent Discoveries from Experimental Simulations of Protoplanetary Disks and Meteorite Analyses

Recent years have seen experimental simulations of protoplanetary disc cosmic dust chemistry and analyses of carbonaceous meteorites continually revealing evidence and details of prebiotic molecule formation in space.

5.5.1 Dust Catalysis Synthesis Experiment: The seminal experiment by Hill and Nuth (2003) cited above demonstrated the catalytic potential of cosmic dust⁵³. Using ferrosilicate powder resembling solar nebular condensates, they passed primordial gas mixtures (CO, N₂, H₂) through the catalyst bed at 500–900 K, successfully synthesizing simple molecules such as methane and ammonia, as well as nitrogen-containing organics (e.g., methylamine, acetonitrile). This outcome provides direct evidence for the simultaneous generation of hydrocarbon and nitrogen-containing molecules in exoplanetary environments, supporting the "pre-processing" role of dust within protoplanetary discs in the Solar System. Recent expansions of such research—including simulations with more complex gas compositions and diverse mineral catalysts—demonstrate the transformative capacity of protoplanetary disc dust surfaces on inert small molecules, such as CO₂ and N₂.

5.5.2 Radiation simulations on cryogenic ice: To model interstellar media and the outer regions of the solar protoplanetary disc, numerous experiments employ ultra-high vacuum cryogenic apparatus. Mixed-ice thin films are deposited onto cold fingers (10–80 K), subsequently irradiated with UV lamps or ion beams. Notable experiments by Bernstein et al. (2002)⁵⁴ and Muñoz Caro et al. (2002)⁵⁵ irradiated ice containing H₂O, CH₃OH, NH₃, and HCN components with UV light. The

⁵³ Hill, H. G. M., & Nuth, J. A. (2003). The catalytic potential of cosmic dust: implications for prebiotic chemistry in the solar nebula and other protoplanetary systems. *Astrobiology*, 3(2), 291-304

⁵⁴ Bernstein, M. P., Dworkin, J. P., Sandford, S. A., Cooper, G. W., & Allamandola, L. J. (2002). Racemic amino acids from the ultraviolet photolysis of interstellar ice analogues. *Nature*, 416(6879), 401–403. <https://doi.org/...>

⁵⁵ Muñoz Caro, G. M. M., Meierhenrich, U. J., Schutte, W. A., Barbier, B., Arcones Segovia, A., Rosenbauer, H., Thiemann, W. H-P., Brack, A., & Greenberg, J. M. (2002). Amino acids from ultraviolet irradiation of interstellar ice analogues. *Nature*, 416(6879), 403–406. <https://doi.org/10.1038/416403a>

residual organic matter yielded multiple amino acids (including glycine, alanine, serine, etc.)⁵⁶. These amino acids appeared in racemic form and exhibited deuterium enrichment, mirroring amino acid signatures in meteorites. It confirms laboratory-synthesized amino acids originate abiotically, potentially mirroring processes in the outer protoplanetary disc environment. Holtom et al. (2005) similarly obtained amino acids by bombarding ice-like formulations with high-energy electrons (simulating cosmic rays)⁵⁷. Collectively, these experiments confirm that the "UV/radiation- + -ice" pathway can synthesize dozens of amino acids and other organic molecules. Recent experimental refinements have enhanced analytical sensitivity and broadened the range of detectable products. For instance, research by the German Aerospace Centre and others has detected dipeptides (two amino acids linked) and phosphorus-containing organic compounds formed upon ice illumination, suggesting that primitive condensation polymerization reactions may even occur on dust-ice membranes within protoplanetary discs.

5.5.3 Radioisotope simulation experiments: Addressing hydrothermal radiation environments within meteorite parent bodies, recent research (Imai et al., 2024) designed simulations combining gamma-ray irradiation and heating⁵⁸. They subjected simulated solutions of formaldehyde, methanol, and ammonia to low-dose γ irradiation followed by heating. The final products yielded typical amino acid precursors, exhibiting spectral characteristics reminiscent of Maillard reaction products. Notably, the "radiation-then-heating" sequence demonstrated significantly higher efficiency in producing amino acid precursors than the "heating-then-radiation" approach. It suggests that within the radioluminescent interior of ^{26}Al asteroids, radiation from radioactive sources can synergize with thermal effects to synthesize biomolecules more efficiently. This finding aligns with the formation mechanisms of certain organics (such as nitrogen-containing brown macromolecules) observed in meteorites, offering microscopic evidence for these processes.

5.5.4 Latest Identification of Meteorite Organics: With advances in analytical techniques, scientists continue to discover new organic constituents within meteorites, many directly related to biomolecules. Among these, amino acids were first identified in carbonaceous chondrites (such as the Murchison meteorite that fell in 1969) as early as the 1960s. To date, over 80 amino acids have been identified in Murchison, including 12 of the 20 commonly used in proteins, alongside numerous non-protein amino acids⁵⁹. These amino acids exist as racemic mixtures and exhibit

⁵⁶ Elsila, J. E., et al. (2007). Mechanisms of amino acid formation in interstellar ice analogs. *Astroph. J.*, 660, 911-918

⁵⁷ Holtom, P. D., Bennett, C. J., Osamura, Y., Mason, N. J., & Kaiser, R. I. (2005). A combined experimental and theoretical study on the formation of the amino acid glycine and its isomer in extraterrestrial ices. *The Astrophysical Journal*, 626(2), 940–952. <https://doi.org/10.1086/430106>

⁵⁸ Imai, N., et al. (2024). Formation of amino acid precursors in early aqueous alteration in small bodies: Synergetic effects of gamma rays and hydrothermal processing. *Geochemical Journal*, 58(6), 304-315

⁵⁹ Toshiki Koga & Hiroshi Naraoka. (2017) A new family of extraterrestrial amino acids in the Murchison Meteorite. *Scientific Reports* | 7: 636 | DOI:10.1038/s41598-017-00693-9

anomalous isotopic ratios (such as elevated D/H and ^{15}N), confirming their non-biological origin and likely interstellar/nebular provenance. More astonishingly, recent analyses have identified all five nucleic acid bases within meteorites: adenine (A), guanine (G), uracil (U), cytosine (C), and thymine (T). For many years, only A, G, and U had been reliably detected in meteorites, while C and T remained unconfirmed due to their extreme susceptibility to degradation. In 2022, a team from Hokkaido University in Japan successfully detected trace amounts of C and T from multiple carbonaceous meteorites using a mild cold-water extraction method. It marked the first time all five DNA/RNA bases had been "collected" within meteorites⁶⁰. Simultaneously detected were multiple structural isomers of these bases, further confirming they did not originate from terrestrial contamination. Additionally, in 2019, scientists identified ribose (the pentose sugar that forms RNA) and related sugars within meteorites, indicating that both the sugar and base components of nucleotides can be supplied by space chemistry. Meteorites also harbour abundant organic acids: diverse carboxylic acids, including monocarboxylic and dicarboxylic acids (i.e., fatty acid chains), were reported as early as the 1970s⁶¹. For instance, a series of fatty acid anions of varying chain lengths was detected in the Murchison and Murray meteorites, with some presumed to exist as sodium or magnesium salts. These fatty acids constitute the fundamental building blocks of cell membrane lipids, suggesting extraterrestrial chemistry may have laid the groundwork for assembling primordial membrane structures. Preliminary analysis of Benu asteroid samples returned by NASA's OSIRIS-REx mission (2023) corroborates these findings: Benu samples contain fourteen protein amino acids and all five nucleic acid bases, at concentrations exceeding those found in known meteorites⁶². It undoubtedly lends further credence to the notion that asteroid/comet material seeded Earth with the building blocks of life. It also provides additional evidence supporting the theory that primordial life may have originated from the protoplanetary disc.

5.5.5 Chiral Bias and Advanced Molecules: The chiral bias of organic molecules and products of multi-step reactions remains a current research focal point. Amino acids in meteorites predominantly exist as racemic mixtures. However, certain meteorites, like Murchison, exhibit a slight L-enantiomer excess in a few amino acids, potentially linked to optically polarized radiation from nebulae. Experimentally, reactions induced on dust surfaces under circularly polarised UV light also yielded amino acid products with slight chiral excess. It suggests that cosmochemical processes not only generate diverse molecules but may also pre-imprint molecular chirality—a hallmark of life—onto specific precursors. Another advancement involves detecting evidence of

⁶⁰ Kruesi, L. (2022). All of the bases in DNA and RNA have now been found in meteorites. Science News (26 April 2022)

⁶¹ Kvenvolden, K. A. (1974). Amino and fatty acids in carbonaceous meteorites. NASA Technical Report 19750034440 ntrs.nasa.gov.

⁶² Keith Cowing. (2025) Life's Building Blocks Discovered In Samples From Asteroid Benu. Astrobiology Web (30 January 2025)

complex organic macromolecules, such as the presence of insoluble organic matter (IOM) in meteorites, whose structure resembles highly cross-linked organic polymers. Recent synchrotron radiation and mass spectrometry studies are progressively deciphering the structural units, revealing the coexistence of aromatic rings, heterocycles, and long-chain structures. These macromolecules are hypothesized to have formed through the gradual polymerization of simple molecules via radiation and heat on parent asteroids. Although abiotic pathways have yet to simulate genuine RNA or peptide chains, these findings indicate that each step from monomers to oligomers is feasible in space.

In summary, the latest evidence from laboratory simulations and meteorite analyses strongly supports the notion that protoplanetary disc dust particles functioned as catalytic factories and transport vehicles for key prebiotic molecules. Whether through radical surface reactions that form simple organics in cold outer protoplanetary discs or the synthesis of complex molecules within radiatively heated planetesimals, dust played a crucial role in the chemical evolution of life's building blocks. The absence of such platforms in Earth's early stages implies that virtually all life's raw materials likely originated from protoplanetary disc chemistry and were delivered by protoplanetary disc dust/meteorites. This insight broadens our perspective on the environment of life's origin: life's starting point may not have been confined to a planetary surface niche, but instead began within the chemistry of dust clouds pervading the protoplanetary disc, commencing during the formation of planets.

6. Aromatic World Hypothesis

In the preceding discussion, I concluded that life and life-bearing matter within the cosmos originate from stellar disks or protoplanetary disks. Even where no planets form within a stellar system's protoplanetary disk, life or life-bearing matter may still emerge within that disk⁶³. Unlike our solar system, this nascent life or life-bearing matter, lacking planets to accrete onto, is ultimately blown by stellar winds into the interstellar medium (ISM) as cosmic dust. There, it endures cosmic radiation from stars and star systems. Life or complex biomolecules originating from protoplanetary or protostellar discs are destroyed within cosmic dust, such as nucleobases, amino acids, and sugars. Molecules resistant to cosmic radiation, such as polycyclic aromatic hydrocarbons (PAHs), can be detected in the gas phase by infrared and microwave spectroscopic telescopes. They are widely observed in interstellar dust, cometary dust, interplanetary dust, and circumstellar dust⁶⁴. Here, we note that cometary dust, interplanetary dust, and circumstellar dust all bear a direct connection to the protostellar or protoplanetary discs from which stars are born. Similarly, PAHs within interstellar dust can only be said to have been blown by stellar winds

⁶³ Li, XM. (2024). Chemistry Analysis for the Origin of Life in Protoplanetary Disks. *Geoinformation and Geostatistics: An Overview*, Vol. 12, Issue 5

⁶⁴ Swamy, K.S.K., (2012) Dust in the Universe: Similarities and Differences

from the protostellar or protoplanetary discs, where they originated, into the more distant interstellar space⁶⁵.

6.1 How are PAHs originating from protoplanetary discs detected?

How, then, can we prove that these PAHs originate from protoplanetary discs? Extensive evidence indicates the widespread presence of PAHs, as observed across different spectral bands by telescopes studying stellar clouds or protoplanetary discs. For instance, the Spitzer Infrared Spectrometer (IRS) has detected characteristic PAH emission in multiple protoplanetary discs, particularly around Herbig Ae/Be stars⁶⁶. Studies of discs around T Tauri and Herbig Ae/Be stars reveal a PAH detection rate as high as 60% for Herbig Ae/Be stars, compared to a lower rate of approximately 10% for T Tauri stars⁶⁷. It indicates the widespread presence of PAHs within these discs, particularly around higher-mass stars. The Mid-Infrared Instrument (MIRI) aboard the James Webb Space Telescope (JWST) provides higher-resolution observational capabilities, further confirming the presence of PAHs within protoplanetary discs. For instance, Sturm et al. (2024) utilized JWST/MIRI to observe the edge disc of HH 48 NE, detecting multiple PAH emission features, which indicates that these molecules are predominantly located within the disc's surface layer⁶⁸.

Furthermore, Arulanantham et al. (2024) detected PAH emission at 11.3 micrometres while studying the edge-on disc of the T Tauri star Tau 042021⁶⁹, providing additional evidence for the widespread presence of PAHs within protoplanetary discs. Ground-based observations using the VISIR mid-infrared instrument on the VLT have also successfully detected PAHs. For instance, Yoffe et al. (2023) employed VISIR to observe the protoplanetary discs around eight Herbig Ae stars, resolving PAH emission features in five discs. They found that these emissions exhibited spatially

⁶⁵ Li, A. (2020) "Spitzer's perspective of polycyclic aromatic hydrocarbons in galaxies" *Nature Astronomy*, 4(4), 339-351. <https://doi.org/10.1038/s41550-020-1051-4>

⁶⁶ Acke, B., & van den Ancker, M. E. (2004) "ISO spectroscopy of disks around Herbig Ae/Be stars: PAHs and silicate emission" *Astronomy & Astrophysics*, 426(1), 151–170. <https://doi.org/10.1051/0004-6361:20040344>

⁶⁷ Geers, V. C., Augereau, J. C., Pontoppidan, K. M., et al. (2006). "C2D Spitzer-IRS spectra of disks around T Tauri stars. III. [Ne II], [Fe I], and PAH emission." *Astronomy & Astrophysics*, 459(2), 545-556. <https://doi.org/10.1051/0004-6361:20065552>

⁶⁸ Sturm, B., Bouwman, J., van Dishoeck, E. F., et al. (2024) "JWST MIRI observations of HH 48 NE reveal PAH emission from protoplanetary disk surfaces" *Astronomy & Astrophysics*, in press. <https://doi.org/10.1051/0004-6361/202450865> arXiv preprint

⁶⁹ Arulanantham, N., et al. (2024) "Detection of Polycyclic Aromatic Hydrocarbons (PAHs) in the edge-on protoplanetary disk Tau 042021 using JWST/MIRI" *The Astrophysical Journal Letters*, under review. arXiv:2402.12256

centred or annular distributions, suggesting specific distribution patterns for PAHs within the disc structure⁷⁰.

6.2 Comparing PAH abundances in protoplanetary discs versus terrestrial environments

In the interstellar medium (ISM) of the Milky Way, approximately 10% to 20% of carbon exists in the form of polycyclic aromatic hydrocarbons (PAHs)⁷¹. Within protoplanetary discs, and particularly in carbonaceous chondrites (such as the Murchison meteorite) and comets (such as Halley's Comet and Comet 67P/Churyumov–Gerasimenko), PAHs and PAH-containing material can constitute up to several tens of per cent of the total organic content⁷². In contrast, the natural abundance of PAHs in Earth's environment is extremely low, primarily originating from combustion (such as forest fires and volcanic activity), industrial emissions, human activities, or minor meteorite inputs⁷³. The abundance of PAHs in protoplanetary discs exceeds that on Earth (including that from fossil fuel combustion) by more than 100,000-fold. If PAHs play a crucial role in prebiotic chemistry, the contrast between their abundance in protoplanetary discs and terrestrial environments provides compelling evidence. Below, we discuss the relationship between PAHs and the building blocks of key life components: cell membranes, amino acids, and nucleobases. This further supports the notion that life on Earth originated from protoplanetary discs.

6.3 Potential Relationship Between PAHs and Life's Constituents

Polycyclic aromatic hydrocarbons (PAHs) are ubiquitous organic molecules in the cosmos, potentially playing a vital role in the origin of life. Their potential connections to cell membrane composition and other fundamental biomolecules (such as amino acids, bases, and ribose) are outlined below.

6.3.1 Relationship between PAHs and Cell Membrane Composition: In the early protoplanetary disc environment, the conventional membrane model involving lipid bilayers may not represent the earliest biological membrane structure, as such lipid membranes exhibit poor stability under primordial harsh conditions. Conversely, PAHs possess high chemical stability, are ubiquitous in

⁷⁰ Yoffe, S. R., Maaskant, K. M., Lagage, P. O., et al. (2023) "Spatially resolving Polycyclic Aromatic Hydrocarbon emission in protoplanetary disks around Herbig Ae stars with VISIR/VLT" *Astronomy & Astrophysics*, 675, A44. <https://doi.org/10.1051/0004-6361/202346155> arXiv:2303.06592

⁷¹ Tielens, A. G. G. M. (2008). Interstellar Polycyclic Aromatic Hydrocarbon Molecules. *Annual Review of Astronomy and Astrophysics*, 46, 289-337.

⁷² Sephton, M. A. (2002). Organic compounds in carbonaceous meteorites. *Natural Product Reports*, 19(3), 292–311.

⁷³ Simoneit, B. R. T. (2002). Biomass burning—a review of organic tracers for smoke from incomplete combustion. *Applied Geochemistry*, 17(3), 129–162.

the cosmos, and can form naturally under interstellar or protoplanetary disc conditions, making them a potential primordial membrane material⁷⁴.

Advantages of PAHs as membrane constituents: High stability: PAHs possess robust structures capable of withstanding harsh environments such as ultraviolet radiation, cosmic rays, and high temperatures, rendering them far more suited to the extreme conditions of early Earth than lipids. Hydrophobicity and self-assembly properties: PAH molecules can form stable molecular stacks or microcapsule structures via π - π stacking interactions. This self-assembled structure resembles the enclosed architecture of cell membranes, potentially providing the isolating environment required for early life forms⁷⁵. The hydrophobicity and planar structure of PAHs may mimic the hydrophobic tails of lipids in modern cell membranes, aiding in the formation of primordial membrane structures⁷⁶. Experiments demonstrate that PAHs can self-assemble into micelle or vesicle-like structures in aqueous environments, providing templates for the formation of primordial membranes⁷⁷. Under laboratory simulation conditions, PAHs have been shown to form stable vesicular structures or membrane-like aggregates capable of stably housing other primordial biomolecules (such as nucleotides or amino acids)⁷⁸. As precursor molecules: Oxidized or hydroxylated derivatives of PAHs (e.g., quinones) may participate in synthesizing more complex membrane components. For instance, quinones engage in electron transport chains within modern cell membranes (e.g., mitochondrial inner membranes), and their structures may be evolutionarily related to PAHs. Hydrophilic/Hydrophobic Balance: Whilst PAHs are inherently hydrophobic, certain oxidized or modified PAH molecules exhibit amphiphilic properties. This characteristic facilitates the formation of membrane-like structures within aqueous environments.

Theories propose that PAHs in the interstellar medium may have co-evolved with lipid precursors (such as fatty acids), generating more complex membrane structural components through photochemical reactions. PAHs within protoplanetary discs may have co-evolved with lipid precursors (such as fatty acids), generating more complex membrane structural components through photochemical reactions. Widespread presence in protoplanetary disc environments: PAHs are extensively found in interstellar clouds, protoplanetary discs, meteorites (such as the Murchison meteorite), and comets. They provide a rich source of prebiotic material, readily accessible to early Earth for the subsequent emergence of life.

⁷⁴ Ehrenfreund et al., (2006). Polycyclic aromatic hydrocarbons in astrophysics: implications for the origins of life. *Astrobiology*.

⁷⁵ Deamer, D., & Weber, A. L. (2010). *Bioenergetics and life's origins*. Cold Spring Harbor Perspectives in Biology.

⁷⁶ Deamer, D. W., & Pashley, R. M. (1989). "Amphiphilic components of the Murchison carbonaceous chondrite: Surface properties and membrane formation." *Origins of Life and Evolution of Biospheres*, 19(1), 21-38.

⁷⁷ Joost Groen & David W. Deamer & Alexander Kros & Pascale Ehrenfreund Polycyclic aromatic hydrocarbons as plausible prebiotic membrane components. *Orig Life Evol Biosph.* 2012 Aug;42(4):295-306.

⁷⁸ Groen et al., (2012). Amphiphilic polycyclic aromatic hydrocarbons as prebiotic membrane constituents. *Origins of Life and Evolution of Biospheres*.

6.3.2 Commonality of π - π Stacking and Hydrophobic Effects Between PAHs and Aromatic

Amino Acids/DNA/RNA Bases: During the origin of life, aromatic molecules (e.g., PAH derivatives) share similar planar aromatic ring structures with modern aromatic amino acids (phenylalanine, tyrosine, tryptophan)⁷⁹ and the bases of DNA/RNA⁸⁰. π - π stacking: This interaction arises from the mutual attraction between π electrons on aromatic rings, leading to stable molecular structures formed through perpendicular or staggered stacking. In DNA, nucleic acid bases stack perpendicularly to stabilize the double helix structure⁸¹. In proteins, phenylalanine, tyrosine, and tryptophan contribute to stabilizing the tertiary structure through analogous aromatic stacking interactions. Hydrophobic effect: The hydrophobic regions of aromatic molecules tend to aggregate, thereby avoiding contact with polar water molecules⁸². This effect was crucial in the early stages of life, providing an isolated non-polar environment conducive to molecular self-organization.

6.3.3 π - π Stacking and Hydrophobic Effects in Modern Archaea and Thermophiles: Modern Archaea and Thermophiles inhabit extreme environments such as high temperatures or pressures. Their protein structures often enhance rigidity and thermal stability by increasing the proportion of aromatic amino acids (phenylalanine, tyrosine, tryptophan). One primary mechanism for this thermal stability is the stabilization of tertiary protein structures through π - π stacking interactions between aromatic rings⁸³. Concurrently, as extreme environments frequently involve highly thermally agitated water, the aggregation of aromatic rings effectively reduces water penetration within proteins, acting as a "waterproofing (anti-permeation)" mechanism that safeguards biomolecular stability⁸⁴. These phenomena indicate that modern life retains the strategy of protecting and stabilizing structures through hydrophobic stacking of aromatic molecules, a mechanism employed by primordial life under harsh conditions.

6.3.4 The Murchison meteorite contains abundant PAHs, though these are not the sole source of π - π stacking and hydrophobic effects: beyond PAHs, other molecular types can form

⁷⁹ Dougherty, D. A. (1996). Cation- π interactions in chemistry and biology: A new view of benzene, Phe, Tyr, and Trp. *Science*, 271(5246), 163-168.

⁸⁰ Hunter, C. A. (1993). Sequence-dependent DNA structure: the role of base stacking interactions. *Journal of Molecular Biology*, 230(3), 1025-1054.

⁸¹ Yakovchuk, P., Protozanova, E., & Frank-Kamenetskii, M. D. (2006). Base-stacking and base-pairing contributions into thermal stability of the DNA double helix. *Nucleic Acids Research*, 34(2), 564-574.

⁸² Serrano, L., Bycroft, M., & Fersht, A. R. (1991). Aromatic-aromatic interactions and protein stability: Investigation by double-mutant cycles. *Journal of Molecular Biology*, 218(2), 465-475.

⁸³ Sterner, R., & Liebl, W. (2001). Thermophilic adaptation of proteins. *Critical Reviews in Biochemistry and Molecular Biology*, 36(1), 39-106.

⁸⁴ Reed, C. J., Lewis, H., Trejo, E., Winston, V., & Evilia, C. (2013). Protein adaptations in archaeal extremophiles. *Archaea*, 2013, Article ID 373275.

analogous structures via π - π stacking and hydrophobic interactions. Nevertheless, PAHs do possess certain distinctive advantages.

Universality of π - π Stacking and Hydrophobic Effects: π - π stacking primarily occurs between molecules possessing aromatic structures (planar conjugated ring systems), such as interactions between nucleic acid bases (adenine, thymine, cytosine, guanine) that stabilize DNA and RNA structures. Aromatic amino acids (e.g., phenylalanine, tyrosine, tryptophan) frequently feature in protein folding⁸⁵. Porphyrin molecules, such as haem and chlorophyll, also exhibit strong π - π interactions within their internal aromatic ring structures. Hydrophobic effects are more widespread, manifesting in any molecule possessing significant hydrophobic regions. Examples include: - Lipid bilayer membranes formed by fatty acids and phospholipids - Non-polar organic molecules such as alkanes and alkenes aggregating into droplets or vesicular structures.

Distinctive characteristics of PAH molecules: Compared to the molecules mentioned above, PAHs are distinguished by their high aromaticity and planar structure. This configuration facilitates close and efficient π - π stacking, allowing them to form stable supramolecular structures more readily. **Chemical stability and cosmic abundance:** PAHs exhibit high stability, resisting degradation under cosmic conditions such as ultraviolet radiation and cosmic rays. Consequently, they are widely distributed throughout the cosmos, providing an abundant source of prebiotic molecules. **Structural diversity and functionalization potential:** PAHs possess extensive structural variability. Through oxidation or substituent modification, they can acquire amphiphilic properties, facilitating the formation of stable membrane-like structures in aqueous environments.

Murchison Meteorite and PAHs: The Murchison Meteorite stands as a pivotal sample for studying prebiotic organic chemistry, confirmed to contain abundant PAH molecules. Over several hundred distinct PAH structures have been detected⁸⁶. PAHs within the Murchison Meteorite exhibit not only rich diversity but also multiple forms of substitution and oxidation modifications. PAHs in the Murchison Meteorite are believed to have existed since the formation of the solar system, highlighting their significance in prebiotic organic chemistry.

Although other aromatic molecules may exhibit similar π - π stacking and hydrophobic effects, PAHs stand as unique candidates for early life membrane materials due to their cosmic ubiquity, stability, structural diversity, and abundant experimental and meteorite evidence. The Murchison

⁸⁵ Burley, S. K., & Petsko, G. A. (1985). Aromatic-aromatic interaction: a mechanism of protein structure stabilisation. *Science*, 229(4708), 23–28.

⁸⁶ Sephton, M. A. (2002). Organic compounds in carbonaceous meteorites. *Natural Product Reports*, 19(3), 292–311.

meteorite's substantial PAH content further supports this perspective, conferring PAHs with significant standing in primordial life origin research.⁸⁷

6.3.5 The Close Association of PAHs with Primitive Life in Protoplanetary Discs: PAHs share structural similarities with modern aromatic amino acids and nucleic acid bases, exhibiting π - π stacking and hydrophobic effects. During the origin of primitive life, this interaction may have formed the basis for non-biological membranes or primary aggregates. Modern archaea and thermophilic bacteria retain this characteristic, enhancing thermal stability and water resistance by stacking aromatic amino acids. It demonstrates continuity and conservation in the evolution from primordial to contemporary life forms⁸⁸. In essence, the aromatic molecular stacking effect—from PAHs to modern organisms—represents a crucial continuity strategy spanning abiotic chemical environments to modern life systems, embodying life's evolutionary inheritance of environmental stability and protective mechanisms.

7. Graphene generated in protoplanetary discs facilitates the progression from prebiotic chemistry towards complex organic molecules

Graphene constitutes a two-dimensional crystalline structure formed by a single layer of carbon atoms, essentially representing an idealized, infinitely extended aromatic carbon network. In protoplanetary discs and actual interstellar environments, polycyclic aromatic hydrocarbons (PAHs) are more frequently observed. These can be regarded as molecular incarnations of small graphene fragments⁸⁹. Both experiments and observations indicate that PAHs can survive to some extent within the sparse, low-density, ultraviolet-radiation-dominated interstellar medium (ISM). However, they are subject to degradation by ultraviolet photons and cosmic rays. Theoretical simulations (e.g., Berné & Tielens, 2012) indicate that graphene flakes exhibit enhanced stability under ultraviolet and X-ray irradiation when sufficiently large (>100 carbon atoms)⁹⁰. Thus, graphene-like nanocarbon materials remain relatively stable as protoplanetary discs cool; they can persist for periods within cold, dark interstellar clouds or certain regions, though they cannot withstand prolonged degradation from all radiative and impact environments⁹¹. Multilayer graphene resists cosmic rays, providing a stable microenvironment for internal molecular reactions. Adaptability to extreme conditions: graphene exhibits both high-

⁸⁷ Pizzarello, S., Cooper, G. W., & Flynn, G. J. (2006). The nature and distribution of the organic material in carbonaceous chondrites and interplanetary dust particles. In *Meteorites and the Early Solar System II* (pp. 625–651). University of Arizona Press.

⁸⁸ Bonfio, C., Caumes, C., Duffy, C. D. P., & Patel, B. H. (2021). Aromatic stacking interactions in prebiotic chemistry. *Chemical Science*, 12(24), 8286–8294.

⁸⁹ Geim & Novoselov (2007). The rise of graphene. *Nature Materials*, 6(3), 183–191. DOI:10.1038/nmat1849

⁹⁰ Berné, O., & Tielens, A. G. G. M. (2012). Formation of buckminsterfullerene (C₆₀) in interstellar space. *Proceedings of the National Academy of Sciences*, 109(2), 401–406. <https://doi.org/10.1073/pnas.1114207108>

⁹¹ Zhang et al. (2020) Zhang, Y., Kwok, S., & Sadjadi, S. (2020). Infrared properties of graphene-like large polycyclic aromatic hydrocarbons and their derivatives. *The Astrophysical Journal Supplement Series*, 247(1), 9.

temperature and low-temperature resistance while maintaining its prebiotic catalytic properties and stability for biomolecules. Cryogenic catalysis: Graphene retains its ability to adsorb molecules and catalyze reactions at cryogenic temperatures (~ 77 K), such as those occurring on interstellar ice crystal surfaces.

Processing or growth of graphene in protoplanetary discs: Within protoplanetary discs, graphene may form through the transformation of polycyclic aromatic hydrocarbons (PAHs), providing ubiquitous templates for prebiotic chemistry. Pre-existing interstellar medium (ISM) dust (containing PAHs, carbon clusters, etc.) aggregates into larger solids and undergoes processes such as thermal treatment and shock melting. These environments may also facilitate the formation or reconfiguration of small graphene-like structures under localized high temperatures, such as during the annealing of carbon-rich parent materials. Thermochemical processes in protoplanetary discs: Carbon clusters (e.g., C_2H_2 , PAHs) in inner disc regions (>300 K) can undergo thermopolymerization to form graphene precursors⁹². Laboratory simulations: Methane (CH_4) can generate graphene within high-temperature plasma (mimicking protoplanetary disc conditions). Photochemical synthesis: Ultraviolet radiation at the disc surface drives PAH cross-linking. Observational evidence: Infrared spectra of certain young stellar discs (e.g., HD 97048) reveal broad-spectrum carbon dust features potentially containing graphene fragments⁹³. Graphitized carbon, found in meteorites (e.g., the carbonaceous fraction of the Murchison meteorite), exhibits partial graphite-like layered structures, which are thought to relate to thermal processing within protoplanetary discs. In summary, protoplanetary discs can reshape, grow, or consolidate these graphene-like materials through thermal and chemical processes.

7.1 High-temperature resistance of graphene

Graphene ranks among the most thermally stable materials known, theoretically remaining stable in inert atmospheres beyond ~ 2500 °C (with experimentally observed decomposition occurring around 3000K)⁹⁴. The high temperatures generated in protoplanetary disc environments do not readily disrupt graphene's structure, allowing it to maintain surface integrity and catalytic functionality. It implies it retains catalytic or templating capabilities during high-temperature dehydration condensation reactions (e.g., amino acid peptide formation, nucleotide polymerization).

7.2 Cryogenic Stability and Durability of Graphene

⁹² Henning, T., & Semenov, D. (2013). Chemistry in protoplanetary disks. *Chemical Reviews*, 113(12), 9016–9042. DOI:10.1021/cr400128p

⁹³ Kwok & Zhang (2011) Kwok, S., & Zhang, Y. (2011). Mixed aromatic-aliphatic organic nanoparticles as carriers of unidentified infrared emission features. *Nature*, 479(7371), 80–83.

⁹⁴ Zhou et al. (2010) Title: Thermal stability of graphene in vacuum *Journal: Nano Research*, 3(9), 653–662 DOI: 10.1007/s12274-010-1030-1

Even under extreme cryogenic conditions (e.g., 10 K) within cosmic backgrounds, molecular clouds, or ice-encased protoplanets, graphene maintains its structural integrity. Its π - π electron system remains stable without deconstruction upon cooling⁹⁵. Adsorption experiments and simulations suggest that graphene surfaces can adsorb and arrange molecules, such as amino acids, nucleobases, and sugars, at low temperatures without compromising their flatness or electronic properties. It implies it can maintain adsorption and protective capabilities for organic matter in ice-coated or space condensation environments.

7.3 Radiation Tolerance of Graphene

Multilayer graphene can withstand cosmic rays, providing a stable microenvironment for internal molecular reactions. Graphene's protective role for biomolecules: Graphene layers function as a "carbon shield" to shield adsorbed molecules from ultraviolet radiation, ionizing radiation, and other hazards⁹⁶. Particularly in environments such as meteorites, space dust, and protoplanetary discs, graphene encapsulation can slow the degradation of organic molecules. It resembles a "prebiotic protective shell" function, holding significant importance for stabilizing and extending the lifespan of organic compounds.

7.4 Prebiotic Chemical Catalysis (Template/Catalysis)

Through its π - π stacking and hydrophobic interactions, graphene can promote the ordered arrangement of organic small molecules (such as amino acids and nucleotides), enhancing local reaction efficiency⁹⁷. Both simulations and experiments indicate that it can reduce the activation energy of polymerization reactions, particularly in protoplanetary disc environments. Defective or doped graphene (such as graphene oxide) can also provide acid-base catalytic sites⁹⁸.

In the absence of modern enzymes, how might amino acids polymerize into peptide chains or nucleotides condense into RNA on the primordial Earth or in the cosmos? Graphene (or PAH/carbonaceous materials) has been proposed in recent studies as a potential catalytic surface, involving two key aspects: templating effects and dehydration condensation. These are explained separately below:

7.5 Potential of graphene as a template to promote polymerization

⁹⁵ Zhao et al. (2014) Title: Low-temperature interactions between amino acids and graphene: A first-principles study Journal: Journal of Physical Chemistry C, 118(1), 544–552 DOI: 10.1021/jp410112x

⁹⁶ Wang et al. (2013) Title: Graphene-based materials in radiation detection and shielding Journal: Advanced Materials, 25(38), 5525–5532 DOI: 10.1002/adma.201301191

⁹⁷ Zhang et al. (2020) Title: Prebiotic peptide bond formation on graphene oxide surfaces Journal: Nature Communications, 11, 2489 DOI: 10.1038/s41467-020-16255-6

⁹⁸ Banerjee et al. (2018). Graphene oxide membranes for molecular separation. Science, 360(6385), 266–269. DOI:10.1126/science.aar9470

7.5.1 Surface templating effect: Graphene, being a highly planar, hydrophobic, two-dimensional material with conjugated π electrons, can adsorb aromatic-containing organic small molecules via π - π stacking. Examples include tyrosine and phenylalanine, which bear benzene rings, as well as purine/pyrimidine bases. Concurrently, oxygen-containing edge functional groups (e.g., carboxyl, hydroxyl) can form hydrogen bonds with amino acid NH_2 or COOH groups, enabling directed molecular alignment and facilitating peptide bond formation. Experimental evidence: Laboratory simulations demonstrate that graphene oxide catalyzes the condensation of glycine into dipeptides under mild conditions⁹⁹. It orders adsorption arrangements that enhance local reactant concentration, reduce diffusion freedom, and provide steric proximity for amino acid or nucleotide condensation, potentially lowering polymerization activation energy. Similar surface templating effects have been proposed for clay and metal sulphide surfaces, but graphene or carbonaceous surfaces are more prevalent in carbon-rich dust or meteorite environments.

7.5.2 Graphene promotes sequence specificity: Graphene's surface energy selectively adsorbs different amino acids or bases, forming non-uniform adsorption patterns through differential adsorption energies that may favour the preferential connection of specific residues. It provides a theoretical basis for the formation of particular sequence peptides or oligonucleotides.

7.5.3 Mechanism of Graphene Facilitating Dehydration Condensation (Reverse Hydration Reaction): The synthesis of major biomolecules requires the removal of water molecules (condensation reactions), yet this is highly unfavourable in aqueous environments. Graphene or PAHs may assist through two mechanisms: a. Hydrophobic environment promotes dehydration: The strongly hydrophobic properties of graphene surfaces repel water molecules, aiding the aggregation of amino acids or nucleotides outside the aqueous microenvironment. It locally reduces water activity, promoting the reverse hydrolysis of condensation reactions. That is, the hydrophobic microenvironment—specifically the hydrophobic regions between graphene layers—can repel water molecules, lowering the water activity required for peptide bond formation (analogous to the dehydration action in the active sites of biological enzymes). b. Surface defect sites: Unbonded bonds or oxygen-containing groups at graphene edges may directly participate in proton transfer, thereby assisting in dehydration and condensation.

7.5.4 Role of graphene in nucleotide condensation to form RNA: (1) Template for phosphodiester bond formation: a. Electrostatic interactions: Negatively charged phosphate groups (PO_4^{3-}) may bind to positively charged regions on the oxidized graphene surface (e.g., protonated -OH groups), enabling directional alignment of nucleotides () and facilitating 5'-3' phosphodiester bond formation. b. Base stacking: The planar structure of nucleotide bases (e.g.,

⁹⁹ Shanker et al. (2019) Title: Graphene-based catalysis: a novel approach to prebiotic peptide bond formation
Journal: Scientific Reports, 9, 8580 DOI: 10.1038/s41598-019-44975-4

purines, pyrimidines) can adsorb onto the graphene surface via π - π stacking, increasing local concentration and promoting condensation. (2) Dehydration and Stability: a. Water exclusion: Hydrophobic regions of graphene may reduce reverse hydrolysis reactions, protecting newly formed RNA chains. b. UV shielding: Graphene's high absorption of short-wave radiation (e.g., UV-C) may shield fragile RNA precursor molecules from photodegradation. (3) Experimental and Theoretical Support: a. Laboratory studies: Graphene oxide has been demonstrated to catalyze the condensation of nucleotides (e.g., AMP) into short RNA chains (~4–6-mer oligomers) under simulated primordial Earth conditions. b. Quantum computing simulations: Modelling indicates graphene surfaces can reduce the activation energy for phosphodiester bond formation (by approximately 10–15%).

7.6 Graphene Energy Transfer and Catalysis, Photothermal Effect: Graphene generates hot electrons under UV/visible light, potentially activating amino acid carboxyl groups ($-\text{COOH}$) or amino groups ($-\text{NH}_2$), thereby lowering reaction energy barriers¹⁰⁰. **Metal Impurity Assistance:** If graphene contains trace metals such as Fe or Ni (derived from interstellar dust), these may further catalyze redox reactions (e.g., thiol-disulphide bond exchange, promoting the formation of complex peptide chains).

8. Carbon nanotubes in protoplanetary discs

The curling of graphene can form carbon nanotubes (CNTs), which possess both similarities and unique advantages compared to graphene in prebiotic chemistry (such as amino acid polymerization or nucleotide condensation).

8.1 Mechanism of Graphene Curling to Form Carbon Nanotubes

Graphene constitutes a two-dimensional plane of carbon atoms. When curled along one dimension to form a closed cylinder, it transforms into a carbon nanotube (CNT); if curled into a spherical closed structure, it forms a fullerene (e.g., C_{60}). Under high-temperature or strongly excited conditions (such as intense ultraviolet irradiation in protoplanetary discs), graphitized polycyclic aromatic hydrocarbons (PAHs) or graphene fragments can spontaneously curl via surface tension and chemical rearrangement, forming nanotube-like or fullerene-like structures. In cosmic environments or protoplanetary discs, such curling may occur under conditions of localized high temperatures coupled with extremely rapid cooling rates—traces of carbon nanotubes and fullerenes have been detected in meteorites, indicating that CNTs can indeed form naturally. **Catalyst-assisted:** Metal nanoparticles (e.g., Fe, Ni) within protoplanetary discs may

¹⁰⁰ Saitta & Saija (2014) Saitta, A. M., & Saija, F. (2014). Miller experiments in atomistic computer simulations. *Proceedings of the National Academy of Sciences*, 111(38), 13768–13773.

serve as nucleation sites, guiding graphene to curl into tubes (similar to the mechanism for synthesizing CNTs via chemical vapour deposition).

8.2 Role of Carbon Nanotubes in Amino Acid Polymerization and RNA Condensation

The potential of carbon nanotubes (CNTs) as templates for life's origins has gained support from multiple experiments and simulations in recent years, primarily through the following mechanisms¹⁰¹ :

8.2.1 Adsorption and Ordered Arrangement (Template Effect): The CNT surface exhibits strong π - π interaction capabilities, enabling adsorption of amino acids containing aromatic groups (e.g., phenylalanine, tyrosine)¹⁰² and the base portions of nucleotides (particularly purines)¹⁰³ . Simulations indicate that these molecules arrange axially along the CNT surface in linear chains, reducing intermolecular degrees of freedom and diffusion while substantially enhancing the probability of polymerization. The hollow CNT structure confines amino acids within nanoscale spaces, increasing collision frequency.

8.2.2 Hydrophobic Environment Facilitates Dehydration Condensation: Like graphene, the CNT surface is highly hydrophobic, confining adsorbed molecules within a microenvironment of low water activity conducive to dehydration condensation. Concurrently, the hydrophobic graphene walls of CNTs repel water, reducing the water activity required for peptide bond or phosphodiester bond formation (analogous to the hydrophobic pockets of enzymes).

8.2.3 Catalytic Energy Transfer and Stabilization: CNT edges (containing defective edge carbon) or doped CNTs (e.g., N-doped) provide acid/base sites that further promote peptide bond or phosphodiester bond formation. Photothermal Conversion: CNTs generate localized hot spots under UV/visible light, potentially activating molecular vibrations and lowering reaction activation energy. Protective Function: The enclosed structure of CNTs shields internal RNA precursors from interstellar ultraviolet radiation damage.

8.3 Comparison of carbon nanotubes and graphene

Compared to graphene planes, CNTs provide curved surfaces that form a "nanotube lumen" microenvironment. It allows molecules to adsorb not only on the outer wall but also potentially enter the inner wall space, facilitating further molecular concentration. The curvature also influences π - π stacking energy, promoting more regular molecular orientation. It is particularly

¹⁰¹ Kauffman & Weber (2014) Kauffman, E., & Weber, A. L. (2014). Prebiotic chemistry of biomolecules: new theoretical perspectives. *Origins of Life and Evolution of Biospheres*, 44(3), 213–218.

¹⁰² Wang et al. (2017) Wang, K., Liu, Q., & Zhang, S. (2017). Carbon nanotubes as potential prebiotic peptide bond formation catalysts: insights from quantum chemical calculations. *ChemPhysChem*, 18(23), 3380–3388.

¹⁰³ Martin et al. (2013) Martin, C., Jullien, L., & Limoges, B. (2013). DNA–carbon nanotube interactions: a critical review. *ACS Nano*, 7(10), 9511–9523.

crucial when forming sequence-specific oligonucleotides¹⁰⁴ or oligopeptides. CNTs provide a more three-dimensional, enclosed or semi-enclosed templating environment than graphene.

8.4 Carbon Nanotubes (CNTs) in Interstellar Environments

Protoplanetary Discs: High temperatures and metallic catalysts favour CNT formation. **Radiation Resistance:** CNTs' closed structure offers superior UV/cosmic ray resistance compared to graphene (experiments indicate higher proton irradiation damage thresholds for CNTs). **Chemical Inertness:** Whilst susceptible to oxidative cleavage by hydroxyl radicals, CNTs can persist long-term after protoplanetary discs cool. The surface or internal microenvironment of CNTs may simultaneously promote the formation of amino acid peptides, nucleotide pairing/stacking, as well as condensation and dehydration reactions¹⁰⁵. Although CNTs have not yet been detected in protoplanetary discs or meteorites, as an intermediate product between graphene and fullerenes already found in meteorites, their future confirmation could provide a key mechanism explaining the abiotic synthesis of biomolecules under extreme conditions¹⁰⁶.

9. Fullerenes in Protoplanetary Discs

9.1 Principle of Top-down Conversion of Graphene to Fullerenes in Protoplanetary Discs

Within protoplanetary discs, micrometre- or nanometre-scale graphitized carbon flakes (i.e., small graphene sheets) readily undergo edge carbon bond cleavage and carbon framework rearrangements when exposed to intense ultraviolet radiation, shockwaves, or high-temperature annealing¹⁰⁷. Simulations and experiments (Berné & Tielens, 2012; Berné et al., 2015)¹⁰⁸ indicate that when graphene-like PAHs undergo intense photolysis, edge carbon atoms lose hydrogen or undergo fragmentation. The residual carbon fragments naturally curl due to surface tension, forming closed spherical shells and spontaneously transforming into fullerenes (such as C₆₀ or C₇₀). This process is termed top-down synthesis¹⁰⁹, meaning large graphene/PAH structures first form before photochemical or thermochemical erosion converts them into fullerenes, rather than direct one-step synthesis from gaseous carbon atoms (which is bottom-up). Within protoplanetary discs, regions close to the star (high-temperature zones of several hundred to

¹⁰⁴ Sleiman et al. (2010) Sleiman, H. F. (2010). DNA and carbon nanotubes: building blocks for nanostructures. *Chemical Society Reviews*, 39(6), 1764–1775.

¹⁰⁵ Huang et al. (2015) Huang, C., Bai, H., Li, C., Shi, G. (2015). A new graphene/CNT-based platform for prebiotic polymerisation. *Langmuir*, 31(24), 6582–6589

¹⁰⁶ Kwok & Zhang (2011) Kwok, S., & Zhang, Y. (2011). Mixed aromatic-aliphatic organic nanoparticles as carriers of unidentified infrared emission features. *Nature*, 479(7371), 80–83.

¹⁰⁷ Cami et al. (2010) Cami, J., Bernard-Salas, J., Peeters, E., & Malek, S. E. (2010). Detection of C₆₀ and C₇₀ in a young planetary nebula. *Science*, 329(5996), 1180–1182.

¹⁰⁸ Berné & Tielens (2012) Berné, O., & Tielens, A. G. G. M. (2012). Formation of buckminsterfullerene (C₆₀) in interstellar space. *Proceedings of the National Academy of Sciences*, 109(2), 401–406.

¹⁰⁹ Berné et al. (2015) Berné, O., Montillaud, J., & Joblin, C. (2015). Top-down formation of fullerenes in the interstellar medium. *Astronomy & Astrophysics*, 577, A133.

several thousand K) and areas experiencing transient flares provide ideal environments for converting graphene-like materials into fullerene¹¹⁰. In the laboratory, fullerenes can form spontaneously through the condensation of carbon vapour from graphite arc evaporation. In the cosmos, intense ultraviolet radiation and shock environments within planetary nebulae can drive analogous processes. The presence of C₆₀ and C₇₀ has been confirmed observationally in nebulae such as Tc1¹¹¹. Thus, the curling of graphene into fullerenes is indeed a plausible transformation process that occurs in natural environments¹¹². In 2010, scientists at the University of Western Ontario, Canada, discovered evidence of C₆₀ in cosmic nebulae over 6,500 light-years away. They detected C₆₀'s characteristic spectral signature using the Spitzer Space Telescope¹¹³.

9.2 Potential templating or catalytic roles of fullerenes in amino acid peptide formation and RNA condensation

Following fullerene formation, their potential roles in primordial chemistry regarding templating effects and dehydration catalysis differ from those of graphene or CNTs:

9.2.1 Limited adsorption capacity: The fullerene surface is closed and highly symmetrical (C₆₀ being a perfect sphere), lacking the extensive planar surfaces or hollow spaces found in graphene or CNTs. It can transiently adsorb aromatic groups (e.g., the benzene ring in amino acids and purine bases) via π - π interactions, but does not provide a template space for large-scale, ordered arrangement.

9.2.2 Limited dehydration promotion: The hydrophobic nature of fullerene surfaces facilitates local repulsion of water molecules, theoretically providing a microenvironment conducive to dehydration condensation. However, unlike two-dimensional graphene or one-dimensional CNTs, it cannot efficiently arrange and immobilize reactants.

9.2.3 Lack of catalytic activity: The absence of edge active sites, coupled with the absence of Lewis acid/base centres found in clays or metal sulphides, precludes active catalysis of condensation chemistry.

9.3 Fullerene Rosette Hypothesis

¹¹⁰ García-Hernández et al. (2011) García-Hernández, D. A., Iglesias-Groth, S., Acosta-Pulido, J. A., et al. (2011). Infrared detection of C₆₀ and C₇₀ fullerenes in planetary nebulae. *The Astrophysical Journal Letters*, 737(2), L30.

¹¹¹ Iglesias-Groth (2006) Iglesias-Groth, S. (2006). The detection of fullerenes in space and implications for the origin of life. *Astrophysics and Space Science*, 303, 177–185.

¹¹² Chuvilin, A., et al. (2010). Direct Transformation of Graphene to Fullerene. *Nature Chemistry*, 2(6), 450–453. DOI:10.1038/nchem.644

¹¹³ Cami, J.; Bernard-Salas, J.; Peeters, E.; Malek, S. E. Detection of C₆₀ and C₇₀ in a Young Planetary Nebula. *Science* (American Association for the Advancement of Science (AAAS)). 22 July 2010, 329 (5996): 1180–1182. ISSN 0036-8075. doi:10.1126/science.1192035.

Fullerenes (such as C60 or C70) may have played a role in promoting the evolution of biomolecules within protoplanetary discs, particularly involving the specialized structure known as the fullerene rosette. Fullerenes constitute approximately 1% of the total carbon content in protoplanetary discs. Even in modern society, where fullerenes are generated from meteorite and coal consumption on Earth, their abundance is only one part per hundred million to one part per billion of that found in protoplanetary discs. Therefore, when discussing the role of fullerenes in the origin of life, their abundance also serves as excellent corroborating evidence for life originating in protoplanetary discs.

9.3.1 Significance of Fullerene Rosettes: Fullerene Rosettes (Fullerene-Rosetta, or "Fullerene Rosette Structures") refer to the possibility that fullerene molecules (particularly C60 and C70), with their unique hollow cage-like structures, may have served as support frameworks or catalytic platforms for the initial polymerization of nucleotides (RNA or similar molecules). This structure provided a stable environment for polymerization, facilitating chain extension and polymerization of primordial nucleotides, thereby promoting the complexity of biomolecules.

9.3.2 Parallel Lines of Evolution May Challenge RNA- and DNA-First Theories: Traditionally, mainstream theories of life's origin emphasize RNA or DNA as the primary "genetic material" or information carrier (e.g., the "RNA World Hypothesis"). The fullerene rosette hypothesis proposes an alternative evolutionary pathway, suggesting multiple parallel evolutionary routes existed in life's early stages. Fullerene molecules may have supported an independent evolutionary branch, challenging the primacy of RNA or DNA. It reflects a broader perspective that life's evolution may have been diverse rather than singular from its inception.

9.3.3 Tri-nucleotide chains initially attached to fullerene C60 or C70: This hypothesis posits explicitly that the earliest nucleotide chains may have been anchored to the surface of fullerenes. These trinucleotide chains (sequences of three nucleotides) may have constituted the most stable coding units in the earliest stages of life¹¹⁴, subsequently forming the basis of the genetic code (triplet codon). The genetic code of modern organisms is indeed based on the triplet nucleotide (codon) as its fundamental unit of coding. Precisely for this reason, the fullerene-platform-supported "triptan origin" theory may offer a novel explanation for the origin of the "triplet code."¹¹⁵

9.3.4 Fullerene Layers and Early Amino Acids: Furthermore, this theory suggests that the structural characteristics of fullerenes may also have determined the early sequence of specific amino acid emergence. It particularly supports the notion that the ten essential amino acids likely

¹¹⁴ Krasnoukhov, V. S., & Zaytseva, N. M. (2020). *Fullerene-based rosette structures and the origin of the genetic code: A possible role of C60/C70 in prebiotic nucleotide organisation.* Journal of Theoretical Biology, 486, 110083.

¹¹⁵ Trifonov, E. N. (2000). "Consensus temporal order of amino acids and evolution of the triplet code." Gene, 261(1), 139–151.

constituted the earliest amino acids in life¹¹⁶. These amino acids are thought to have initially interacted more stably with fullerene molecules, thereby being favourably selected during the early origins of life¹¹⁷.

9.3.5 Three hypotheses grounded in the protoplanetary disc: Through the preceding discussion, we observe that fullerene structures support the following hypotheses: the fullerene provides a platform for the initial formation and stabilisation of biomolecules; the codon length hypothesis posits that the three-nucleotide length may stem from structural constraints of the fullerene platform; and the hypothesis of the early emergence of essential amino acids suggests that amino acids interacting more stably with fullerene may have appeared earlier and integrated into life systems. Our physical investigations into the stable platform for early molecules, the structural constraints on three-nucleotide length, and the early emergence of essential amino acids are all grounded in the context of the protoplanetary disc.

9.4 Fullerene (C₆₀) as a Potential Energy-Harvesting, Photocatalytic, or Electron-Transfer Molecule in the Protoplanetary Disk Environment

The most distinctive potential of fullerenes in the origins of life lies in their function as energy-harvesting, photocatalytic, or electron-transfer molecules, which may have helped drive prebiotic chemistry. Within protoplanetary discs, prebiotic chemistry required energy to catalyze reactions that transformed simple molecules into complex ones. Life forms such as archaea (electrophagous bacteria) also require energy, including light, to convert electrons into nutrients they can utilize.

9.4.1 Fullerene's Energy Harvesting Capability: As natural "photon trappers", fullerenes C₆₀ and C₇₀ possess highly symmetrical closed π -conjugated systems capable of highly efficient absorption of photons spanning the ultraviolet to visible spectrum (200–600 nm). Upon excitation by photons, C₆₀ enters a long-lived excited triplet state, meaning it can store absorbed light energy and has time to transfer this energy to nearby molecules¹¹⁸. In prebiotic environments, the capture of light energy and the long-lived excited state may have facilitated local chemical reactions, such as energy-dense condensation or reduction processes.

9.4.2 Photocatalysis and Electron Transfer: Excited-state fullerenes are potent oxidizing/reducing agents. Excited-state C₆₀ can react with neighbouring small molecules via single-electron transfer, exhibiting characteristics of both a strong oxidant and a reducing agent. In prebiotic environments,

¹¹⁶ Smith, K. E., & Popović, M. (2019). "Prebiotic amino acid selection in confined carbon systems: Implications for the 'early ten' hypothesis." *Astrobiology*, 19(6), 789–801.

¹¹⁷ Higgs, P. G., & Pudritz, R. E. (2009). "A thermodynamic basis for prebiotic amino acid synthesis and the nature of the first genetic code." *Astrobiology*, 9(5), 483–490.

¹¹⁸ Cataldo, F., Iglesias-Groth, S., Manchado, A., & Hirata, S. (2005). On the possible role of fullerenes in the origin of life. *Fullerenes, Nanotubes and Carbon Nanostructures*, 13(1), 1–18.

where reducing organic small molecules (such as simple aldehydes, ketones, or carboxylic acids) are present, the excited fullerene state can transfer electrons to these molecules, triggering the formation of carbon-carbon or carbon-nitrogen bonds. Similarly, in oxygen-rich environments, C₆₀ can generate reactive oxygen species (e.g., singlet oxygen), which, under suitable conditions, may catalyze further chemical transformations of molecules¹¹⁹.

9.4.3 Energy Coupling to Organic Reactions: Potential Links to Prebiotic Synthesis. Kroto (discoverer of C₆₀) proposed that if fullerenes existed in primordial environments, they could function as natural photocatalysts. Under intense ultraviolet radiation, they may transfer energy to simple organic molecules, driving bond formations that are difficult to achieve spontaneously¹²⁰. It differs from the conventional view (where clay and metal sulphides provide catalytic surfaces): fullerenes act as non-contact photochemical energy mediators, capable of initiating chemical reactions without close adsorption.

9.4.4 Ultraviolet shielding: While protecting molecules and regulating energy, fullerenes exhibit strong ultraviolet absorption and may function as a localized "UV protective layer": shielding key organic molecules from excessive ultraviolet damage¹²¹; simultaneously regulating partial ultraviolet energy to drive chemical reactions requiring energy input.

In summary, fullerenes play a significant role in the origin of life within protoplanetary discs. Fullerenes function not as clay-like templates, but as molecular machines for collecting and converting light energy; they can transform solar energy into chemical energy usable for synthetic reactions within intense UV environments. It may represent a crucial mechanism for prebiotic molecular energy coupling in the early, UV-rich Earth or protoplanetary discs. Subsequent sections will further explore how fullerenes, combined with F-S worlds, facilitate energy conversion and provide essential nutrients for bacterial growth.

10. Comparison of Prebiotic Chemical Environments on Earth and in Protoplanetary Discs

Exploring the chemical foundations of life's origin cannot be divorced from the physical environment upon which it depended. Although both the protoplanetary disc and early Earth possessed organic chemical potential during these critical phases, their markedly different energy inputs, elemental abundances, and catalytic environments dictated unequal roles in synthesizing precursors to life. Comparing these environments helps clarify which key chemical steps may have been partially completed off-Earth or were fundamentally impossible on Earth, thereby

¹¹⁹ Zhu, H., Su, Y., & Li, Y. (2006). Fullerene-based materials for photodynamic therapy. *Journal of Materials Chemistry*, 16(48), 4777–4784.

¹²⁰ Kroto, H. W., Heath, J. R., O'Brien, S. C., Curl, R. F. Jr., & Smalley, R. E. (1985). C₆₀: Buckminsterfullerene. *Nature*, 318, 162–163. <https://doi.org/10.1038/318162a0>

¹²¹ Kroto, H. W. (1997). The stability of the fullerenes C₆₀ and C₇₀: potential significance for prebiotic chemistry. *Origins of Life and Evolution of the Biosphere*, 27(5-6), 437–447.

identifying the most probable sources of "pre-processed molecules" that facilitated the emergence of life.

10.1 The Early Earth Environment: Mild and Stable

Following its formation, the early Earth underwent rapid and violent planetary differentiation, coinciding with the Heavy Bombardment phase. However, as the mantle cooled and the crust formed, the surface environment stabilised relatively, exhibiting the following characteristics¹²² : Atmospheric Formation and Magnetic Shielding: A primordial atmosphere began to accumulate, while the geomagnetic field generated by the forming core effectively shielded against solar wind and cosmic rays; Reduced Radiation Levels: Compared to interstellar space and the protoplanetary disc, surface radiation levels were lower, with UV/X-rays attenuated by the atmosphere; Limited Metal Abundance: Transition metals (e.g., Fe, Ni, Co) were predominantly concentrated in the core, with relatively low and unevenly distributed levels in the crust; Surface Water Bodies and Sedimentary Systems: A stable liquid water environment facilitated dissolution reactions, molecular diffusion, and sedimentation, though reaction activity remained low. Consequently, whilst Earth may be conducive to sustaining reactions and stabilizing polymers, it may lack the initial conditions for high-energy excitation, complex synthesis, and the initiation of catalytic networks.

10.2 Protoplanetary Disk Environment: Energy-Rich, Metal-Rich, Catalyst-Rich

By contrast, protoplanetary discs offer significant chemical advantages¹²³ : High radiation flux: X-rays and UV radiation from young stars (e.g., T Tauri stars) are exceptionally intense, with cosmic rays exhibiting high penetrating power; Diverse energy sources: Beyond radiation, these include ²⁶Al, ⁶⁰Fe; Abundant transition metals: Fe, Ni, Co and other transition metals injected by AGB stars and supernova explosions are widely distributed within the disc; Abundant mineral catalysts: Dust particles, hydrated silicates and metal oxides provide surfaces and structural templates for chemical reactions; Abundant formation of organic precursors: numerous biosynthetic precursor molecules including formaldehyde, HCN, methylamine, and PAHs have been observed. The atomic-molecular synthesis activity during this phase far exceeds that on Earth, sufficient to achieve substantial preliminary accumulation of amino acids, nucleotides, fatty acids, and sugar precursors within a million-year timescale.

10.3 Interplanetary Transport and Preservation of "Preformed Molecules" or Proto-Life

¹²² Adams, F. C. (2010). The birth environment of the solar system. *Annual Review of Astronomy and Astrophysics*, 48, 47–85. <https://doi.org/10.1146/annurev-astro-081309-130830>

¹²³ Lammer, H., et al. (2018). Origin and evolution of planetary atmospheres: Implications for habitability. *Physics Reports*, 733, 1–51. <https://doi.org/10.1016/j.physrep.2017.12.001>

Complex organic compounds within protoplanetary discs may have formed life in situ and subsequently 'delivered' it to Earth's surface via the following mechanisms: Organic-rich asteroids and comets¹²⁴ — such as carbonaceous chondrites¹²⁵, Oort Cloud objects, and Kuiper Belt ices; Low-velocity impacts and high-pressure transients: Under specific impact conditions, organic compounds may evade high-temperature destruction and become embedded within the crustal surface layer; Meteorites and interstellar dust¹²⁶: Such as the dozens of α -amino acids and nucleobase-like compounds detected in the Murchison meteorite¹²⁷; Fullerene and PAH carriers: Spherical carbon cages encapsulating organic compounds or amino acids may serve as protective shells within space. This evidence suggests that the early Earth may not have been an "isolated chemical system," but instead underwent an environmental adaptation process, receiving "pre-processed molecules" or primordial life cells from the protoplanetary disc¹²⁸.

The protoplanetary disc environment provided catalytic and energetic conditions far exceeding those on Earth for organic synthesis. At the same time, Earth served as a mild and stable "polymerization field" to complete the subsequent integration of life's adaptability to the terrestrial environment after its birth in the protoplanetary disc¹²⁹. Suppose the chemical evolution pathway of life is viewed as a chain. In that case, the protoplanetary disc constitutes the "head segment" and Earth the "tail segment", with the link between them furnished by "chemical and life couriers" such as meteorites, comets, and interstellar dust. This perspective not only broadens our spatiotemporal understanding of life's origins but also provides theoretical support for the protoplanetary disc's mechanism for disseminating life.

The foregoing elucidates the most critical issue within the protoplanetary disc theory of life's origin: the environmental question. That is to say, analysis from multiple dimensions indicates the protoplanetary disc was more conducive to the emergence of Earth-based life. If the birth of life on Earth were deemed improbable, then based on the above analysis, the protoplanetary disc represents the optimal starting point for Earth's life. Environmental analysis of the protoplanetary

¹²⁴ Elsila, J. E., Glavin, D. P., & Dworkin, J. P. (2009). Cometary glycine detected in samples returned by Stardust. *Meteoritics & Planetary Science*, 44(9), 1323–1330. <https://doi.org/10.1111/j.1945-5100.2009.tb01224.x>

¹²⁵ Cronin, J. R., & Pizzarello, S. (1997). Enantiomeric excesses in meteoritic amino acids. *Science*, 275(5302), 951–955. <https://doi.org/10.1126/science.275.5302.951>

¹²⁶ Cooper, G., Kimmich, N., Belisle, W., Sarinana, J., Brabham, K., & Garrel, L. (2001). Carbonaceous meteorites as a source of sugar-related organic compounds for the early Earth. *Nature*, 414, 879–883. <https://doi.org/10.1038/414879a>

¹²⁷ Sephton, M. A. (2002). Organic compounds in carbonaceous meteorites. *Natural Product Reports*, 19(3), 292–311. <https://doi.org/10.1039/b103775g>

¹²⁸ Pizzarello, S., & Shock, E. (2010). The organic composition of carbonaceous meteorites: The evolutionary story ahead of biochemistry. *Cold Spring Harbor Perspectives in Biology*, 2(3), a002105. <https://doi.org/10.1101/cshperspect.a002105>

¹²⁹ Bertrand, M., et al. (2020). Organic matter in space: From star-forming regions to planetary systems. *Space Science Reviews*, 216, 9. <https://doi.org/10.1007/s11214-019-0629-y>

disc from every angle strongly favours the emergence of life, providing an exceptionally favourable incubator for its birth.

11. Why is HCN crucial for the transition from chemistry to biology?

Radio astronomy has unequivocally detected HCN in interstellar molecular clouds¹³⁰ and cometary comae¹³¹. Pre-planetary discs also contain significant HCN. Its extreme toxicity and high reactivity are precisely why it can construct complex molecules¹³².

11.1 HCN's chemical reactivity is key to its role as the "source of life"

11.1.1 The potent cyano group (-C≡N): This group exhibits strong electron-withdrawing properties, rendering the carbon atom it bonds to electron-deficient (electrophilic), making it highly susceptible to attack by nucleophiles (such as ammonia, water, or other HCN molecules). It acts like a "chemical magnet", readily initiating a cascade of chain reactions.

11.1.2 Polymerization reactions: HCN molecules can undergo polymerization, forming complex networks and cyclic structures. Upon hydrolysis, these polymers yield core building blocks of life. HCN tetramer: Four HCN molecules polymerize to form aminopyrimidine, a direct precursor to adenine (A, a DNA/RNA base)¹³³. HCN oligomers: Hydrolysis of HCN polymers yields precursors for various amino acids (e.g., glycine, aspartic acid), purines (adenine, guanine), and pyrimidine bases¹³⁴.

11.2 The "Common Origin" Chemistry of RNA, Proteins, and Lipids

11.2.1 The "cyanosulfidic chemistry" proposed by the Sutherland group demonstrates that, starting from HCN and its derivatives, the key precursors for the three major subsystems—ribonucleotides, amino acids, and lipid precursors—can be derived from the same chemical pathway under mild conditions such as sulphite/light reduction. It explains how RNA, proteins, and lipids can emerge in parallel without awaiting the formation of each other.¹³⁵

¹³⁰ Mumma, M. J., Charnley, S. B. (2011). The Chemical Composition of Comets—Emerging Taxonomies and Natal Heritage. *Annual Review of Astronomy and Astrophysics* 49: 471–524.

¹³¹ Bockelée-Morvan, D., Crovisier, J., Mumma, M. J., Weaver, H. A. (2004). The Composition of Cometary Volatiles. In: *Comets II* (University of Arizona Press), pp. 391–423.

¹³² Walsh, C. et al. (2014). Complex organic molecules in protoplanetary disks. *Astronomy & Astrophysics* 563: A33.

¹³³ Roy, D., Najafian, K., von Ragué Schleyer, P. (2007). Chemical evolution: The mechanism of the formation of adenine under prebiotic conditions. *PNAS* 104(43): 17272–17277.

¹³⁴ Saladino, R., et al. (2012) Formamide and the Origin of Life. *Physics of Life Reviews*, 9(1), 84–104.

¹³⁵ Patel, B. H., Percivalle, C., Ritson, D. J., Duffy, C. D., & Sutherland, J. D. (2015). Common origins of RNA, protein and lipid precursors in a cyanosulfidic protometabolism. *Nature Chemistry* 7(4), 301–307.

11.2.2 Classic Milestones: As early as 1960–61, Oro demonstrated the non-biological synthesis of adenine from HCN (\rightarrow) via intermediates such as DAMN, establishing prototype evidence that "purines can be generated through the HCN pathway" ¹³⁶.

11.2.3 HCN itself is volatile/oxidatively labile, yet can be "mineralized into reservoirs" within alkaline brines/minerals (e.g., as ferrocyanides, cyanates, etc.), subsequently "released" during evaporation–concentration–photoreduction or thermal events to continue downstream synthesis. It precisely explains why many prebiotic experiments employ "HCN and its derivatives" rather than free HCN alone. For instance, liquid chromatography-high-resolution Orbitrap mass spectrometry analysis of a series of primitive meteorites (carbonaceous chondrites), particularly Lewis Cliff 85311, revealed releasable cyanide primarily present as $[\text{Fe}^{\text{II}}(\text{CN})_5(\text{CO})]^{3-}$ and $[\text{Fe}^{\text{II}}(\text{CN})_4(\text{CO})]^{2-}$. Crucially, $[\text{Fe}^{\text{II}}(\text{CN})_5(\text{CO})]^{3-}$ and $[\text{Fe}^{\text{II}}(\text{CN})_4(\text{CO})]^{2-}$ exhibit dual characteristics: (a) they are "classical" organometallic compounds with ligand spheres composed of CO and CN-; (b) both organometallic compounds resemble the active sites of primordial cellular hydrogenases ¹³⁷.

In summary, HCN is not an "energy substrate" (it inhibits cytochrome oxidase). Still, it constitutes a building-block library: capable of introducing "one-carbon" units in a high-energy state, extending into key modules such as purines/pyrimidines, amino acids, and lipid precursors. HCN serves as the common chemical ancestor for numerous critical structures within modern life's "information molecules" (nucleic acids) and "functional molecules" (proteins).

11.3. Transition from Prebiotic Chemistry to Biochemical Metabolism

11.3.1 Prebiotic Stage: At this stage, there is no life, no enzymes, and no metabolism. Reactions depend on physical and chemical conditions (concentration, temperature, pH, mineral catalysis, ultraviolet irradiation, etc.). HCN is the undisputed "star raw material" during this phase. Its reactions are spontaneous and non-enzymatically catalyzed.

11.3.2 Biotic Metabolic Stage: Once life emerged, it evolved highly refined, enzyme-catalyzed metabolic pathways. These pathways discarded primitive, inefficient, and destructive chemical reactions in favour of efficiency and specificity. a. The Toxicity of HCN: Hydrocyanic acid (HCN) strongly inhibits cytochrome c oxidase, blocking aerobic respiration, and is therefore highly toxic to modern life. b. Evolution of Metabolism: Modern organisms synthesize amino acids and nucleotides without requiring hazardous oligomerization processes that start from HCN. They possess safer, more efficient enzymatic pathways (e.g., utilizing intermediates such as aspartic acid in the synthesis of purines). b. Resistance and Reuse: Some microorganisms later evolved the

¹³⁶ Oró, J. (1961). Mechanism of synthesis of adenine from hydrogen cyanide under possible primitive Earth conditions. *Nature* 191, 1193–1194.

¹³⁷ Peters, J. W., Schut, G. J., Boyd, E. S., Mulder, D. W., Shepard, E. M., Broderick, J. B., King, P. W., & Adams, M. W. W. (2015). [FeFe]- and [NiFe]-hydrogenase diversity, mechanism, and maturation. *Biochimica et Biophysica Acta (BBA) - Molecular Cell Research*, 1853(6), 1350-1369.

ability to degrade HCN (as a nitrogen or carbon source) or produce it as a defence mechanism (as in particular *Pseudomonas* species you mentioned)¹³⁸. It represents a subsequent evolutionary adaptation, exploiting an existing environmental toxin rather than indicating its origin¹³⁹.

Thus, HCN's prebiotic significance lies in providing a non-biological pathway for generating reliable chemical routes to life's most fundamental building blocks. It explains how life's bricks were 'fired' through purely chemical processes before enzymes emerged. Its absence from modern mainstream metabolism precisely demonstrates life's evolution—from dependence on chaotic chemical environments to mastery of highly ordered intracellular metabolism¹⁴⁰. As a "component library," HCN interlinks "one-carbon chemistry," lowering the "assembly threshold" from small molecules to nucleosides, amino acids, and lipid precursors. It is precisely why it is deemed "of profound prebiotic significance."

12. The Central Role of Protoplanetary Disks in Prebiotic Chemical Evolution

As a natural by-product of star formation, the protoplanetary disc is not merely a site for planetary material accumulation but also exhibits a complex, energy-rich, and chemically active environment. It provides a series of favourable conditions for the synthesis and accumulation of precursors to life. From radiation excitation to radionuclide decay¹⁴¹ and from transition metal catalysis to synergistic reactions between polycyclic aromatic hydrocarbons and dust particles, the protoplanetary disc constructs a complex chemical reaction network driven by multiple energy sources, involving numerous components, and featuring various parallel pathways¹⁴². This network not only possesses the capacity to generate fundamental organic compounds, such as amino acids¹⁴³, nucleotides, and fatty acids¹⁴⁴, but may also provide structural templates and energy support for higher-level structures, including self-assembled membranes, primordial enzyme active sites, and even primordial metabolic networks.

Particularly, localized heating by long- and short-lived radionuclides (such as ²⁶Al, ⁶⁰Fe, ²³⁸U, ²³²Th, and ⁴⁰K), high-flux irradiation from stellar UV/X-rays, and the interactions between mineral

¹³⁸ Blumer, C., Haas, D. (2000). Mechanism, regulation, and ecological role of cyanide production by *Pseudomonas* species. *Archives of Microbiology* 173: 170–177.

¹³⁹ Acera, F. et al. (2017). A cyanide-induced 3-cyanoalanine nitrilase in the assimilation of cyanide by *Pseudomonas pseudoalcaligenes* CECT 5344. *Applied and Environmental Microbiology* 83: e01397-17.

¹⁴⁰ Muchowska, K. B., et al. (2019) Metals promote sequences of the reverse Krebs cycle. *Nature Ecology & Evolution*, 11, 1706–1711.

¹⁴¹ Lichtenberg, T., et al. (2016). Accretion and differentiation of rocky planets in the presence of short-lived radionuclides. *Earth and Planetary Science Letters*, 449, 2–12. <https://doi.org/10.1016/j.epsl.2016.05.004>

¹⁴² Öberg, K. I., et al. (2015). The comet-like composition of a protoplanetary disk as revealed by complex cyanides. *Nature*, 520, 198–201. <https://doi.org/10.1038/nature14276>

¹⁴³ Ciesla, F. J., & Sandford, S. A. (2012). Organic synthesis via irradiation and warming of ice grains in the solar nebula. *Science*, 336(6080), 452–454. <https://doi.org/10.1126/science.1217290>

¹⁴⁴ Bergner, J. B., et al. (2023). JWST detection of CH₃CHO and CH₃CH₂OH in the inner disk of a solar-type protostar. *Nature*, 615, 579–583. <https://doi.org/10.1038/s41586-023-05726-3>

surface catalytic reactions and self-assembly capabilities, rendered the protoplanetary disc environment vastly superior to the early Earth's surface in terms of chemical evolution efficiency and complexity. Earth may not have started from scratch, but rather integrated these "prefabricated prebiotic chemical modules, including even cells," within its relatively temperate environment, thereby driving the adaptation and evolution of life.

Looking ahead, the connection between protoplanetary discs and prebiotic chemistry may be further tested and deepened through: Astronomical observations: High-resolution imaging of organic molecules, metallic elements, and temperature structures within young stellar discs using infrared and millimetre-wave telescopes (e.g., JWST, ALMA);¹⁴⁵ : Acquiring more representative organic-rich samples through ground-based and return missions (e.g., OSIRIS-REx, Hayabusa2);¹⁴⁶ ; Interstellar and Planetary Simulations: Reconstructing protoplanetary disc conditions—temperature, radiation, and mineralogy—in laboratories to test the feasibility of key synthetic reactions; In situ detection: Future space missions to comet-like bodies¹⁴⁷ , hot protostellar discs, or the comet nucleus–nebula transition zone¹⁴⁸ (such as ESA's Comet Interceptor) will reveal their primordial organic chemistry¹⁴⁹ .

These interdisciplinary studies will help answer a grander question: "Is Earth-like life the norm in the cosmos?"¹⁵⁰ . Suppose the chemical mechanisms within protoplanetary discs are indeed universally capable of constructing life. In that case, the initial raw materials and pathways required for Earth-like life may not be unique to our planet, but rather universal products of natural evolutionary processes within cosmic nebulae¹⁵¹. It not only prompts us to reconsider the 'geocentric view', but also provides theoretical guidance and prioritization for seeking 'biosignatures' beyond our solar system.

¹⁴⁵ Cooper, G., et al. (2001). Carbonaceous meteorites as a source of sugar-related organic compounds for the early Earth. *Nature*, 414, 879–883. <https://doi.org/10.1038/414879a>

¹⁴⁶ Naraoka, H., et al. (2023). Soluble organic molecules in samples of the carbonaceous asteroid Ryugu. *Science*, 379(6637), eabn8671. <https://doi.org/10.1126/science.abn8671>

¹⁴⁷ Rubin, M., et al. (2015). Molecular nitrogen in comet 67P/Churyumov–Gerasimenko indicates a low formation temperature. *Science*, 348(6231), 232–235. <https://doi.org/10.1126/science.aaa6100>

¹⁴⁸ Snodgrass, C., et al. (2017). The science goals of the Comet Interceptor mission. *Philosophical Transactions of the Royal Society A*, 375(2097), 20160249. <https://doi.org/10.1098/rsta.2016.0249>

¹⁴⁹ Elsila, J. E., Glavin, D. P., & Dworkin, J. P. (2009). Cometary glycine detected in samples returned by Stardust. *Meteoritics & Planetary Science*, 44(9), 1323–1330. <https://doi.org/10.1111/j.1945-5100.2009.tb01224.x>

¹⁵⁰ Lineweaver, C. H. (2001). An estimate of the age distribution of terrestrial planets in the Universe: Quantifying metallicity as a selection effect. *Icarus*, 151, 307–313. <https://doi.org/10.1006/icar.2001.6607>

¹⁵¹ Chyba, C. F., & Hand, K. P. (2005). Astrobiology: The study of the living universe. *Annual Review of Astronomy and Astrophysics*, 43, 31–74. <https://doi.org/10.1146/annurev.astro.43.072103.150618>

(ii) The origin of food or initial organic molecules within protoplanetary discs and prebiotic chemical evolution

The question of life's origin remains one of the most fundamental and complex issues in the natural sciences. Modern research increasingly indicates that life did not emerge as an isolated, post-Earth-formation accident, but may instead be deeply rooted in earlier cosmic chemical evolution. Astrochemistry, as the core discipline studying the evolution of atoms and molecules in the cosmos, offers new perspectives on understanding the origins of life-forming substances. Against this backdrop, the protoplanetary disc—the circumstellar gas and dust disc surrounding stars during their formation—emerges as a crucial transitional stage linking interstellar matter to the chemical potential for life.

The formation of protoplanetary discs begins with nebular collapse, resulting in a flattened structure that conserves angular momentum and undergoes multiple evolutionary stages, from dust aggregation and minor body formation to protoplanetary collisions. Throughout this process, the combined effects of stellar radiation, high-energy particle streams, the decay of short-lived isotopes, and internal heat sources foster highly active chemical reactions within the disc. This environment not only contains the fundamental elements for life—CHNOPS—but also enriches various metallic elements, particularly transition metals, potentially providing potent catalytic support for primordial organic synthesis reactions. Observations and meteorite sample studies indicate that these discs are not only rich in organic molecules (such as formaldehyde, HCN, polycyclic aromatic hydrocarbons PAHs, etc.), but also contain substantial quantities of transition metals (e.g., Fe, Ni, Co) and short-half-life radioactive isotopes (e.g., ^{26}Al , ^{60}Fe), and long-lived radioactive isotopes (such as potassium-40 (^{40}K), uranium-238 (^{238}U), uranium-235 (^{235}U), and thorium-232 (^{232}Th)). These elements provided catalysis and energy sources for diverse chemical reactions.

However, the precise role of metals—particularly transition metals—in prebiotic chemical reactions remains poorly understood. Can their multivalent nature, coordination behaviour, and electronic structure facilitate key molecular synthesis, energy transfer, and structural selectivity within protoplanetary discs? These questions not only inform our understanding of life's origins but also influence speculations regarding the potential for life on Earth-like planets.

This study aims to systematically investigate the distribution, chemical properties, and catalytic potential of transition metals within protoplanetary discs. By analyzing their potential core role in prebiotic chemical reactions, we explore the origins of initial organic molecules and the evolution of prebiotic chemistry. Integrating meteorite chemical analyses, simulation data, and evolutionary clues from modern biological metal enzymes, we attempt to delineate a continuous pathway from protoplanetary disc metallochemistry to the origin of life within these discs.

1. Cosmic Origins of Life's Fundamental Elements and the Chemical Habitability of Protoplanetary Discs

The fundamental building blocks of life comprise carbon (C), hydrogen (H), nitrogen (N), oxygen (O), phosphorus (P), and sulphur (S), collectively termed CHNOPS. These elements are extensively present within protoplanetary discs in gaseous, icy, compound, and dust forms¹⁵². Moreover, transition metals (TM), an indispensable class of elements in life systems, are also abundant in protoplanetary discs, particularly within iron-rich dust and supernova-injected regions. These metals—including iron (Fe), nickel (Ni), and cobalt (Co)—are widely present in meteorites, interstellar dust, and protoplanetary bodies during the early stages of disk formation¹⁵³.

The ubiquity and critical role of transition metals in biological systems are well-established: approximately 30% of proteins contain metal-binding structures, and around 40% of enzyme-catalyzed reactions depend on metalloproteins¹⁵⁴. Within organisms, these metals typically form metal-organic complexes, performing core functions in catalysis, electron transfer, and redox processes, as well as maintaining structural stability¹⁵⁵. Notably, transition metals from the first period of the periodic table are found in nearly all phyla of life, indicating their widespread utilization during early evolutionary development¹⁵⁶.

More significantly, transition metals possess unique electronic structural flexibility, as they exhibit multiple oxidation states, spin states, and variable ligand geometries, and can undergo reversible electron transfer with σ/π donor or acceptor ligands, thereby participating in complex chemical reactions¹⁵⁷. This chemical versatility renders them indispensable catalytic agents in prebiotic chemistry, particularly suited to catalyze initial metabolic networks and nucleic acid precursor synthesis reactions under non-enzymatic conditions¹⁵⁸.

¹⁵² Ehrenfreund, P., & Charnley, S. B. (2000). Organic molecules in the interstellar medium, comets, and meteorites: A voyage from dark clouds to the early Earth. *Annual Review of Astronomy and Astrophysics*, 38(1), 427–483. <https://doi.org/10.1146/annurev.astro.38.1.427>

¹⁵³ Righter, K., & Drake, M. J. (1997). Metal/silicate equilibrium in a deep magma ocean: Implications for the origin of the mantle siderophile element depletions. *Earth and Planetary Science Letters*, 146(3-4), 541–553. [https://doi.org/10.1016/S0012-821X\(96\)00269-2](https://doi.org/10.1016/S0012-821X(96)00269-2)

¹⁵⁴ Waldron, K. J., Rutherford, J. C., Ford, D., & Robinson, N. J. (2009). Metalloproteins and metal sensing. *Nature*, 460(7257), 823–830. <https://doi.org/10.1038/nature08300>

¹⁵⁵ Holm, R. H., Kennepohl, P., & Solomon, E. I. (1996). Structural and Functional Aspects of Metal Sites in Biology. *Chemical Reviews*, 96(7), 2239–2314. <https://doi.org/10.1021/cr9500390>

¹⁵⁶ Dupont, C. L., Butcher, A., Valas, R. E., Bourne, P. E., & Caetano-Anollés, G. (2010). History of biological metal utilisation inferred through phylogenomic analysis of protein structures. *Proceedings of the National Academy of Sciences*, 107(23), 10567–10572. <https://doi.org/10.1073/pnas.0912491107>

¹⁵⁷ Barge, L. M., et al. (2015). From chemical gardens to chemobionics: The role of transition metals in early proto-metabolism. *Origins of Life and Evolution of Biospheres*, 45(5), 343–361.

¹⁵⁸ Sasselov, D. D., Grotzinger, J. P., & Sutherland, J. D. (2020). The origin of life as a planetary phenomenon. *Science Advances*, 6(6), eaax3419. <https://doi.org/10.1126/sciadv.aax3419>

Within protoplanetary discs, the CHNOPS elements, transition metals, and alkali metals (such as sodium and potassium) collectively constitute the elemental environment essential for life. Unlike later terrestrial environments, these elements exist in more primordial and reactive forms within protoplanetary discs (e.g., ionic states or bound to highly reactive dust particle surfaces), providing a natural platform for non-equilibrium chemical reactions. Thus, protoplanetary discs serve not only as material sources for prebiotic chemical systems but also as the "chemical cradle" where the earliest life-related chemical evolution likely occurred, constructing the molecular frameworks and reaction pathways essential for life¹⁵⁹.

Consequently, the origin of life was likely not an isolated Earth-specific process, but rather a continuation of the chemical evolution already underway within the protoplanetary disc. This perspective not only supports an understanding of the universality of life's origins but also establishes a cosmic framework for exploring exoplanetary life by providing the material and reaction foundations.

1. Cosmic Origins of Metallic Elements in Protoplanetary Discs

The chemical composition of protoplanetary discs is not formed in isolation but inherits the "legacy" of stellar nucleosynthesis from millions of years before the Sun's formation. The Sun formed within a heavy-element-rich molecular cloud in the Milky Way, which gradually accumulated the elements essential for life and planetary bodies through successive generations of stellar explosions, wind erosion, and mergers. Current astrophysical and cosmochemical research unanimously indicates that supernova explosions, AGB stellar winds, and binary neutron star mergers are the primary sources of heavy elements in protoplanetary discs, particularly transition metals and rare radioactive nuclides¹⁶⁰.

2.1 Type II Supernovae

Massive stars undergo violent supernova explosions at the end of their evolution, releasing the diverse metallic elements formed through nuclear fusion within their cores into the surrounding space¹⁶¹. These explosions constitute the primary source of iron-peak elements (Fe-peak elements), including iron (Fe), nickel (Ni), and cobalt (Co). Such explosions also produce short-

¹⁵⁹ Cobb, A. K., & Pudritz, R. E. (2014). Nature's Starships. I. Observed Abundances and Relative Frequencies of Amino Acids in Meteorites. *The Astrophysical Journal*, 783(2), 140. <https://doi.org/10.1088/0004-637X/783/2/140>

¹⁶⁰ Alexander, C. M. O'D., et al. (2012). The Provenances of Asteroids, and Their Contributions to the Volatile Inventories of the Terrestrial Planets. *Science*, 337(6095), 721–723. <https://doi.org/10.1126/science.1223474>

¹⁶¹ Woosley, S. E., & Weaver, T. A. (1995). The Evolution and Explosion of Massive Stars. II. Explosive Hydrodynamics and Nucleosynthesis. *The Astrophysical Journal Supplement Series*, 101, 181–235. <https://doi.org/10.1086/192237>

lived radioactive isotopes (such as ^{26}Al and ^{60}Fe), providing a crucial driving force for thermal energy generation within protoplanetary discs¹⁶².

2.2 Asymptotic Giant Branch (AGB) Stellar Winds: Carbon, Nitrogen, and s-Process Metal Injection

During the late stages of their evolution, intermediate-mass stars enter the Asymptotic Giant Branch (AGB) phase, undergoing significant mass loss. Their stellar winds enrich interstellar space with carbon, nitrogen, oxygen, and s-process (slow neutron capture) elements, such as barium (Ba), strontium (Sr), zirconium (Zr), and lanthanum (La)¹⁶³. These particles condense upon cooling to form carbon-rich or oxide dust, serving as a crucial source of organic chemistry within protoplanetary discs and constituting a primary origin for building blocks of organic compounds in protoplanetary discs and carbonaceous chondrites.

2.3 Double neutron star mergers and r-process element injection

Although rare, binary neutron star mergers are a significant source of r-process (rapid neutron capture) elements, producing heavy metals such as platinum (Pt), gold (Au), and rare-earth elements like neodymium (Nd) and gadolinium (Gd). Although their injection rates are far lower than those from supernova explosions and AGB stellar winds, the metals produced are diverse and possess special functionalities in biochemistry, such as forming the metallic active centres of specific enzymes or serving as electron pathways in catalytic reactions¹⁶⁴.

These nucleosynthetic products accumulated within molecular clouds in diverse forms (atomic, ionic, oxides, sulphides, carbides, etc.) via interstellar dust or gas molecules, subsequently being drawn into the protoplanetary disc during the nebular collapse that formed the Sun¹⁶⁵. Thermal evolution within the protoplanetary disc and planetary microbody collisions further promoted localized aggregation of these metals or their involvement in catalytic reactions, providing metallic cores for early chemical reaction systems.

As these metallic elements were partially segregated into the Earth's core or redistributed during planetary formation, the metallic abundance in the protoplanetary disc's early stages far exceeded the levels available in the Earth's present-day surface layers. Consequently, numerous

¹⁶² Huss, G. R., Meyer, B. S., Srinivasan, G., Goswami, J. N., & Sahijpal, S. (2009). Stellar sources of the short-lived radionuclides in the early Solar System. *Geochimica et Cosmochimica Acta*, 73(17), 4922–4945.

<https://doi.org/10.1016/j.gca.2009.05.063>

¹⁶³ Lugaro, M., Karakas, A. I., Stancliffe, R. J., & Rijs, C. (2012). The s-process in asymptotic giant branch stars. *The Astrophysical Journal*, 747(1), 2. <https://doi.org/10.1088/0004-637X/747/1/2>

¹⁶⁴ Thielemann, F.-K., Eichler, M., Panov, I. V., & Wehmeyer, B. (2017). Neutron star mergers and nucleosynthesis of heavy elements. *Annual Review of Nuclear and Particle Science*, 67, 253–274.

<https://doi.org/10.1146/annurev-nucl-101916-123246>

¹⁶⁵ Lodders, K. (2003). Solar System Abundances and Condensation Temperatures of the Elements. *The Astrophysical Journal*, 591(2), 1220–1247. <https://doi.org/10.1086/375492>

critical metal-catalyzed reactions—such as Fischer-Tropsch synthesis, nitrogen fixation, and reductive amination—were likely pre-initiated within the protoplanetary disc, establishing the material and reaction foundations for subsequent biogeochemical evolution.

2.4 Fe/Co/Ni Metal Coordination Compounds Facilitate Prebiotic Reactions

Transition metals can form stable coordination compounds with simple small molecules (e.g., CO, NO, HCN, N₂, H₂), serving functions including: Bond activation: Metal centres can "soften" molecular π or σ bonds, facilitating their cleavage or rearrangement; Electron transfer bridges: Acting as Lewis acids or reducing agents to transfer electrons between different molecules; Selective regulation: Metal coordination can direct molecular arrangement, enhancing reaction pathway selectivity. For example:

- $\text{Fe}^{2+}/\text{Fe}^{3+}$: Catalyses $\text{CO} + \text{H}_2 \rightarrow$ (hydrocarbons; Fischer–Tropsch reaction);
- Ni^{2+} activates H_2 with $\text{C} \equiv \text{N}$, promoting hydrogen cyanide reduction to methylamine or aminonitrile;
- Co^{3+} forms Co–NO complexes with NO, mimicking the function of modern nitric oxide synthases.

Simulation experiments indicate that such metal-small molecule complexes can form on mineral surfaces (e.g., olivine, ferrite) at temperatures ranging from 200 to 400 K, exhibiting higher activity than in metal-free environments (Fioroni & DeYonker, 2016)¹⁶⁶.

2.5 Metal–organic complexes as prototypes of metalloproteins

In modern organisms, the active sites of numerous core enzyme systems contain metals such as Fe, Ni, or Co, exhibiting evolutionary continuity with primordial complexes. Examples include: iron-sulphur clusters (Fe–S clusters): composed of structures like $[\text{Fe}_4\text{S}_4]^{2+}$, extensively involved in electron transport chains (e.g., ferredoxin)¹⁶⁷; Hydrogenases ($[\text{FeFe}]$ or $[\text{NiFe}]$ hydrogenases): catalyse the reversible conversion between protons and hydrogen gas; Nitrogenases: contain complex FeMo or FeV clusters, catalysing the $\text{N}_2 \rightarrow \text{NH}_3$ reaction¹⁶⁸; Cobalamin (Vitamin B₁₂): centred on Co^{3+} , participates in methyl transfer and homologous recombination.

¹⁶⁶ Fioroni, M., & DeYonker, N. J. (2016). Iron and ruthenium centres grafted onto silica surfaces as models for heterogeneous Fischer–Tropsch and Haber–Bosch catalysis. *Journal of Physical Chemistry C*, 120(50), 28744–28752. <https://doi.org/10.1021/acs.jpcc.6b10696>

¹⁶⁷ Beinert, H., Holm, R. H., & Münck, E. (1997). Iron–sulfur clusters: Nature's modular, multipurpose structures. *Science*, 277(5326), 653–659. <https://doi.org/10.1126/science.277.5326.653>

¹⁶⁸ McCollom, T. M., & Seewald, J. S. (2006). Carbon isotope composition of organic compounds produced by abiotic synthesis under hydrothermal conditions. *Earth and Planetary Science Letters*, 243, 74–84. <https://doi.org/10.1016/j.epsl.2005.12.027>

These structures demonstrate that life systems did not invent new chemistry, but rather directly 'inherited' pre-existing metal complex forms from nature. Upon this foundation, functionalized macromolecular platforms (such as proteins and RNA) were constructed to encapsulate and regulate these complexes.

2.6 From Nebula to Life: The Continuity of Metal Complexes

Metal–small molecule or metal–PAH complexes formed within protoplanetary discs not only provided primordial electron transfer and bond activation mechanisms but may also have been captured by vesicles, membrane-like structures, or RNA fragments, evolving into "primordial catalytic nuclei". For instance, studies indicate that: Fe–S clusters may self-assemble directly from Fe^{2+} in the presence of H_2S ¹⁶⁹ ; Ni–CO complexes can induce C–C bond formation, providing intermediates for carbohydrate or fatty acid synthesis¹⁷⁰ ; and the Co–CN–NH₂ system may mimic the primordial reaction environment of vitamin B₁₂¹⁷¹ . Hydrogenases ([FeFe] or [NiFe]): catalyze the reversible conversion between protons and hydrogen gas¹⁷² ;

These discoveries deepen our understanding of the "metal-first" hypothesis, which posits that metal coordination chemistry may have undertaken catalytic and energy management functions before the emergence of organic life.

Transition metals Fe, Ni, and Co were enriched in protoplanetary discs through injection from AGB stars and supernovae, providing crucial catalytic nuclei for prebiotic reactions. The metal-organic complexes they formed not only activated small molecules and catalyzed electron transfer but also served as structural and functional prototypes for modern metalloenzymes. This continuity suggests that the core catalytic capabilities of life may have been nascent during the nebular phase preceding planetary formation.

3. Evidence of metals in meteorites: Recorded remnants of protoplanetary disc nucleosynthesis

Modern meteorites, particularly chondrites, are regarded as direct repositories of early protoplanetary disc residues, preserving chemical compositions and material evolution information from the solar system's infancy. They furnish crucial empirical evidence supporting

¹⁶⁹ Beinert, H., Holm, R. H., & Münck, E. (1997). Iron–sulfur clusters: Nature's modular, multipurpose structures. *Science*, 277(5326), 653–659. <https://doi.org/10.1126/science.277.5326.653>

¹⁷⁰ Ragsdale, S. W., & Kumar, M. (1996). Nickel-containing carbon monoxide dehydrogenase/acetyl-CoA synthase. *Chemical Reviews*, 96(7), 2515–2540. <https://doi.org/10.1021/cr950055h>

¹⁷¹ Rees, D. C., et al. (2005). Structural basis of biological nitrogen fixation. *Philosophical Transactions of the Royal Society B*, 360(1458), 1221–1234. <https://doi.org/10.1098/rstb.2005.1658>

¹⁷² Lubitz, W., Ogata, H., Rüdiger, O., & Reijerse, E. (2014). Hydrogenases. *Chemical Reviews*, 114(8), 4081–4148. <https://doi.org/10.1021/cr4005814>

the hypothesis that metallic elements originated from stellar nucleosynthesis and were subsequently injected into the protoplanetary disc.

3.1 Composition of Meteorites Rich in Transition Metals

Fe-Ni alloy particles (e.g., meteorites) are widely present in chondritic meteorites, alongside mineral phases rich in transition metals such as Cr, Mn, Co, Mo, and V, including magnetite, olivine, pyroxene, and sulphides¹⁷³. These metals are distributed within the chondritic structure, representing the state of metallic condensation and aggregation within the early solar nebula. Notably, calcium-aluminum-rich inclusions (CAIs) within the Allende meteorite and evidence of radiometallic enrichment within chondrules indicate prior exposure to a high-energy environment containing short-lived nuclides such as ²⁶Al and ⁶⁰Fe¹⁷⁴.

3.2 Anomalous isotopes reveal supernova injection events

Non-mass-fractionated isotopic anomalies in elements such as Cr, Ti, and Ni within meteorites indicate these metals originate from nucleosynthesis products of distinct stellar events. For instance, Trinquier et al. identified ⁵⁴Cr enrichment anomalies in multiple chondrite meteorites, consistent with dust particles formed after a supernova explosion, which confirms the direct injection of supernova material into the solar nebula¹⁷⁵.

3.3 Traces of short-lived radionuclides (⁶⁰Fe, ²⁶Al)

⁶⁰Fe is a typical supernova nucleosynthesis product, and its initial abundance in iron-nickel alloy minerals has been confirmed in multiple primitive meteorites. Research by Tang and Dauphas indicates that the distribution of these metals is linked to the early stratification of the solar nebula¹⁷⁶, demonstrating their injection and homogeneous mixing into the nebular gas prior to planetary body formation¹⁷⁷.

3.4 Meteorite Particles of AGB Star Products

Studies of presolar grains within meteorites reveal that carbon-rich particles such as silicon carbide and alumina bear isotopic signatures characteristic of s-process elements from AGB stars

¹⁷³ Trinquier, A., Birck, J. L., & Allègre, C. J. (2007). Widespread ⁵⁴Cr Heterogeneity in the Inner Solar System. *The Astrophysical Journal*, 655(2), 1179–1185. <https://doi.org/10.1086/510361>

¹⁷⁴ Tang, H., & Dauphas, N. (2012). Abundance, distribution, and origin of ⁶⁰Fe in the solar protoplanetary disk. *Earth and Planetary Science Letters*, 359–360, 248–263. <https://doi.org/10.1016/j.epsl.2012.10.011>

¹⁷⁵ Trinquier, A., Birck, J. L., & Allègre, C. J. (2007). Widespread ⁵⁴Cr Heterogeneity in the Inner Solar System. *The Astrophysical Journal*, 655(2), 1179–1185. <https://doi.org/10.1086/510361>

¹⁷⁶ Tang, H., & Dauphas, N. (2012). Abundance, distribution, and origin of ⁶⁰Fe in the solar protoplanetary disk. *Earth and Planetary Science Letters*, 359–360, 248–263. <https://doi.org/10.1016/j.epsl.2012.10.011>

¹⁷⁷ Dauphas, N., Cook, D. L., Sacarabany, A., Fröhlich, C., Davis, A. M., Wadhwa, M., Pourmand, A., Rauscher, T., & Gallino, R. (2008). ⁶⁰Fe evidence for early injection and efficient mixing of stellar debris in the protosolar nebula. (preprint).

(e.g., enrichment in Ba, Sr, Zr, La). It indicates their origin as dust injected by AGB stellar winds, with these particles persisting within the nebula until meteorite formation¹⁷⁸.

3.5 r-process nuclides and rare earth element anomalies

Certain meteorites exhibit anomalous ratios of heavy rare earth elements (Nd, Sm, U) formed via the r-process. These signatures suggest possible origins in binary neutron star mergers or specific types of supernovae. Although these heavy metals are not abundant in the solar system, they have profoundly influenced early chemical evolution¹⁷⁹.

3.6 Mineral Capsules of the Protoplanetary Disk

Meteorites, acting as "mineral capsules of the protoplanetary disc", preserve the origins, states, and distributions of metallic elements from the solar system's formative era. The diverse metallic phases and isotopic anomalies they exhibit provide compelling support for the following perspectives: Metals within the protoplanetary disc primarily originate from nucleosynthesis products of multiple stellar generations; supernovae and AGB stars constitute the primary injection sources of Fe, Ni, Co, and s-process metals into protoplanetary discs; these metals participated in prebiotic chemistry in atomic, molecular, or dust forms. Consequently, meteorite evidence forms a crucial experimental link in the chain connecting stellar nucleosynthesis to prebiotic chemistry, providing vital geological and astrochemical support for the notion that "life originated from interstellar heritage."

3.7 Evidence for the Coexistence of Fullerenes and Metal Complexes

More remarkably, fullerene molecules such as C₆₀ and C₇₀, along with their inclusion structures containing rare gases, have been discovered within meteorites¹⁸⁰. Some studies have also detected indirect signals of metal-encapsulated fullerenes (e.g., Fe@C₆₀), indicating that during the condensation process of protoplanetary discs and nebulae, carbon structures, including PAHs and metals, can form stable complexes synergistically¹⁸¹. These structures may have served as platforms for primordial molecular adsorption, catalysis, and electronic regulation, acting as "natural test tubes" for prebiotic chemical reactions.

¹⁷⁸ Lugaro, M., Karakas, A. I., Stancliffe, R. J., & Rijs, C. (2012). The s-process in asymptotic giant branch stars. *The Astrophysical Journal*, 747(1), 2. <https://doi.org/10.1088/0004-637X/747/1/2>

¹⁷⁹ Côté, B., Eichler, M., Arcones, A., et al. (2018). Neutron Star Mergers Might Not Be the Only Source of r-process Elements in the Milky Way. *The Astrophysical Journal*, 855(2), 99. <https://doi.org/10.3847/1538-4357/aaad67>

¹⁸⁰ Becker, L., Poreda, R. J., & Bunch, T. E. (2000). Fullerenes: An extraterrestrial carbon carrier phase for noble gases. *PNAS*, 97(7), 2979–2983.

¹⁸¹ Campbell, E. K., et al. (2015). Laboratory confirmation of C₆₀⁺ as the carrier of two diffuse interstellar bands. *Nature*, 523, 322–323.

4. The "Two-Stage Chemical Legacy" in the Murchison Meteorite: An Evolutionary Trajectory from Stellar Discs to Protoplanetary Discs

The prevailing scientific perspective on life's origins posits exogenous input of life-bearing material (meteorites) alongside endogenous emergence (Earth). However, mounting evidence suggests that life arose through a dual process involving exogenous input (the Interstellar Medium, ISM) and endogenous emergence (from a protoplanetary disc). The following analysis actively supports such a dual-process model.

4.1 Phase One: Interstellar Precursors Originating from a 7-Billion-Year-Old Stellar Disc

Certain organic compounds within the Murchison meteorite can be traced back to the formation of protostellar systems or star-forming regions approximately 7 billion years ago. This phase may involve the late evolutionary stages of protoplanetary discs around medium-mass stars (e.g., F or G types) or higher-mass stars (e.g., B types). It may also encompass carbon-rich environments following binary star systems or collective stellar storm activity. Relevant interstellar precursor substances include ammonia (NH_3), methylamine (CH_3NH_2), hydrogen cyanide (HCN), methanol (CH_3OH), and precursor structures of polycyclic aromatic hydrocarbons (PAHs)¹⁸². These molecules are primarily generated through gas-phase quantum chemical reactions and radical reaction chains induced by high-energy ultraviolet radiation and cosmic rays¹⁸³. They can remain cryogenically preserved within interstellar dust and ice particles for hundreds of millions of years, until they are incorporated into the next round of nebular collapse, serving as the chemical seeds for solar system formation.

4.2 Second Stage: Hydrothermal Synthesis within the Solar System's Protoplanetary Disk 4.6 Billion Years Ago

With the formation of the solar system, these interstellar precursor molecules entered the dust- and ice-rich protoplanetary disc¹⁸⁴. Within parent asteroids or carbonaceous planetesimals, heat sources provided by short-lived radioactive isotopes (such as ^{26}Al) fostered stable hydrated environments. Complex organic synthesis reactions occurred at the water-rock-organic triphase interface. For instance, Strecker reactions can synthesize glycine and alanine in the presence of NH_3 , HCN, and aldehyde/ketone molecules, while polymerized HCN chains can generate nucleobases (e.g., adenine, uracil) under suitable temperature and pH conditions¹⁸⁵. Furthermore,

¹⁸² Herbst, E. & van Dishoeck, E. F. (2009). Complex Organic Interstellar Molecules. *Annu. Rev. Astron. Astrophys.*, 47, 427–480.

¹⁸³ Garrod, R. T., & Herbst, E. (2006). Formation of methyl formate and other organic species in the warm-up phase of hot molecular cores. *Astronomy & Astrophysics*, 457(3), 927–936.

¹⁸⁴ Oba, Y., et al. (2022). Extraterrestrial hexamethylenetetramine in meteorites—a precursor of prebiotic chemistry in the interstellar medium. *Nature Communications*, 13, 2004.

¹⁸⁵ Oberg, K. I. (2016). Photochemistry and Astrochemistry: Photochemical Pathways to Interstellar Complex Organic Molecules. *Chemical Reviews*, 116(17), 9631–9663.

fatty acid-like substances may form through the catalytic hydrolysis and polymerization of small organic molecules such as CO and formic acid, creating membrane-like precursor structures that could have participated in the initial construction of primordial cells.

4.3 Murchison Meteorite: A Chemical Bridge Between Two Stellar Systems

The Murchison meteorite stands as one of the most valuable carbonaceous chondrite specimens for research. Its uniqueness lies not only in its rich content of amino acids, nucleobases, PAHs, and isotopically anomalous mineral grains, but also in its preservation of chemical trajectories spanning two distinct cosmological epochs¹⁸⁶. Interstellar precursor molecules deposited by early protostellar discs underwent hydrothermal transformation within the solar system's protoplanetary disc, culminating in complex synthesis and differentiation within carbonaceous chondrules. This two-stage model – "interstellar input followed by local processing" – clearly demonstrates the formation and accumulation of life precursor molecules at the galactic level, supporting the notion that "prebiotic substances predate Earth's origin".

5. The Protoplanetary Disk and Interstellar Ice Reaction Mechanisms: From Frozen Molecules to Hydrothermal Chemical Factories

The protoplanetary disc is the gaseous and dusty envelope surrounding a newly formed star, exhibiting rapid variations in temperature, density, and radiation conditions from its centre outward, thereby forming distinct physico-chemical zones. Interstellar ice—primarily composed of ice-coated dust particles containing water, CO, CH₃OH, NH₃, HCN, CH₃NH₂, and other compounds—formed abundantly within molecular clouds before solar system formation, serving as crucial organic seed material entering the protoplanetary disc¹⁸⁷. These two stages are not isolated but form a continuous chemical evolutionary chain, with key connections manifested in the following aspects:

5.1 Interstellar ice as molecular precursors for organic reactions within the protoplanetary disc

Before the formation of the Solar System, dust particles within the interstellar medium were already coated with numerous condensed molecules (such as H₂O, CO₂, CH₃OH, HCN, and CH₃NH₂), collectively forming "interstellar ice"¹⁸⁸. Research indicates that these interstellar icy bodies were partially preserved following the collapse of the solar nebula. Embedded within the

¹⁸⁶ Cronin, J. R., & Pizzarello, S. (1997). Enantiomeric excesses in meteoritic amino acids. *Science*, 275(5302), 951–955.

¹⁸⁷ Boogert, A. C. A., Gerakines, P. A., & Whittet, D. C. B. (2015). Observations of the icy universe. *Annual Review of Astronomy and Astrophysics*, 53, 541–581.

¹⁸⁸ Watanabe, N., & Kouchi, A. (2008). Ice surface reactions: A key to chemical evolution in space. *Progress in Surface Science*, 83(10–12), 439–489.

dust particles that formed the protoplanetary disc, they became a crucial source of the chemical composition of parent asteroids and comets¹⁸⁹.

When these interstellar ices enter warm disc regions or are subjected to impact heating or ultraviolet irradiation, their ice layers sublime and melt, releasing highly reactive intermediate molecules such as hydroxyl ($\cdot\text{OH}$), methyl ($\cdot\text{CH}_3$), and cyano ($\cdot\text{CN}$) groups. These intermediates, entering liquid water or thermally mineralized environments, can trigger a new round of hydrothermal reactions, thereby forming higher-order organic compounds such as amino acids, nucleobases, and fatty acids¹⁹⁰.

5.2 Pyrolytic encapsulation within planetesimals: Activation platforms for interstellar ice

In the early stages of formation, miniature celestial bodies within protoplanetary discs (planetesimals, parent asteroids) generate internal heat through the decay of short-lived radionuclides (e.g., ^{26}Al , ^{40}K), raising temperatures to several hundred degrees Celsius¹⁹¹. This mild yet persistent heat source provides an ideal environment for the potential synthesis of complex molecules within interstellar ice¹⁹²: alcohols, aldehydes, and ketones in interstellar ice can undergo condensation or reduction to form carbon chains in the presence of hot water; HCN can polymerise into HCN chains or melamine, providing structural precursors for nucleoside bases; CO, HCOOH, and formate molecules can catalyse the formation of fatty acids and their esters on mineral surfaces.

Thus, the protoplanetary disc not only inherits the "frozen organic legacy" of interstellar ice but also further processes it through pyrolysis, hydration, and mineral catalysis into more complex molecular forms¹⁹³.

5.3 Reaction Coupling in Zonal Environments: Chemical Bridging from Icy Shells to Rocky Cores

The physical structure of the protoplanetary disc dictates distinct pathways for organic evolution across different zones:¹⁹⁴

¹⁸⁹ Walsh, C., Nomura, H., & van Dishoeck, E. F. (2015). Chemical processes in protoplanetary disks. *Astronomy & Astrophysics Review*, 23(1), 3.

¹⁹⁰ Öberg, K. I., Garrod, R. T., van Dishoeck, E. F., & Linnartz, H. (2009). Formation rates of complex organics in UV-irradiated CH_3OH -rich ices I: Experiments. *Astronomy & Astrophysics*, 504(3), 891–913.

¹⁹¹ Ciesla, F. J., & Sandford, S. A. (2012). Organic synthesis via irradiation and warming of ice grains in the solar nebula. *Science*, 336(6080), 452–454.

¹⁹² Garrod, R. T. (2013). A three-phase chemical model of hot cores: The formation of glycine. *The Astrophysical Journal*, 765(1), 60.

¹⁹³ Visser, R., van Dishoeck, E. F., Doty, S. D., & Dullemond, C. P. (2009). The chemical history of molecules in circumstellar disks. *Astronomy & Astrophysics*, 495(3), 881–897.

¹⁹⁴ Ciesla, F. J., & Charnley, S. B. (2006). The physics and chemistry of nebular evolution. *Meteorites and the Early Solar System II*, 209–230.

Outer Disk (>10 AU): Cold, ice-rich. Preserves interstellar ice structure, readily retained in comets

Inner Disk (1–10 AU): Ultraviolet, X-ray, warm Ice sublimation plus Ultraviolet dissociation, initiating radical chain reactions.

Inner Disk (<1 AU): High temperature plus High pressure plus Mineral-rich Hydrothermal reactions, mineral-catalyzed synthesis of complex organics

This zonation structure effectively bridges the low-temperature photochemical mechanisms of the interstellar icy phase with the thermal hydrochemical mechanisms within the protoplanetary disc, enabling a stepwise evolution from interstellar organic seeds to prebiotic molecules¹⁹⁵.

5.4 Murchison meteorite: physical evidence for this bridging mechanism

Numerous molecular species within the Murchison meteorite exhibit high consistency with interstellar ice simulation products (e.g., glycine, alanine, formic acid, melamine)¹⁹⁶. Furthermore, anomalies in its stable isotope ratios (D/H, ¹⁵N/¹⁴N) indicate that portions of its composition inherited the "frozen" isotopic characteristics of the interstellar environment. Moreover, the enantiomeric ratios of specific amino acids suggest that their synthesis occurred within non-equilibrium hydrothermal systems, further supporting the continuous model of "interstellar ice activation and followed by protoplanetary disc processing"¹⁹⁷.

Interstellar ice provides the raw material reservoir and intermediates for organic formation; the protoplanetary disc supplies the energy and mineral environment required to drive these reactions. Together, they constitute the upstream and downstream stages in the galactic biochemistry chain, jointly shaping the complex organic systems recorded in carbonaceous meteorites, such as the Murchison meteorite¹⁹⁸. This connection not only reveals the history of extraterrestrial organic formation but also provides crucial evidence for chemical continuity between the interstellar medium, protoplanetary discs, and Earth.

6 Prebiotic Chemistry of Transition Metals

Transition metals, due to their unique electronic structures and chemical diversity, are considered to have played a significant role in the molecular evolution that preceded the origin of life. Within

¹⁹⁵ Henning, T., & Semenov, D. (2013). Chemistry in protoplanetary disks. *Chemical Reviews*, 113(12), 9016–9042.

¹⁹⁶ Sephton, M. A. (2002). Organic compounds in carbonaceous meteorites. *Natural Product Reports*, 19(3), 292–311.

¹⁹⁷ Alexander, C. M. O'D., Bowden, R., Fogel, M. L., Howard, K. T., Herd, C. D. K., & Nittler, L. R. (2012). The provenances of asteroids, and their contributions to the volatile inventories of the terrestrial planets. *Science*, 337(6095), 721–723.

¹⁹⁸ Pizzarello, S., Cooper, G. W., & Flynn, G. J. (2006). The nature and distribution of the organic material in carbonaceous chondrites and interplanetary dust particles. In *Meteorites and the Early Solar System II* (pp. 625–651).

high-energy environments, such as protoplanetary discs, they not only form the basis of structural minerals but may also act as catalysts in diverse organic reactions, driving the generation and transformation of prebiotic molecules¹⁹⁹.

6.1 Multivalency and Redox Reactions

The d-orbital electronic structure of transition metals confers multiple stable oxidation states. For instance, iron (Fe) can switch between +2 and +3 states, copper (Cu) between +1 and +2, while manganese (Mn) possesses stable states ranging from +2 to +7²⁰⁰. This multivalency enables them to facilitate electron transfer reactions without the need for enzymes, making them pivotal catalysts for primordial redox processes²⁰¹.

In experiments simulating early Earth and astrochemical environments, Fe^{2+} and Fe^{3+} are frequently employed to catalyze the transformation of organic acids, aldehydes, nitro compounds, and phosphoric acid derivatives. For instance, Fe^{3+} catalyze H_2O_2 -mediated oxidation reactions, whilst Fe^{2+} drive molecular reduction to form amine, alcohol or hydrocarbon intermediates. This redox capability is scarce in enzyme-free systems, highlighting the potential of transition metals as primordial "electron carriers"²⁰².

6.2 Coordination Chemistry Properties and Catalytic Microenvironment Construction

Transition metal ions possess extensive coordination capabilities, forming coordination complexes with diverse geometric structures—such as tetracoordinate, hexacoordinate, and octahedral configurations—with water, carboxylic acids, amines, phosphates, hydroxyl groups, and sulphur-containing functionalities. These coordination interactions not only spatially position reaction substrates but also significantly reduce reaction activation energy by modifying microenvironmental factors, such as charge distribution, acidity/alkalinity, and nucleophilicity²⁰³. Hydrated silicate, metal sulphide, or oxide particles within protoplanetary discs provided natural binding substrates for metal ions, creating reaction "hotspots" – nanoreactors – between

¹⁹⁹ Cody, G. D., Alexander, C. M. O'D., & Tera, F. (2000). Organo-metallic compounds in the Murchison meteorite: Implications for the origin of life. *Geochimica et Cosmochimica Acta*, 64(2), 333–347. [https://doi.org/10.1016/S0016-7037\(99\)00295-1](https://doi.org/10.1016/S0016-7037(99)00295-1)

²⁰⁰ Kitadai, N., Nakamura, R., Yamamoto, M., Takai, K., & Yoshida, N. (2021). Metals likely promoted protometabolism in early ocean alkaline hydrothermal systems. *Scientific Reports*, 11, 10971. <https://doi.org/10.1038/s41598-021-90261-7>

²⁰¹ Russell, M. J., Hall, A. J., & Martin, W. (2010). Serpentinisation as a source of energy at the origin of life. *Geobiology*, 8(5), 355–371. <https://doi.org/10.1111/j.1472-4669.2010.00249.x>

²⁰² Morowitz, H. J., Kostelnik, J. D., Yang, J., & Cody, G. D. (2000). The origin of intermediary metabolism. *Proceedings of the National Academy of Sciences*, 97(14), 7704–7708. <https://doi.org/10.1073/pnas.110153997>

²⁰³ Holm, N. G., & Andersson, E. M. (2005). Hydrothermal simulation experiments as a tool for studies of the origin of life on Earth and other terrestrial planets: A review. *Astrobiology*, 5(4), 444–460. <https://doi.org/10.1089/ast.2005.5.444>

transition metals and adsorbed organic small molecules. This environment may have mimicked later enzyme active sites, providing a template and catalytic foundation for primordial polymerization and condensation reactions²⁰⁴.

6.3 Stabilizing Role of Catalytic Intermediates

In modern enzyme catalysis, reactions often proceed via the formation of highly energetic intermediates (e.g., carboxylation intermediates, peroxides, radicals, enol intermediates) that are extremely unstable in their free states. Transition metals can temporarily 'capture' these intermediates through coordination, reducing their decomposition rates and guiding the reaction along favourable pathways.

For instance, Ni^{2++} and Fe^{2++} stabilize adsorbed CO and H intermediates in Fischer–Tropsch-type reactions, thereby promoting carbon chain elongation. Zn^{2++} stabilizes pentacoordinate phosphate intermediates, playing a crucial role in modern nucleic acid polymerases. Thus, the "intermediate trapping" function of such metals holds profound significance in prebiotic chemistry as well²⁰⁵.

6.4 Traces of Metal Enzyme Evolution in Contemporary Life Systems

Modern life systems contain numerous metalloproteins with transition metals as active centers, exhibiting a high dependence on metal ions. It may reflect "genetic traces" of early metal involvement in reactions. Common examples include iron–sulphur clusters (Fe–S clusters), which are present in electron transport chains, nitrate reductases, carboxylases, and other key enzymes, enabling redox reactions and electron transfer. Zinc enzymes (Zn enzymes): Such as carbonic anhydrase, DNA polymerase, and insulin dehydrogenase, which utilize Zn^{2++} to provide Lewis acid centres, stabilizing intermediates and promoting deprotonation. Cu enzymes participate in cellular processes such as pigment oxidation and superoxide dismutase activity, serving as primary metal centers for oxygen activation²⁰⁶. Ni enzymes: Examples include methanesequioxigenase and hydrogenases, demonstrating potent catalytic capabilities for reduction reactions and small-molecule transformations.

²⁰⁴ Dupont, C. L., Butcher, A., Valas, R. E., Bourne, P. E., & Caetano-Anollés, G. (2010). History of biological metal utilisation inferred through phylogenomic analysis of protein structures. *Proceedings of the National Academy of Sciences*, 107(23), 10567–10572. <https://doi.org/10.1073/pnas.0912491107>

²⁰⁵ Maret, W. (2013). Zinc biochemistry: From a single zinc enzyme to a key element of life. *Advances in Nutrition*, 4(1), 82–91. <https://doi.org/10.3945/an.112.003038>

²⁰⁶ Gray, H. B., & Winkler, J. R. (2005). Long-range electron transfer. *Proceedings of the National Academy of Sciences*, 102(10), 3534–3539. <https://doi.org/10.1073/pnas.0408029102>

These enzymes commonly possess complex metal coordination environments that are highly similar to those formed in protoplanetary discs or Earth-like environments, suggesting they may share a common evolutionary origin²⁰⁷.

6.5 From Environmental Catalysis to Enzymatic Catalysis

Transition metals, owing to their multivalency, coordination capabilities, and ability to stabilize intermediates, may not only have driven prebiotic organic reactions within protoplanetary discs but were also 'borrowed' and optimized by biological systems during evolution, becoming cornerstones of modern life's core reaction systems. This continuity 'from environmental catalysis to enzyme catalysis'²⁰⁸ may well represent a profound manifestation of the deep connection between life and the cosmic environment.

7. Analysis of Prebiotic Chemical Conditions in Protoplanetary Discs

Although interstellar dust (ISM) can undergo chemical reactions under cosmic ray irradiation, producing precursor molecules for amino acids and nucleic acids, Earth itself lacks the conditions for possessing dust and conducting pre-chemical reactions. Nevertheless, the prebiotic conditions necessary for generating key pre-life substances—such as amino acids, nucleic acids, and the precursors for forming cell membranes—can only be realized within protoplanetary discs. Consequently, the physicochemical reactions occurring within protoplanetary disc dust must be repeatedly emphasized as constituting the core of prebiotic chemical reactions. It can be stated that without the physicochemical reactions of protoplanetary disc dust, life would not exist.

7.1 Dust Particles and Surface Catalysis

Within protoplanetary discs, dust particles not only serve as the fundamental building blocks for planetary embryos, but their surfaces may also function as crucial platforms for prebiotic chemical reactions. These particles are predominantly composed of iron-rich silicate minerals, such as olivine ($(\text{Mg, Fe})_2\text{SiO}_4$) and pyroxene ($(\text{Mg, Fe})\text{SiO}_3$). Their crystal structures, surface activity, and responsiveness to energy inputs (such as light and heat) provide diverse physicochemical microenvironments conducive to early organic synthesis²⁰⁹.

7.2 Catalytic Functionality of Iron-Rich Silicate Powders

Peridotite and pyroxene minerals belong to the earliest-condensing refractory phases in the solar nebula's condensation sequence. They are thus widely distributed in calcium-aluminum-rich

²⁰⁷ Raanan, H., et al. (2018). Metal-centred prebiotic chemistry and the evolution of metalloproteins. *Nature Ecology & Evolution*, 2, 1703–1710. <https://doi.org/10.1038/s41559-018-0670-y>

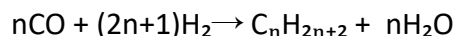
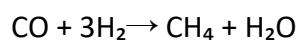
²⁰⁸ Morowitz, H. J., Kostelnik, J. D., Yang, J., & Cody, G. D. (2000). The origin of intermediary metabolism. *Proceedings of the National Academy of Sciences*, 97(14), 7704–7708. <https://doi.org/10.1073/pnas.110153997>

²⁰⁹ Hill, H. G. M., & Nuth, J. A. (2003). The catalytic potential of cosmic silicates: Implications for prebiotic chemistry in the solar nebula. *Astrobiology*, 3(2), 291–304. <https://doi.org/10.1089/153110703769016488>

inclusions (CAIs), chondrites, and protoplanetary disc dust. These mineral structures typically contain Fe^{2+} , or Fe^{3+} . At surface defect sites, they provide Lewis acid centres capable of adsorbing gas molecules such as CO , H_2 , and N_2 . Through surface electron transfer, they induce dissociative adsorption and subsequent reactions. Studies indicate that under simulated solar protoplanetary nebula conditions, these iron-rich silicate powders can simultaneously catalyze two classical reaction pathways²¹⁰.

7.3 Fischer–Tropsch-type synthesis reactions ($\text{CO} + \text{H}_2 \rightarrow \text{hydrocarbons} + \text{H}_2\text{O}$)

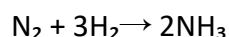
This reaction pathway occurs on metallic iron, iron oxide, or ferrosilicate surfaces, serving as a crucial mechanism for synthesizing lower alkanes, alkenes, and aromatics:



Within the mid-planetary disc region (1–10 AU, with temperatures approximately 200–600 K)²¹¹, this reaction may proceed on the surfaces of Fe-rich dust particles²¹², particularly when the energy barrier is lowered and reaction rates increase upon excitation by X-rays or UV radiation.

7.4 Hubble-type synthesis reaction ($\text{N}_2 + \text{H}_2 \rightarrow \text{NH}_3$)

Despite the high triple bond energy of N_2 molecules (941 kJ/mol), Fe-rich mineral surfaces provide electron cloud displacement and π -antienergetic orbital coordination capabilities, inducing $\text{N} \equiv \text{N}$ bond activation. Simulation experiments and DFT studies indicate that at low pressure and temperature, Fe_2SiO_4 or FeO-coated mineral surfaces can achieve the following transformation:



It implies that iron-rich dust particles within the solar nebula could not only catalyze hydrocarbon synthesis²¹³ but also facilitate nitrogen reduction processes, providing a natural platform for the generation of ammonia precursors.

²¹⁰ Loeffler, M. J., Raut, U., Baragiola, R. A., & Carlson, R. W. (2008). Synthesis of hydrogen peroxide in water ice by ion irradiation. *Icarus*, 197(1), 291–295. <https://doi.org/10.1016/j.icarus.2008.03.013>

²¹¹ Kress, M. E., & Tielens, A. G. G. M. (2001). Surface chemistry on interstellar dust grains: The formation of organic molecules. *Astrophysical Journal*, 551(1), 775–785. <https://doi.org/10.1086/320239>

²¹² McCollom, T. M., & Seewald, J. S. (2006). Carbon isotope composition of organic compounds produced by abiotic synthesis under hydrothermal conditions. *Earth and Planetary Science Letters*, 243, 74–84. <https://doi.org/10.1016/j.epsl.2005.12.027>

²¹³ Charaya, S., Delgass, W. N., Ribeiro, F. H., & Agrawal, R. (2016). Haber–Bosch synthesis of ammonia over iron-based catalysts: Mechanistic studies. *ACS Catalysis*, 6(9), 5947–5953. <https://doi.org/10.1021/acscatal.6b01260>

7.5 Multicomponent Reaction: $\text{CO} + \text{N}_2 + \text{H}_2 \rightleftharpoons \text{Nitrogen-containing Organics}$

More remarkably, when CO , H_2 , and N_2 coexist within protoplanetary discs, these catalytic surfaces can further catalyze the formation of nitrogen-containing organics (such as methylamine, acetonitrile, and carbamates). Studies indicate that C–N bonds can form via the following steps in the presence of Fe-Si-O active surfaces or FeO clusters:

- 1.) $\text{CO adsorption} + \text{H}_2 \rightarrow \rightarrow \text{HCO or CH}_x \text{ surface intermediates}$
- 2.) $\text{Partial dissociation of N}_2 \rightarrow \text{N or NH}_x \text{ active species}$
- 3.) $\text{CH}_x + \text{NH}_x \rightarrow \text{CH}_3\text{NH}_2 \text{ (methylamine) or CH}_3\text{CN (acetonitrile), etc.}$

Such reactions require high temperatures and pressures, or artificial catalysts, under terrestrial conditions. However, in protoplanetary discs, they may proceed spontaneously on iron-rich silicate dust surfaces, assisted by UV or radiation²¹⁴. It offers a novel interpretative pathway for the formation of nitrogen-containing organic molecules—precursors to fundamental building blocks of life such as amino acids and nucleobases.

7.6 Dust Particles: Natural Reactors and Selective Reaction Containers

From a prebiotic chemical perspective, these dust particles serve not only as catalytic platforms but also as "microscopic reaction vessels" with the following advantages: Localised concentration effect: Reagents can be concentrated at the nanoscale, increasing contact opportunities; Reaction site diversity: Surface lattice defects, metal ions, and charge inhomogeneities induce multi-path chemical selectivity; Thermal stability and structural protection: Dust particles buffer radiation and thermal fluctuations, safeguarding intermediates from destruction; Ice-enveloped dust systems: Can coexist with water ice or organic ice, facilitating interfacial reactions and phase-change-induced reaction chains.

7.7 Early Formation of "C-H-N" Skeletons Provides Crucial Chemical Pathways

Iron-rich silicate dust particles within protoplanetary discs possess not only Fischer–Tropsch-type hydrocarbon synthesis capabilities but also nitrogen reduction functions akin to the Haber process, even driving the synthesis of nitrogen-containing organic compounds within complex gas systems. This concurrent catalysis of CO , H_2 , and N_2 systems positions them as one of the most

²¹⁴ Fioroni, M., & DeYonker, N. J. (2016). Iron and ruthenium centres grafted onto silica surfaces as models for heterogeneous Fischer–Tropsch and Haber–Bosch catalysis. *The Journal of Physical Chemistry C*, 120(50), 28744–28752. <https://doi.org/10.1021/acs.jpcc.6b10696>

promising natural reaction platforms in prebiotic chemistry, providing a crucial chemical pathway for constructing the "C-H-N" skeleton during the early stages of life²¹⁵.

8. Experimental simulations and theoretical models: validating metal-catalyzed prebiotic mechanisms

Understanding the specific role of metals in prebiotic organic reactions within protoplanetary discs necessitates reconstructing plausible reaction pathways through experimental simulations and theoretical modelling. Over recent decades, multiple simulation experiments utilizing metals such as Fe, Co, and Ni as catalytic centres have demonstrated the potential for forming complex organic molecules under enzyme-free, non-biological conditions. These studies not only elucidate reaction mechanisms at the molecular level but also enable their extrapolation for comparative analysis within protoplanetary disc chemical environments.

8.1 Fe/Co/Ni Catalysis in Fischer–Tropsch-Type Reactions

Fischer–Tropsch-type synthesis (FTT) was initially employed industrially to synthesize alkanes and alcohols from carbon monoxide (CO) and hydrogen (H₂) in the presence of metal catalysts. In prebiotic chemistry research, FTT reactions have been extensively utilized to simulate hydrocarbon chain growth processes under primordial planetary or interstellar conditions²¹⁶.

Experiments demonstrate that Fe, Co, and Ni catalysts can convert CO + H₂ mixtures into straight-chain hydrocarbons, alcohols, and fatty acids under low pressure and elevated temperatures (200–400°C)²¹⁷. In experiments simulating meteorite impact or protoplanetary disc thermal environments, these metals are frequently supported on silicate particles or oxide surfaces, such as Fe₃O₄/SiO₂ or Ni/Al₂O₃, to mimic the physical properties of protoplanetary dust.

FTT products encompass organic compounds with chain lengths ranging from C1 to C18, some of which are structurally analogous to modern fatty acids, esters, and membrane structural precursors, providing potential chemical precursors for the formation of membranes²¹⁸.

²¹⁵ Sabbah, H., et al. (2010). Gas-phase synthesis of nitriles in the interstellar medium: Reaction of CN with unsaturated hydrocarbons. *Astrophysical Journal*, 718, 1001–1007. <https://doi.org/10.1088/0004-637X/718/2/1001>

²¹⁶ McCollom, T. M., & Seewald, J. S. (2006). Carbon isotope composition of organic compounds produced by abiotic synthesis under hydrothermal conditions. *Earth and Planetary Science Letters*, 243(1-2), 74–84. <https://doi.org/10.1016/j.epsl.2005.12.027>

²¹⁷ Yamanaka, M., et al. (2020). Hydrothermal Fischer-Tropsch-type synthesis of long-chain hydrocarbons up to C35 with NiFe catalysts. *ACS Earth and Space Chemistry*, 4(5), 732–743. <https://doi.org/10.1021/acsearthspacechem.9b00302>

²¹⁸ Yamanaka, M., et al. (2020). Hydrothermal Fischer-Tropsch-type synthesis of long-chain hydrocarbons up to C35 with NiFe catalysts. *ACS Earth and Space Chemistry*, 4(5), 732–743. <https://doi.org/10.1021/acsearthspacechem.9b00302>

8.2 Haber Synthesis and Nitrogen Precursor Formation

Beyond hydrocarbon synthesis, nitrogen fixation and transformation in primordial environments constituted a critical challenge. The Haber–Bosch process, utilized in modern industry for synthesizing ammonia (NH_3), follows the reaction pathway $\text{N}_2 + 3\text{H}_2 \rightleftharpoons 2\text{NH}_3$, relying on metal catalysts such as iron or molybdenum.

In simulated protoplanetary disc experiments, metal sulphides such as Fe, Fe_3O_4 , and FeS can generate ammonia or other nitrogen-containing intermediates under high temperatures and H_2 atmospheres, without requiring high-pressure conditions²¹⁹. Some studies indicate that metal oxides present in protoplanetary discs, including Ti, Fe, and Mo, may also facilitate precursor transformations by adsorbing and activating N_2 molecules on their surfaces. The resulting NH_3 or amine compounds can subsequently condense with organic acids to form amino acid precursors²²⁰.

This reaction system provides an abiotic starting point for amino acid synthesis and may explain the co-occurrence of amino acids and amines in certain meteorites. The Haber synthesis is detectable only within protoplanetary discs, as the conditions favourable for this process were absent in Earth's early environment. Consequently, the Haber synthesis does not apply to the environmental conditions that prevailed on Earth during its primordial era.

8.3 Experiments on metal coordination catalysis on protoplanetary disc dust or mineral surfaces

Beyond gas-phase reactions, simulation experiments extensively investigate the catalytic capabilities of metal ions on mineral or dust surfaces. By grafting metals (such as Zn^{2+} , Fe^{2+} , Cu^{2+}) onto natural or synthetic silicate, phosphate, or alumina materials, these studies mimic the porous structure and surface coordination sites of protoplanetary disc dust.

For instance, Fioroni and DeYonker (2016) modelled the adsorption of Fe^{2+} onto SiO_2 surfaces and its catalysis of the H_2 decomposition and reduction reactions²²¹. Similar structures have been observed in iron-rich dust, serpentine, or pyrite. Such models reveal multi-coordination structures between metal centres and hydroxyl groups or organic anions, forming microenvironments analogous to enzyme active sites. This surface catalytic system effectively

²¹⁹ Brandes, J. A., et al. (1998). Abiotic nitrogen reduction on the early Earth. *Nature*, 395, 365–367. <https://doi.org/10.1038/26441>

²²⁰ Lerner, N. R., & Peterson, E. (1994). The photochemical production of amino acids from mixtures of ammonia, formaldehyde and hydrogen cyanide. *Origins of Life and Evolution of the Biosphere*, 24, 113–116. <https://doi.org/10.1007/BF01582004>

²²¹ Fioroni, M., & DeYonker, N. J. (2016). Iron and ruthenium centres grafted onto silica surfaces as models for heterogeneous Fischer–Tropsch and Haber–Bosch catalysis. *The Journal of Physical Chemistry C*, 120(50), 28744–28752. <https://doi.org/10.1021/acs.jpcc.6b10696>

promotes the following reaction types: esterification of carboxylic acids with alcohols, condensation of amines with carboxylic acids, and dehydration polymerization of phosphates²²².

8.4 Although experimental conditions often require moderate "optimization" to obtain reaction products (e.g., elevated temperatures, increased catalyst concentrations), these results retain practical astrochemical comparability. Inner regions of protoplanetary discs (<10 AU) can reach temperatures of several hundred K, harbouring abundant gases such as CO, H₂, and N₂, alongside high-surface-area, metal-rich dust particles.

Furthermore, energy inputs for reactions are provided by the decay of radioactive isotopes (e.g., ²⁶Al), stellar wind heating, and ultraviolet and X-ray irradiation. ALMA observations and comet missions (e.g., Rosetta) have also detected numerous reaction products—including alkanes, ketones, amines, and amino acids—widely present in interstellar ice and protoplanetary material.

Consequently, experiments such as the FTT and Haber reactions, alongside mineral surface catalysis²²³, not only replicate theoretical models but also further validate the actual capabilities of protoplanetary discs in prebiotic synthesis²²⁴.

9. The transition from metallic elements to biological functions

Metallic elements, particularly transition metals, play a pivotal role in enzymeless prebiotic chemistry due to their unique redox activity, coordination chemistry, and ability to stabilize intermediates. The widespread reliance of modern life systems on metalloproteins suggests these metallic functions represent not recent evolutionary innovations, but rather a "hereditary" inheritance of early non-living reaction mechanisms. Understanding the transformative pathways from protoplanetary metallic environments to biochemical functional modules is crucial for elucidating the "continuity" mechanisms underlying life's origins.

9.1 The 'Inheritance' of Metals: From Non-living Catalysis to Retention in Living Systems

Modern life systems exhibit a profound dependence on transition metals as active centres within key enzymes. It includes the role of Fe–S clusters in electron transfer, the activity regulation of Zn²⁺ in nucleic acid polymerization and deprotonation, and the catalytic functions of elements such as Mo and Ni in nitrogen fixation and methanogenesis²²⁵. These metalloproteins are conserved

²²² Fioroni, M., & DeYonker, N. J. (2016). Iron and ruthenium centres grafted onto silica surfaces as models for heterogeneous Fischer–Tropsch and Haber–Bosch catalysis. *The Journal of Physical Chemistry C*, 120(50), 28744–28752. <https://doi.org/10.1021/acs.jpcc.6b10696>

²²³ Goesmann, F., et al. (2015). Organic compounds on comet 67P/Churyumov–Gerasimenko revealed by COSAC mass spectrometry. *Science*, 349(6247), aab0689. <https://doi.org/10.1126/science.aab0689>

²²⁴ Öberg, K. I., et al. (2015). The comet-like composition of a protoplanetary disk as revealed by complex cyanides. *Nature*, 520, 198–201. <https://doi.org/10.1038/nature14276>

²²⁵ Dupont, C. L., et al. (2010). History of biological metal utilisation inferred through phylogenomic analysis. *PNAS*, 107, 10567–10572. <https://doi.org/10.1073/pnas.0912491107>

across all known life forms, indicating an extremely ancient evolutionary origin predating the establishment of cellular mechanisms.

Experimental simulations demonstrate that during the abiotic prebiotic stage, these metals could already perform functions such as energy conversion, substrate activation, and polymerization reactions on mineral or dust surfaces²²⁶. Such metallic reaction centers stabilize high-energy intermediates through coordination structures, exhibiting functional characteristics analogous to those of modern enzymes. It suggests that life systems likely "inherited" these non-living catalytic strategies, which were progressively encapsulated and optimized by organic frameworks (such as peptide chains) during molecular evolution, ultimately evolving into today's highly specialized metalloproteins²²⁷. This "continuous inheritance" from non-enzymatic metal centres to biocatalytic systems constitutes a distinct "chemical inheritance" phenomenon in the origin of life. This transformation of metallic functionality "from non-living to living" may be regarded as a "molecular memory" mechanism in life's evolution: effective chemical strategies were preserved and transmitted through genetic systems, thereby establishing the fundamental framework for metabolism and structure.

9.2 Comparison of Metal Availability in the Protoplanetary Disk and Primitive Earth

The primordial Earth, though rich in metallic resources, possessed an early environment (>4 billion years ago) characterized by strongly reducing oceans and an unstable crust. This environment severely limited the bioavailability of numerous transition metals (such as Mo, Zn, Cu)²²⁸. Particularly under anaerobic conditions, these elements proved difficult to dissolve and incorporate into reaction systems, resulting in a significant deficiency of certain metals within the early geochemical environment.

By contrast, the protoplanetary disc exhibited more uniform elemental distribution and a more complete array of metals. Elements such as Fe, Ni, Mg, and Zn, commonly present in meteorites, planetesimals, and comets in metallic, oxide, and sulphide forms, demonstrate high reactivity under the influence of ultraviolet radiation, radioactive decay, and high-temperature heating²²⁹. Moreover, these metals often deposit as nanoparticles onto high-surface-area dust or silicate particles, providing natural conditions for the formation of active catalytic surfaces.

²²⁶ Cody, G. D., et al. (2000). Organometallic compounds in the Murchison meteorite. *Geochim. Cosmochim. Acta*, 64, 333–347. [https://doi.org/10.1016/S0016-7037\(99\)00295-1](https://doi.org/10.1016/S0016-7037(99)00295-1)

²²⁷ Raanan, H., et al. (2018). Metal-centred prebiotic chemistry and the evolution of metalloproteins. *Nat. Ecol. Evol.*, 2, 1703–1710. <https://doi.org/10.1038/s41559-018-0670-y>

²²⁸ Pasek, M. A., & Lauretta, D. S. (2005). Phosphide corrosion and reactive phosphorus on the early Earth. *Astrobiology*, 5, 515–535. <https://doi.org/10.1089/ast.2005.5.515>

²²⁹ Öberg, K. I., et al. (2015). The comet-like composition of a protoplanetary disk. *Nature*, 520, 198–201. <https://doi.org/10.1038/nature14276>

Consequently, protoplanetary discs may have provided superior metal availability and catalytic environments for prebiotic synthesis compared to early Earth. It also suggests that some key metallic components essential for life may not have formed endogenously on Earth, but instead completed their birth and evolution within protoplanetary discs before being transported to Earth for further biological evolution.

9.3 The Concept of the Protoplanetary Disk as a "Prebiotic Chemical Reactor"

Synthesising analyses from preceding sections, the protoplanetary disc may be conceptualised as a natural "prebiotic chemical reactor" exhibiting several core characteristics: Highly enriched CHNOPS and metallic elements, injected by supernovae, AGB stars, and comets, forming a catalytically potent mixed system; Diverse energy-driving mechanisms, including stellar radiation, high-energy particle irradiation, radioactive isotope decay, and interstellar impacts; A multi-scale reaction environment, ranging from nanoscale dust coordination sites to thermal reaction spaces within planetesimals, capable of satisfying the conditions for complex reaction chains to form²³⁰ ;

Continuous material cycling and combinatorial experiments, with physical perturbations of the protoplanetary disc (such as disc winds, migration, and collisions) constantly rearranging matter, providing a diverse backdrop for chemical evolution²³¹ .

Such environments are not only conducive to individual reactions but particularly suited to combinatorial chemical evolution. Molecules such as fatty acids, peptide chains, and nucleotides can progressively accumulate and undergo selection within the same system, marking the first step toward the origin of life. These conditions converge to form a dynamic, multi-level, modular natural reaction system, akin to a "prototype reactor" preceding biological cells. Within this system, metal catalysis simultaneously influences key reaction pathways across different spatial scales, including carbon chain elongation, nitrogen reduction, fatty acid polymerization, and phosphoester bond formation, thereby enhancing the probability of co-occurrence and selective aggregation of prebiotic precursors.

This hypothesis differs from both Directed Panspermia and any other panspermia theory. The protoplanetary disk origin of life posits that life emerged exclusively within protoplanetary disks, not in other star systems or planetary bodies. Earth's life originated from such a disk, with its core components potentially synthesized and pre-packaged within celestial matter before being delivered to our planet. I term this panspermia theory "planetary disks Panspermia".

10. Polycyclic Aromatic Hydrocarbons (PAHs) and Complex Organic Compounds

²³⁰ Fioroni, M., & DeYonker, N. J. (2016). H₂ formation at Fe-grafted SiO₂ surfaces. *J. Phys. Chem. C*, 120, 8182–8189. <https://doi.org/10.1021/acs.jpcc.6b00192>

²³¹ Morowitz, H. J., et al. (2000). The origin of intermediary metabolism. *PNAS*, 97, 7704–7708. <https://doi.org/10.1073/pnas.110153997>

Polycyclic aromatic hydrocarbons (PAHs) constitute a class of hydrocarbons widely distributed throughout the cosmos, typically comprising two or more fused benzene rings. Owing to their structural stability, strong optical activity, and high reactivity diversity, PAHs are regarded as among the most abundant complex organic molecules in the universe. They may play a significant role in the origin of life.

10.1 Infrared Characteristics of PAHs and Protoplanetary Disk Observations

PAHs undergo electronic excitation upon ultraviolet irradiation, subsequently releasing energy via infrared radiation. They exhibit characteristic emission features in the mid-infrared region²³², including: 3.3 μm (C–H stretching vibration); 6.2 μm (C=C skeletal vibration); 7.7 μm (aromatic C–C bond mixed vibration); 11.3 μm (C–H bending vibration)

These features have been observed in protoplanetary discs surrounding numerous young stars, such as Herbig Ae/Be stars²³³ and T Tauri discs (Geers et al., 2006; Acke et al., 2010). The intensity and spatial distribution of PAHs provide insights into the disc's radiation field, gas density, and dust particle evolution²³⁴.

10.2 Capacity to form π -complexes with elements such as Fe, Si, and Ti

The aromatic π electron cloud of PAHs can form π -coordinated complexes with transition metals (e.g., Fe, Ni, Ti) or metalloid elements (e.g., Si). These complexes exhibit the following characteristics: Enhanced stability: Metal ions embed within the PAH ring plane, either donating or accepting electrons to form synergistic bonding; Catalytic centre function: Fe–PAH complexes catalyze electron transfer, radical reactions, or small-molecule reduction; Photoactivity regulation: Metal coordination induces red shifts in PAH absorption bands, broadening the excitation reaction window.

Relevant experimental and theoretical studies indicate: Fe–PAH complexes can mediate redox reactions in the excited state (Szczepanski & Vala, 2006)²³⁵; Ti–Fullerene/PAH complexes have been proposed as the source of the 21 μm infrared feature (Kimura et al., 2005)²³⁶; Si–PAH π

²³² Hudgins, D. M., & Allamandola, L. J. (1999). Infrared spectroscopy of matrix-isolated polycyclic aromatic hydrocarbon cations. 1. PAH⁺ bands and diagnostics. *Astrophysical Journal*, 516, L41–L44. <https://doi.org/10.1086/311976>

²³³ Geers, V. C., Augereau, J.-C., Pontoppidan, K. M., et al. (2006). PAH emission characteristics in Herbig Ae/Be systems: Evidence for evolution. *Astronomy & Astrophysics*, 459(2), 545–556. <https://doi.org/10.1051/0004-6361:20065411>

²³⁴ Acke, B., Bouwman, J., Juhász, A., et al. (2010). Probing the PAH emission in Herbig Ae/Be stars with Spitzer. *Astrophysical Journal*, 718(1), 558–573. <https://doi.org/10.1088/0004-637X/718/1/558>

²³⁵ Szczepanski, J., & Vala, M. (2006). Infrared spectra and structures of iron–PAH complexes: A matrix isolation study. *Astrophysical Journal*, 646, 666–675. <https://doi.org/10.1086/504872>

²³⁶ Kimura, H., Ishimoto, H., Yamamoto, T., & Mukai, T. (2005). The 21 μm feature in post-AGB stars and titanium-containing fullerene derivatives. *Astronomy & Astrophysics*, 432, 737–743. <https://doi.org/10.1051/0004-6361:20041961>

complexes exhibit high spectral matching with interstellar dust infrared features (Joalland et al., 2009)²³⁷. Such complexes may also be regarded as the chemical prototypes of modern metalloproteinase active sites.

10.3 PAH oxidation products (quinones) and electron transfer potential

Under illumination, ionization, or oxidative conditions, PAHs may form quinone structures, such as naphthoquinone and benzoquinone. These molecules possess the following biochemical significance²³⁸: Efficient electron acceptors: Quinones can participate in single- or double-electron transfer; Formation of electrochemical gradients: When coordinated with Fe^{2+} / Fe^{3+} or other metals, they can generate primordial electron flows; Precursor function: In modern organisms, quinones (e.g., ubiquinone, coenzyme Q) serve as pivotal electron carriers in respiratory and photosynthetic chains. Thus, oxidized derivatives of PAHs formed within protoplanetary discs may have underpinned early primordial metabolic networks.

10.4 PAHs as Structural Templates for Prebiotic Membranes or Primitive Enzyme Systems

Owing to their high planarity, hydrophobicity, and π - π stacking capacity, PAHs and their complexes are proposed to participate in the following structures and functions: Membrane-like self-assembly: PAHs form monolayers or multilayered films at the water-organic interface²³⁹, resembling precursor lipid membranes²⁴⁰; Ordered reaction environments: π - π stacking arranges small molecules, enhancing reaction selectivity; Model for metal-coordinated enzymes: Fe-PAH or Ni-PAH structures may mimic the active centres of primordial reductases (e.g., pre-iron-sulphur clusters). Some studies even propose PAHs as prototypical templates for RNA bases, promoting directional formation or polymerization of purine and pyrimidine structures under UV irradiation.

PAHs rank among the earliest stable complex organic molecules formed within protoplanetary discs. Their high abundance, multi-spectral observational signatures, and capacity for π -coordination with metallic elements, alongside their redox activity, confer a multifaceted potential for catalysis, energy conversion, and structural templating. From complex organic synthesis to protometabolic prototypes and the formation of membrane-like structures, PAHs may represent pivotal intermediaries bridging cosmic chemistry and prebiotic biochemistry.

²³⁷ Joalland, B., Simon, A., & Marsden, C. J. (2009). Structures and IR spectra of silicon-PAH π -complexes: A theoretical study. *Astronomy & Astrophysics*, 494, 969–975. <https://doi.org/10.1051/0004-6361:200810579>

²³⁸ Ehrenfreund, P., Rasmussen, S., Cleaves, H. J., & Chen, L. (2006). Astrophysical and astrochemical insights into the origin of life. *Reports on Progress in Physics*, 69(3), 871–932. <https://doi.org/10.1088/0034-4885/69/3/R03>

²³⁹ Dworkin, J. P., Deamer, D. W., Sandford, S. A., & Allamandola, L. J. (2001). Self-assembling amphiphilic molecules: Synthesis in simulated interstellar/precometary ices. *Proceedings of the National Academy of Sciences*, 98(3), 815–819. <https://doi.org/10.1073/pnas.98.3.815>

²⁴⁰ Ricardo, A., Carrigan, M. A., Olcott, A. N., & Benner, S. A. (2004). Borate minerals stabilise ribose. *Science*, 303(5655), 196–196. <https://doi.org/10.1126/science.1092321>

11. Polycyclic Aromatic Hydrocarbons (PAHs) and Transition Metals (TMs) in Protoplanetary Disks

In protoplanetary discs, polycyclic aromatic hydrocarbons (PAHs) and transition metals (TMs) jointly participate in multiple pathways of prebiotic synthesis. The formation of metal-organic complexes—such as Fe-PAH, Si-PAH, and TM-carbides/nitrides—has profound implications for cosmochemistry, circumstellar chemistry, and the precursors of life. Within protoplanetary discs and star-forming regions, PAHs interact with abundant transition metals (e.g., Fe, Ni, Co, Cr, Ti) to form complex compound systems. These systems may represent: - Prebiotic organometallic precursors; - Key constituents of protoplanetary disc circumstellar gas/solid matter; - Precursors to early Earth organometallic enzymes and metabolic centres.

11.1 Specific Metal-PAH and Prebiotic Chemical Complex Types

Fe-PAH complexes: Fe-C₁₆H₁₀⁺⁺ (cationic) Szczepanski et al., 2006 Potentially serving as templates for early Fe-organic coordination systems involved in electron transfer²⁴¹ Si-PAH π -complexes: Si⁺-PAH composite structures Joalland et al., 2009 Studies on the stability of silicon-aromatic systems in protoplanetary discs, potentially precursors to silicene structures²⁴² Ti-fullerene adduct: Ti-C₆₀⁺⁺ Kimura et al., 2005, 21 μ m spectral line Suggests formation of interstellar Ti-organic complexes, potentially linked to early catalysis or electronic structural stability²⁴³; Oxides such as FeO, Fe₂O₃ Iron oxide clusters formed in stellar winds/disks (Li et al., 2013) provide precursors for life's metal enzyme centres, potentially serving as oxygen reduction reaction platforms (²⁴⁴). Fe-SiO₂ surface H-grafted structures: Fe⁺-SiO₂-H (Fioroni & DeYonker, 2016) indicate chemical catalytic capability on dust surfaces, favouring formation of small molecules like H₂ and HCO (²⁴⁵); TM-carbides/nitrides: CrCN, FeC, NiN, etc., Brewster &

²⁴¹ Szczepanski, J., Oomens, J., van Dongen, M., Polfer, N. C., & Eyler, J. R. (2006). Infrared Spectroscopy of Gas-Phase Iron-Polycyclic Aromatic Hydrocarbon Complexes: Fe⁺-C₁₆H₁₀ and Fe⁺-C₂₄H₁₂. *The Journal of Physical Chemistry A*, 110(44), 13741–13750. <https://doi.org/10.1021/jp063171m>

²⁴² Joalland, B., Simon, A., Canosa, A., et al. (2009). Gas phase reactions of Si⁺-ions with polycyclic aromatic hydrocarbons: Formation of π -complexes and potential astrophysical implications. *Chemical Physics Letters*, 481(4–6), 193–197. <https://doi.org/10.1016/j.cplett.2009.09.025>

²⁴³ Kimura, H., Mann, I., & Jessberger, E. K. (2005). Composition, structure, and size distribution of dust in the Local Interstellar Cloud. *Astronomy & Astrophysics*, 442(2), 667–674. <https://doi.org/10.1051/0004-6361:20053027>

²⁴⁴ Li, A., Zhang, K., & Jiang, B. W. (2013). FeO in Interstellar Space: Optical Properties and Astrophysical Implications. *The Astrophysical Journal Letters*, 765(2), L43. <https://doi.org/10.1088/2041-8205/765/2/L43>

²⁴⁵ Fioroni, M., & DeYonker, N. J. (2016). Astrochemistry of H-Atom Formation on Fe⁺ Sites Grafted onto Silicate Dust: A DFT Study. *The Journal of Physical Chemistry C*, 120(33), 18712–18719. <https://doi.org/10.1021/acs.jpcc.6b04200>

Ziurys (2001)²⁴⁶ ; Sheridan et al. observed antenna fingerprint molecules²⁴⁷ , which may reveal interstellar gas-phase synthesis pathways²⁴⁸ .

11.2 Prebiotic significance of these structures

11.2.1 Precursors of Primitive Enzyme-Like Structures Comprising Metal Centres: Modern enzymes, such as iron-sulphur clusters (Fe-S clusters), cobalt-vitamin B₁₂, and nickel-carboxylases, all contain transition metals. The aforementioned PAH–TM complexes or oxide clusters have demonstrated pro-enzymatic potential in both molecular structure and function, such as catalyzing CO₂ reduction and facilitating electron transfer.

11.2.2 Formation of electron donor/acceptor structures facilitates primitive metabolic network development: π -conjugated PAHs may serve as electron cloud platforms, interacting with ion centres such as Fe or Ni to form natural redox platforms. In the absence of cell membranes, such structures may facilitate the formation of primordial potential gradients (analogous to modern "energy-coupling membranes").

11.2.3 Catalysis on dust particle surfaces: The binding of TM with PAHs, silica, and ice layers provides physical platforms for interstellar catalytic reaction centres²⁴⁹ . It facilitates the synthesis of key prebiotic small molecules such as H₂, HCN, and HCOOH.

11.3 Why this constitutes the astrochemical frontier of 'astro-organometallic chemistry'

The formation of these complexes falls within the broader domain of astro-organometallic chemistry: whereas past astrochemistry emphasized the inorganic synthesis of small molecules, these results demonstrate genuine chemical interactions—such as coordination, insertion, and adsorption—between organic structures (e.g., PAHs) and metals within protostellar regions and protoplanetary discs.²⁵⁰ They are no longer "inert molecules", but may form precursor structures akin to biomolecules under electron, photon, and dust catalysis. Such systems exhibit potential structural and functional continuity with coenzymes and enzyme active sites in living organisms.

²⁴⁶ Brewster, M. A., & Ziurys, L. M. (2001). Millimetre-wave spectroscopy of FeC and CoC: New transition metal carbide molecules in the gas phase. *The Astrophysical Journal*, 548(1), L139–L142. <https://doi.org/10.1086/318933>

²⁴⁷ Sheridan, P. M., Pulliam, R. L., & Ziurys, L. M. (2002). Laboratory Spectroscopy of CrCN and CrNC: First Detection of Chromium Nitride Radicals. *The Astrophysical Journal*, 568(1), 597–605. <https://doi.org/10.1086/338983>

²⁴⁸ Sheridan, P. M., & Ziurys, L. M. (2003). Laboratory measurement and analysis of NiN and NiC rotational spectra. *The Astrophysical Journal*, 589(1), 486–492. <https://doi.org/10.1086/374332>

²⁴⁹ Schwander, D., Huss, G. R., & Bizzarro, M. (2014). The early solar system's transition disk: Constraints from the fractionation of refractory elements in meteorites. *Geochimica et Cosmochimica Acta*, 147, 115–132. <https://doi.org/10.1016/j.gca.2014.03.010>

²⁵⁰ Thiabaud, A., Marboeuf, U., Alibert, Y., et al. (2014). From stellar nebula to planets: The refractory components. *Astronomy & Astrophysics*, 562, A27. <https://doi.org/10.1051/0004-6361/201322011>

11.4 From "Celestial Inorganic Chemistry" to "Celestial Organometallic Chemistry"

Polycyclic aromatic hydrocarbons (PAHs) within protoplanetary discs and star-forming regions interact with transition metals such as iron, cobalt, and nickel, forming a series of organometallic complexes and oxide clusters. Examples include Fe–PAH and Si–PAH π complexes, FeO clusters, and fullerene metal adducts. Evidence for these compounds is not only clearly demonstrated in infrared and millimetre-wave spectral observations, but their structural and functional characteristics also reveal potential key mechanisms involved in primordial prebiotic chemical reactions. This series of discoveries extends traditional "astronomical inorganic chemistry" into "astronomical organometallic chemistry", enabling us to reinterpret the metal active centres of enzymes, energy metabolism systems, and even selective synthetic pathways for primordial molecules. This perspective is becoming an increasingly vital component within the cosmochemical framework for the origin of life.

12. Strecker Reaction Pathways and Amino Acid Synthesis Mechanisms in Protoplanetary Discs

12.1 The Significance of Strecker Synthesis in Origins of Life Research

The Strecker reaction represents a classic amino acid synthesis pathway involving a three-step reaction between an aldehyde (or ketone), ammonia (NH_3), and hydrogen cyanide (HCN), ultimately yielding α -amino acids. This reaction is widely employed in prebiotic chemistry research due to its structural versatility and high efficiency under relatively mild conditions. Research indicates that the Strecker reaction can synthesize common amino acids such as glycine, alanine, and valine under experimental conditions. Moreover, its intermediates (e.g., α -aminonitrile) and end products have been detected in multiple carbonaceous chondrite meteorites, providing direct evidence for its cosmic feasibility.

12.2 Strecker Synthesis Reaction Pathway and Reagent Conditions

The fundamental reaction steps of Strecker synthesis are as follows²⁵¹ :

A. The aldehyde (R-CHO) reacts with ammonia to form an imine: $\text{R-CHO} + \text{NH}_3 \rightarrow \text{R-CH=NH}$

B. Addition of imine with HCN to form imidocarbons: $\text{R-CH=NH} + \text{HCN} \rightarrow \text{R-CH(NH}_2\text{)-CN}$

C. Aminonitrile hydrolyses under hydrothermal conditions to yield amino acids: $\text{R-CH(NH}_2\text{)-CN} + 2\text{H}_2\text{O} \rightarrow \text{R-CH(NH}_2\text{)-COOH} + \text{NH}_3$

²⁵¹ Oro, J. (1961). Mechanism of synthesis of adenine from hydrogen cyanide under possible primitive Earth conditions. *Nature*, 191(4794), 1193–1194.

The raw materials required for the above reaction—HCN, NH₃, aldehydes, and water—have all been observed or inferred to exist within protoplanetary discs, being particularly prevalent in ice–dust particles, interstellar molecular clouds, cometary nuclei, and cometary comas²⁵².

12.3 Reaction Platforms and Energy Sources in Protoplanetary Discs

Protoplanetary discs provide highly dynamic and structurally complex reaction platforms: Dust surfaces and interstellar ice shells: In cold environments, HCN and ammonia can form aminonitrile on the surfaces of ice-encapsulated dust particles²⁵³, exhibiting adsorption capacity and spatial confinement effects²⁵⁴; Ultraviolet irradiation and radiation activation: Ultraviolet and X-rays emitted by protostars (such as the proto-Sun) excite molecules within ice to form free radicals, promoting initial reactions²⁵⁵; Particle bombardment and radioactive decay: α particles and short-lived nuclides (e.g., ²⁶Al, ⁶⁰Fe) generate heat sources within planetesimals, sustaining local hydrothermal environments to complete the final hydrolysis steps in the reaction chain; Solar infrared thermal radiation: provides fundamental driving forces for temperature gradients and material transport within the protoplanetary disc, facilitating material exchange between low-temperature and high-temperature regions.

12.4 Co-occurrence of Strecker intermediates and products in carbonaceous chondrites

Samples such as the Mochisen meteorite and Tagish Lake meteorite reveal not only diverse α -amino acids but also their precursor compounds, including α -aminonitriles, carboxynitriles, and imine derivatives. This chemical fingerprint of "co-occurrence of intermediates and products" indicates that all stages of the Strecker reaction can not only be initiated in the cold cosmic environment but also undergo final conversion within hydrothermal systems inside early protoplanetary bodies (e.g., planetesimals)²⁵⁶.

12.5 Material Cycling and Environmental Regeneration Mechanisms in Protoplanetary Discs

Protoplanetary discs are not static structures but multi-scale matter-energy circulation systems. Dust particles undergo radial and vertical mixing within the disc due to disc winds, gravitational perturbations, and magnetic fields. Cold, icy dust from the outer disc can enter the inner disc, where it receives thermal activation. In contrast, reaction products from the inner disc may migrate hydrodynamically to the outer disc's cold condensation zones, where they can refreeze.

²⁵² Cody, G. D., et al. (2011). Organic thermochemistry of the Tagish Lake meteorite. *PNAS*, 108(48), 19171–19176.

²⁵³ Elsila, J. E., et al. (2007). Mechanisms of amino acid formation in interstellar ices: Insight from isotopic analysis. *Astrobiology*, 7(1), 163–180.

²⁵⁴ Danger, G., et al. (2013). Characterisation of amino acid precursors in interstellar ice analogs: Stability under thermal processing. *Geochimica et Cosmochimica Acta*, 118, 184–201.

²⁵⁵ Bernstein, M. P., et al. (2002). UV irradiation of polycyclic aromatic hydrocarbons in ices: Production of alcohols, quinones, and ethers. *Astrophysical Journal*, 576(1), 1115.

²⁵⁶ Pizzarello, S., et al. (2006). The organic content of the Tagish Lake meteorite. *Science*, 293(5527), 2236–2239.

The planetesimal formation process encapsulates dust and reaction intermediates within the planetesimal, providing thermal shielding and a water-sealed environment conducive to molecular accumulation and transformation.

Thus, within this dynamic chain of "condensation–activation–migration–transformation–freezing", the Strecker reaction not only has the opportunity to proceed fully, but its distinct stages can occur sequentially at different spatial locations, ultimately forming complete product aggregates.

12.6 The Integrative Nature of Strecker Synthesis in the Protoplanetary Disk

The Strecker reaction possesses complete reaction conditions, reactant sources, and energy excitation mechanisms within protoplanetary discs, rendering its feasibility far superior to earlier models positing that "interstellar ice forms only intermediates, requiring Earth's aqueous environment for completion." The disc's illumination, particles, radioactive decay, and temperature gradients constitute a highly integrated chemical reactor capable of in situ synthesis spanning the entire chain from small molecules to amino acids. The product assemblages carried by carbonaceous chondrites represent a "frozen record" of this reaction system. It is therefore reasonable to infer that substantial in situ amino acid synthesis occurred within the protoplanetary disc. These products were subsequently encapsulated within planetesimals, asteroids, and even comets, ultimately being delivered to the early Earth, laying the molecular foundation for the emergence of life.

13. Environmental integration for complete amino acid synthesis in the protoplanetary disc and realization of the Strecker reaction

Analyses of carbonaceous chondrites, such as Murchison, have repeatedly revealed the coexistence of intermediates (e.g., α -aminonitriles) and final products (e.g., α -amino acids) within the Strecker synthesis pathway. This chemical co-occurrence strongly suggests that the Strecker reaction could not only be partially realized in interstellar ice but also likely underwent its complete three-step reaction chain within the protoplanetary disc²⁵⁷. Notably, the liquid water environment required for later hydrolysis can be established within the disc by numerous thermal sources, no longer relying on conditions provided by the early Earth.

The protoplanetary disc harbours an exceptionally diverse and dynamically shifting reaction environment. Spatially, the inner disc (<5 AU) experiences intense stellar radiation and higher temperatures, while the middle and outer regions are rich in low-temperature frozen materials and complex organic compounds. However, due to dynamical processes such as dust migration,

²⁵⁷ Glavin, D. P., et al. (2008). The presence of amino acids in carbonaceous meteorites: Multiple lines of evidence. *Meteoritics & Planetary Science*, 43(1–2), 399–413.

gas convection, and disk wind transport, material between the inner and outer regions is in a state of continuous mixing and circulation²⁵⁸. Consequently, Strecker intermediates synthesized in the cold zone can be transported to warmer areas for hydrolysis or incorporated into the interiors of planetesimals, forming closed reaction systems within them.

Regarding thermal energy supply, the protoplanetary disc possesses a multi-tiered, multi-timescale energy source system. Firstly, stellar radiation within the disc (encompassing ultraviolet, infrared, and X-ray wavelengths) provides surface heating and drives the decomposition of interstellar ice, activating reaction precursors. Secondly, short-lived radionuclides (such as ²⁶Al and ⁶⁰Fe) are widely present within the interiors of planetesimals or asteroids. Their decay releases sustained thermal energy over tens of millions of years, maintaining internal temperatures of tens to hundreds of degrees Celsius and a liquid water environment²⁵⁹. Moreover, alpha particle bombardment and high-energy electron impacts (e.g., alpha radiation), coupled with tunnelling effects and local exothermic reactions triggered by solar wind particles, can induce precursor chemical reactions within localized dust or ice crystals²⁶⁰.

Regarding raw materials, all key molecules required for Strecker synthesis have been observed or inferred to exist within protoplanetary discs: HCN, NH₃, CH₄, CO, H₂O, H₂, and others are common molecules found in disc ice layers, gases, or particle surfaces. Particularly in the mid-to-outer regions of the protoplanetary disc (), these molecules are extensively present in the form of "ice-coated dust", providing an atomic-scale reaction platform for initiating Strecker reactions²⁶¹. Dust surfaces are rich in catalytic sites (e.g., Fe, Ni, silicates) and generate reactive free radicals under ultraviolet and radiation exposure, significantly enhancing the feasibility of reaction pathways²⁶².

Therefore, within the multi-scale coupled system of the protoplanetary disc, the Strecker reaction ceases to be a fragmented, sporadic synthesis and should instead be regarded as a highly integrated suite of organic synthesis processes within natural evolution. The requisite reaction substrates, structural platforms, and energy mechanisms were all concurrently established during nebular collapse and disc evolution. It implies that the protoplanetary disc stage already possesses the complete reaction chains, environmental succession, and dynamic flux support

²⁵⁸ Ciesla, F. J. (2010). The distributions and ages of refractory objects in the solar nebula. *Icarus*, 208(1), 455–467.

²⁵⁹ Cody, G. D., et al. (2011). Organic thermochemistry of the Tagish Lake meteorite. *PNAS*, 108(48), 19171–19176.

²⁶⁰ Herbst, E., & van Dishoeck, E. F. (2009). Complex organic interstellar molecules. *Annual Review of Astronomy and Astrophysics*, 47, 427–480.

²⁶¹ Danger, G., et al. (2013). Characterisation of amino acid precursors in interstellar ice analogs: Stability under thermal processing. *Geochimica et Cosmochimica Acta*, 118, 184–201.

²⁶² Elsila, J. E., et al. (2007). Mechanisms of amino acid formation in interstellar ices: Insight from isotopic analysis. *Astrobiology*, 7(1), 163–180.

necessary for synthesizing multiple amino acids, providing a highly credible chemical foundation for the "non-terrestrial origin" model of life's building blocks.

14. Prebiotic Mechanisms for Amino Acid Synthesis from PAHs in Protoplanetary Discs, Particularly Aromatic Amino Acids

Astrophysical chemistry and simulation experiments confirm that PAHs are among the most commonly observed organic compounds in protoplanetary discs, exhibiting the following characteristics: planar conjugated structures; high stability; susceptibility to hydrogenation, oxidation, nitration, and carboxylation reactions yielding more complex functional groups²⁶³; and capacity to serve as carbon skeletons and energy molecules in catalytic and radical chain reactions.

14.1 Potential Pathways for Amino Acid Precursor Synthesis

a. PAHs undergoing ultraviolet irradiation on interstellar ice → generate functional groups such as carboxyl, amino, and epoxy groups. For example: benzene (C_6H_6) → phenylpropionic acid → precursor to phenylalanine.

b. Photon/ion bombardment + Ice matrix reactions: simulation experiments (Bernstein et al., 2002)²⁶⁴ demonstrate that complex organic compounds—including aromatic amino acids (Phe, Tyr)—can form upon UV irradiation in cold mixtures (e.g., $H_2O + NH_3 + CH_3OH + PAHs$)²⁶⁵; Synergistic effects of high-energy ions injected by supernova explosions and ultraviolet radiation promote ring-opening of hydrocarbon structures and their recombination with nitrogen- and oxygen-containing molecules.

c. On metal-catalyzed (Fe, Ni, Co) dust surfaces, PAHs undergo transformation: within dust or asteroidal parent bodies, metal oxides (e.g., FeO) catalyze PAH carbon chain cleavage and amino group introduction; reactions with coexisting HCN, NH_3 , CO, and CO_2 yield more complex amino acid precursors²⁶⁶.

14.2 Role of Aromatic Amino Acids in Protein Polymerization and Function

14.2.1 Three primary forms of aromatic amino acids: Phenylalanine $Phe-CH_2-C_6H_5$ highly hydrophobic, stabilizing protein structures via π -stacking; Tyrosine $Tyr-CH_2-C_6H_4-OH$ capable of

²⁶³ 12. Tielens, A. G. G. M. (2008). Interstellar polycyclic aromatic hydrocarbon molecules. *Annual Review of Astronomy and Astrophysics*, 46, 289–337.
<https://doi.org/10.1146/annurev.astro.46.060407.145211>

²⁶⁴ Bernstein, M. P., Dworkin, J. P., et al. (2002). Racemic amino acids from the ultraviolet photolysis of interstellar ice analogs. *Nature*, 416, 401–403.

²⁶⁵ Bernstein, M. P., Dworkin, J. P., et al. (2002). Racemic amino acids from the ultraviolet photolysis of interstellar ice analogs. *Nature*, 416, 401–403.

²⁶⁶ Glavin, D. P., et al. (2010). Amino acid analyses of Antarctic CM2 meteorites using liquid chromatography–fluorescence detection and time-of-flight mass spectrometry. *Meteoritics & Planetary Science*, 45(12), 1948–1972.

forming hydrogen bonds and participating in radical reactions; Tryptophan Trp-CH₂-indole representing the largest aromatic structure, involved in electron transfer and core stabilisation²⁶⁷.

14.2.2 Influence of aromatic amino acids on protein structure: π - π stacking interactions: In lipid-free membrane environments, aromatic residues provide intermolecular stacking forces, aiding the formation of protein aggregates or pre-membrane structures; Construction of hydrophobic cores: Aromatic amino acids tend to cluster inward, driving protein folding and facilitating the formation of enzyme-like structures; Photostability and Radical Scavenging: Tyr and Trp absorb ultraviolet radiation, protecting other structures from damage and potentially catalysing redox reactions.

14.3 How do hydrophobic protein aggregates influence nucleotide chirality selection?

It is the most profound question: do proteins or their precursor structures induce chirality selection (L vs D) in RNA/DNA nucleotides? Hypothesized mechanism: hydrophobicity–chirality coupling

14.3.1 Hydrophobic microenvironments constitute "chiral reaction chambers": Hydrophobic aggregates (predominantly composed of aromatic amino acids) may form "chiral-selective microvesicles"; the inner surfaces of these aggregates may preferentially bind L- or D-form nucleotides, thereby inducing a chiral bias before polymerization²⁶⁸.

14.3.2 π - π stacking induces base orientation towards chiral template formation: aromatic side chains may stack with purine/pyrimidine bases; if the amino acid itself favours an L-conformation (as in Earth's L-amino acids), the template it forms is likely to selectively stabilize D-nucleotides (the chiral form utilized by Earth's RNA).

14.3.3 Asymmetry in Microenvironments and Optical Activity Transfer: Experimental and theoretical studies demonstrate that chiral amino acids can induce chirality selection in surrounding achiral molecules, termed "enantioselection"; if primordial protein aggregates were rich in L-aromatic amino acids, their spatial structure may have "transmitted" a chiral bias to nucleotide polymerization²⁶⁹.

High-abundance polycyclic aromatic hydrocarbons (PAHs) in protoplanetary discs may participate in the formation of complex prebiotic molecules such as aromatic amino acids under conditions of metal catalysis and interstellar ice irradiation. These amino acids establish stable molecular

²⁶⁷ Glavin, D. P., et al. (2010). Amino acid analyses of Antarctic CM2 meteorites using liquid chromatography–fluorescence detection and time-of-flight mass spectrometry. *Meteoritics & Planetary Science*, 45(12), 1948–1972.

²⁶⁸ Soai, K., et al. (1995). Asymmetric autocatalysis and amplification of enantiomeric excess of a chiral molecule. *Nature*, 378(6559), 767–768.

²⁶⁹ Soai, K., et al. (1995). Asymmetric autocatalysis and amplification of enantiomeric excess of a chiral molecule. *Nature*, 378(6559), 767–768.

structures through hydrophobic interactions and π -stacking during protein polymerization, potentially forming chiral-selective microenvironments that induce the formation and enrichment of D-nucleotides in RNA and DNA. This process provides a potential molecular bridge explaining the origin of the chiral bias in Earth's life, establishing a continuum from astrochemistry to biological evolution.

15. The Paradox of the Miller–Urey Extension Experiments: Simulating Earth, Re-enacting the Stellar Disk? The Environmental Mismatch Paradox in Experimental Simulations

In the mid-20th century, Miller and Urey's experiments first demonstrated that organic molecules essential for life could be synthesized via electrical spark discharges in a reducing gas atmosphere, thereby sparking a wave of prebiotic chemical research. Over subsequent decades, numerous "extended Miller–Urey experiments" replicated and expanded upon these conditions under varied physicochemical settings—including high-temperature hydrothermal reactions, interstellar ice irradiation, proton bombardment, and shock wave oscillations—yielding diverse α -amino acid products to varying degrees.

However, a closer examination of the environments simulated in these experiments reveals a significant paradox: although these experiments are regarded as 'simulating the early Earth environment', their chemical and energy conditions more closely correspond to various natural environmental systems within protoplanetary discs. For instance, organic amino acids and their precursors have been detected in meteorite samples (e.g., Murchison, Murray)²⁷⁰. The parent bodies of these meteorites—asteroids or planetesimals rich in ice, organic matter, and transition metals—originated directly from the early protoplanetary disc²⁷¹. Interstellar icy chemistry, simulated in experiments involving the ultraviolet irradiation of ice particles (Muñoz Caro et al., 2002)²⁷², is highly prevalent in cometary nuclei, dust-enveloped icy shells, and cold condensation zones. High-temperature hydrothermal reactions²⁷³, though considered representative of Earth's deep-sea hydrothermal vents, are in fact analogous to aqueous thermal environments within protoplanetary disc planetesimals²⁷⁴. These are driven by radionuclides such as ^{26}Al or ^{60}Fe . For

²⁷⁰ Cronin, J. R., & Moore, C. B. (1971). Amino acid analyses of the Murchison, Allende, and Murray meteorites. *Science*, 172(3990), 1327–1329.

²⁷¹ Engel, M. H., & Nagy, B. (1982). Distribution and enantiomeric composition of amino acids in the Murchison meteorite. *Nature*, 296, 837–840.

²⁷² Muñoz Caro, G. M., et al. (2002). Amino acids from ultraviolet irradiation of interstellar ice analogues. *Nature*, 416, 403–406.

²⁷³ Marshall, W. L. (1994). Hydrothermal synthesis of amino acids. *Origins of Life and Evolution of the Biosphere*, 24, 69–79.

²⁷⁴ Hennet, R. J., et al. (1992). Thermal synthesis of amino acids from ammonia, carbon monoxide, and water. *Origins of Life and Evolution of the Biosphere*, 22, 423–435.

instance, hydrothermal systems within carbonaceous asteroids have been confirmed by terrestrial meteorites²⁷⁵.

More representative are the gas oscillations, high-temperature catalysis, and CO/H₂/NH₃ gas experiments upon which it relies²⁷⁶. From a celestial chemistry perspective, this resembles the inner disc environment of protoplanetary discs rich in carbon-oxygen-reducing gases and transition metal particles. Notably, Yoshino et al. (1971)²⁷⁷ simulated amino acid formation from CO, H₂, and NH₃ under high-temperature catalysis. This process closely mirrors the reaction conditions where Fe and Ni-rich dust accumulates in hot zones of protoplanetary discs. Such high-temperature environments with enriched reducing gases and exposed catalysts were absent on the early Earth's surface.

These 'simulated Earth' experiments have inadvertently replicated the physical-chemical systems of distinct reaction zones within protoplanetary discs: interstellar ice irradiation (outer disc), dust catalysis (middle disc), radioactive hydrothermal environments (planetesimals), and thermodynamic pathways involving gas-metal catalysis (inner disc). Notably, high-energy reaction mechanisms such as proton bombardment and alpha particle irradiation represent energy input pathways common in protoplanetary discs but absent on Earth.

Philosophical and scientific implications: This phenomenon of "experimental environment mismatching with Earth" challenges the traditional narrative that life's chemistry originated indigenously on Earth. Instead, it supports the view that molecular precursors of life formed within cosmic bodies and were delivered to Earth via meteorites or stardust. This conclusion yields the following scientific insights: Experimental paradigm shift: Many experiments should be redefined as "cosmic prebiotic chemistry simulations"; Enhanced Universality of Life: Should these reactions occur widely in protoplanetary disks, the chemical foundations of life exhibit high cosmic universality; A Continuous Path from Dust to Life: The starting point of chemical evolution is not Earth, but rather the foundations laid within stellar protoplanetary disks.

Consequently, we must reassess the philosophical positioning of the Miller–Urey experiments. They are not merely simulations of "Earth's origin of life," but more likely reproductions of the universal conditions for generating life precursors on a cosmic scale. In this sense, the paradox of the "Miller–Urey extension experiments" is not merely a misdirection in experimental design, but a significant revelation: the molecular foundations of life may have been entirely constructed in

²⁷⁵ Shimoyama, A., Harada, K., & Yanai, K. (1979). Amino acids in the Yamato-791198 carbonaceous chondrite from Antarctica. *Nature*, 282, 394–396.

²⁷⁶ Bar-Nun, A., et al. (1970). Shock synthesis of amino acids in simulated primitive environments. *Science*, 168(3935), 470–472.

²⁷⁷ Yoshino, D., et al. (1971). Amino acid synthesis in simulated primitive atmospheres with catalyst. *Nature*, 232, 542–545.

the cosmic environment before planetary formation, with Earth serving as a recipient rather than the sole generator of life. The so-called "Miller–Urey extension experiments" more closely resemble an unconscious re-enactment of chemical pathways within cosmic protoplanetary discs than a direct proof of the origin of life on Earth. The true chemical stage was not the primordial Earth, but an earlier, vaster environment—the protoplanetary disc.

16. Cosmic Precursors of Genetic Systems and Nucleic Acid Formation Mechanisms in the Protoplanetary Disk

16.1 Nucleoside Base Precursors in Interstellar and Protoplanetary Disk Environments

The core molecules of the modern genetic system, RNA and DNA, are both composed of nucleoside bases (such as adenine, uracil, and cytosine). These bases can form their precursors—such as HCN polymers, aminoimidazole molecules, and hydroxymethylpyrimidine—in interstellar ice through multi-step photochemical reactions involving simple molecules like HCN, NH₃, and CH₂O²⁷⁸). Within the cold condensation environment of interstellar ice (<30 K), ultraviolet radiation drives molecular photolysis and radical rearrangement reactions. Simulation experiments confirm that HCN chains can generate compounds such as melamine and 6-aminopurine. In protoplanetary disc conditions, the likelihood of forming purine/pyrimidine frameworks increases as temperatures rise.

16.2 Nucleoside Bases and Ribose Precursors in Meteorites

The Murchison meteorite yielded not only adenine and uracil but also multiple ribose-aldehyde precursors (e.g., ribose-aldehyde, acetyl-ribose), suggesting that these bases could couple with sugars to form the primary stage of nucleoside structures²⁷⁹. Sugars are generally considered difficult to stabilize in interstellar ice or protoplanetary discs. However, recent studies have revealed that via the "formaldehyde+ → aldehyde+ → mineral" pathway (such as the Formose reaction), boron-rich aluminosilicate mineral surfaces can effectively catalyze the formation of C5 sugar skeletons. These can then combine with bases to form the initial structure of nucleosides.

Furthermore, research published by Oba et al. in *Nature Communications* in 2022 detected hexamethylenetetramine (HMT) and its functionalized derivatives²⁸⁰ for the first time in Murchison and other carbonaceous chondrite meteorites. HMT may be regarded as a crucial

²⁷⁸ Oberg, K. I. (2016). Photochemistry and Astrochemistry: Photochemical Pathways to Interstellar Complex Organic Molecules. *Chemical Reviews*, 116(17), 9631–9663.

²⁷⁹ Pizzarello, S., Cooper, G. W., & Flynn, G. J. (2006). The nature and distribution of the organic material in carbonaceous chondrites and interplanetary dust particles. In *Meteorites and the Early Solar System II* (pp. 625–651).

²⁸⁰ Oba, Y., et al. (2022). Extraterrestrial hexamethylenetetramine in meteorites—a precursor of prebiotic chemistry in the interstellar medium. *Nature Communications*, 13, 2004.

precursor molecule for life, hydrolyzing under aqueous conditions to yield key intermediates such as formaldehyde and ammonia. These products are known precursors for the synthesis of amino acids, sugars, and purine bases. This discovery enhances the plausibility of the pathway "interstellar medium → protoplanetary disc → life → → meteorites → life input to Earth", providing key evidence for the cosmic synthesis of nucleosides and their upstream precursors.

16.3 Nucleoside Coupling and Phosphorylation in Asteroid Hydrothermal Systems

²⁸¹Within the warm aqueous environment of parent asteroids, sugars and bases can couple on mineral surfaces to form nucleosides, which further form nucleotides (e.g., AMP, UMP) in the presence of phosphate minerals. Phosphorylation reactions not only provide energy to activate molecules (via high-energy phosphate bonds) but also form the fundamental backbone of RNA chains through ester linkages. Experimental simulations indicate that purine nucleosides, in the presence of Mg^{2++} , can generate small quantities of RNA oligomers (3–10 nucleotides) under conditions of periodic wetting and drying cycles or capillary water flow within rock fissures, suggesting a potential pathway for early "non-enzymatic RNA synthesis".

16.4 Indications of a Protoplanetary Disk Genetic System and Molecular Evolutionary Potential

The diverse array of nucleoside precursors in Murchison and other meteorites suggests that the molecular foundation for constructing genetic information carriers existed within protoplanetary discs. Non-enzymatic autocatalytic polymerization, template-directed replication mechanisms, and replication could establish preliminary information transfer models within planetesimals or humid microenvironments. Isotopic ratios (D/H, ^{15}N enrichment) indicate protoplanetary disc origins, lending significance to the protoplanetary disc genetic system within the "pre-RNA world" concept.

These findings suggest that the fundamental structure of genetic molecules did not originate on Earth, but was progressively generated within the cosmochemical evolutionary system comprising interstellar space, protoplanetary discs, and meteorites. It may constitute the physical evidence foundation for a "universal genetic chemistry of the cosmos and protoplanetary discs".

What ultimately determines the chirality of nucleic acids (e.g., D-ribose + L-base combinations)?

An in-depth exploration of the potential mechanisms by which aromatic carbon structures such as PAHs and fullerenes in protoplanetary discs participate in the synthesis of bases (e.g., purines,

²⁸¹ Ciesla, F. J., & Charnley, S. B. (2006). The physics and chemistry of nebular evolution. In *Meteorites and the Early Solar System II* (pp. 209–230).

pyrimidines) and induce their chiral configuration bias ultimately points to a core question: what are the determining factors for nucleic acid chirality (e.g., the D-ribose + L-base combination)?

17.1 Mechanisms for potential base synthesis from PAHs in protoplanetary discs

17.1.1 PAHs as Carbon Sources or Templates for Base Synthesis: PAHs constitute stable, polycyclic conjugated systems with high cosmic abundance (Tielens, 2008). Under ultraviolet radiation, X-rays, and ion bombardment, they can form aromatic heterocyclic structures containing nitrogen and oxygen heteroatoms. Experiments (Bernstein et al., 2002; Nuevo et al., 2009)²⁸² revealed in interstellar ice simulations that UV irradiation of mixed ice containing PAHs ($\text{H}_2\text{O} + \text{NH}_3 + \text{CH}_4/\text{HCN} + \text{PAHs}$) generates purine/pyrimidine bases, such as adenine, uracil, and xanthine²⁸³.

17.1.2 Reaction pathways for base formation (exemplary): $\text{H}_2\text{O} + \text{NH}_3 + \text{HCN} \rightarrow \rightarrow \text{formamide} \rightarrow$ pyrimidine skeleton PAHs facilitate this process: - acting as catalytic surface templates; - or providing electron-conjugated platforms in radical environments. Fullerene C_{60} may also fracture under high-energy bombardment, yielding five-/six-membered nitrogen-containing rings (pyrrole, pyrimidine), which can generate complex aromatic isomers on icy or dusty surfaces, approximating modern base skeletons.

17.2 Potential influence of PAHs and fullerenes on base chirality in protoplanetary discs

17.2.1 Asymmetric adsorption sites on PAH surfaces inducing base configuration bias: PAHs themselves are achiral (²⁸⁴), but when forming asymmetric coordination complexes with metal cations (e.g., Fe^+ , Ni^+) or on dust particles (e.g., silicates), they create chiral microenvironments; This chiral environment can selectively adsorb or stabilise a specific configuration of base precursors, analogous to how chiral catalysts induce enantiomers.

17.2.2 Fullerenes and curved carbon structures (Curved PAHs) are more likely to induce chirality: Curved π systems (e.g., C_{70} , C_{60}^+) guide neighbouring molecules to stack in specific orientations when forming π - π complexes; Experiments reveal that chiral fullerene adducts interacting with asymmetric ligands (e.g., aromatic amines) stabilise specific chiral base intermediates; such structures may further selectively stabilise nucleosides (base-+ -sugar complexes) with particular configurations through π -stacking and hydrophobic interactions.

²⁸² Bernstein, M. P., et al. (2002). Racemic amino acids from UV photolysis of interstellar ice analogs. *Nature*, 416(6879), 401–403.

²⁸³ Nuevo, M., Milam, S. N., & Sandford, S. A. (2012). Nucleobases and Precursor Molecules in Carbonaceous Chondrites. *Astrobiology*, 12(4), 295–314.

²⁸⁴ Tielens, A. G. G. M. (2008). Interstellar Polycyclic Aromatic Hydrocarbons. *Annual Review of Astronomy and Astrophysics*, 46, 289–337.

17.3 What might be the ultimate determinant of nucleic acid chirality (D-ribose, L-bases) in protoplanetary discs?

17.3.1 Three potential determining mechanisms: Mineral surface induction: Chiral minerals (e.g., orthorhombic calcium carbonate) may selectively adsorb L or D enantiomers (Hazen et al., 2001), providing the earliest chiral bias templates; Aromatic protein/peptide aggregate templates: Hydrophobic pockets formed by PAH-derived aromatic amino acids preferentially bind D-glycosides, offering molecular-level selectivity amenable to amplification; Autocatalytic asymmetric reactions: Initial minute biases could be amplified via chain reactions (e.g., Soai reaction) without complex enzymes, feasible in early systems²⁸⁵.

17.3.2 Most probable synthetic mechanism: Within protoplanetary discs, "nucleic acid chirality is determined by a combination of asymmetric physical/chemical factors, including mineral template induction within planetesimals, aromatic/hydrophobic microenvironment selection, followed by amplification via autocatalytic mechanisms". Within the protoplanetary disc, this selection likely first occurs at interfaces rich in polycyclic aromatic hydrocarbons (PAHs) and metals/dust, progressively amplifying the combination of D-ribose and L-bases in environments abundant in L-amino acids²⁸⁶.

Polycyclic aromatic hydrocarbons (PAHs) and fullerenes within protoplanetary discs not only provide stable, abundant aromatic carbon sources but also establish asymmetric chemical microenvironments within dust particles or icy layers through mechanisms such as π - π stacking, metal coordination, and surface-induced effects. These environments may selectively stabilize specific enantiomers of purine/pyrimidine bases. When combined with hydrophobic aromatic protein templates and mineral surface adsorption mechanisms, this chiral bias may have progressively amplified within early prebiotic chemical systems, providing a molecular origin basis for the universal D-ribose and L-amino acids found in terrestrial life.

18. Cosmic Origins of RNA and Precursors to Genetic Systems

18.1 Beyond Amino Acids

Although amino acids were crucial components of early biochemistry, the emergence of genetic systems required the formation of nucleoside bases, ribose, and phosphate groups, which then polymerized into information polymers like RNA. Understanding RNA's chemical origins necessitates exploring synthetic pathways applicable not only to early Earth but also to pre-

²⁸⁵ Soai, K., et al. (1995). Asymmetric autocatalysis and amplification of enantiomeric excess of a chiral molecule. *Nature*, 378, 767–768.

²⁸⁶ Hazen, R. M., et al. (2001). Selective adsorption of L- and D-amino acids on calcite. *PNAS*, 98(10), 5487–5490.

planetary environments. Increasing evidence suggests that fundamental RNA precursors may have originated from the same astrochemical environments as amino acids.

18.2 Astronomical observations and meteorite analyses reveal the presence of multiple compounds related to nucleobases in interstellar space: Formamide (HCONH₂): A key intermediate in nucleobase formation, detected in interstellar ice and comets; cyanides (HCN, CN⁻): abundantly present in molecular clouds, capable of generating bases such as adenine via condensation reactions²⁸⁷; purine and pyrimidine derivatives: including uracil, xanthine, and hypoxanthine, detected in Murchison and other carbonaceous chondrites²⁸⁸. These findings support the notion that prebiotic bases could be synthesized under abiotic conditions in outer space and delivered to planetary surfaces via meteorites or dust.

18.3 Experimental simulations of interstellar and protoplanetary chemistry

Multiple experimental studies have successfully replicated nucleoside base synthesis under laboratory conditions mimicking interstellar or protoplanetary disc environments: ultraviolet irradiation of formamide or HCN ice layers generates purine and pyrimidine ring structures²⁸⁹; radiation-driven reactions form base precursors in simulated interstellar ice-dust environments; Mineral catalytic mechanisms (e.g., montmorillonite) enhance yields and promote selective adsorption of specific bases²⁹⁰. These findings align with amino acid formation pathways, further supporting the notion that bases and amino acids share a typical origin environment²⁹¹.

18.4 Ribose Formation and Phosphorylation Challenges

The synthesis of the ribose sugar backbone in RNA is more complex than that of the bases. Although the formaldehyde condensation reaction (Formose reaction) has been proposed as a pathway for ribose generation, it typically yields mixtures of multiple sugars. Recent findings indicate that mineral environments, such as those containing borates, can stabilize the ribose structure, preventing its degradation. Phosphate sources are limited in cosmic abundance but can adsorb onto mineral surfaces. Phosphorylation reactions have been achieved experimentally

²⁸⁷ Furukawa, Y., Sekine, T., Oba, M., Kakegawa, T., & Kobayashi, K. (2015). Biomolecule formation in shocked cyanide solutions. *Scientific Reports*, 5, 15738. <https://doi.org/10.1038/srep15738>

²⁸⁸ Callahan, M. P., Smith, K. E., Cleaves, H. J., Ruzicka, J., Stern, J. C., Glavin, D. P., ... & Dworkin, J. P. (2011). Carbonaceous meteorites contain a wide range of extraterrestrial nucleobases. *PNAS*, 108(34), 13995–13998. <https://doi.org/10.1073/pnas.1106493108>

²⁸⁹ Saladino, R., Crestini, C., Ciciriello, F., Costanzo, G., & Di Mauro, E. (2005). Formamide chemistry and the origin of informational polymers. *Chemistry – A European Journal*, 11(11), 3203–3211. <https://doi.org/10.1002/chem.200401178>

²⁹⁰ Becker, S., Thoma, I., Deutsch, A., Gehrke, T., Mayer, P., Zipse, H., & Carell, T. (2016). A high-yielding, strictly regioselective prebiotic purine nucleoside formation pathway. *Science*, 352(6287), 833–836. <https://doi.org/10.1126/science.aad6048>

²⁹¹ Muñoz Caro, G. M., et al. (2002). Amino acids from ultraviolet irradiation of interstellar ice analogues. *Nature*, 416(6879), 403–406. <https://doi.org/10.1038/416403a>

through heating, urea derivatives, or nitrogen-containing phosphorating reagents²⁹², conditions feasible within protoplanetary discs or planetesimals.

18.5 Preliminary assembly of RNA-like structures in protoplanetary discs

The co-presence of bases, sugar precursors, and phosphate sources has been detected in meteorite samples, suggesting that RNA precursors may undergo partial polymerization within the following cosmic microenvironments: hydrated mineral pores within planetesimals; ice particle surfaces under ultraviolet radiation or heating/cooling cycles; transient liquid water zones within protoplanetary discs or locally molten environments created by impacts²⁹³. Although achieving complete RNA chain polymerization under natural conditions remains challenging, the cosmic synthesis of these RNA precursors significantly lowers the threshold for subsequent polymerization on Earth.

18.6 The Origin and Distributional Significance of the Genetic System

Suppose RNA precursors indeed originate from protoplanetary discs. In that case, this implies that the fundamental building blocks of genetic systems are not Earth-specific, but rather naturally occurring chemical structures throughout the cosmos. This perspective supports the "cosmic seeding" model, which posits that the chemical building blocks necessary for life were already present during the early stages of planetary formation. This continuity from disc chemistry to biological genetic function suggests that the genetic basis of life may be a natural product of disc-level chemical evolution, possessing universality across numerous planetary systems within the Milky Way.

19. Hemolithin: A Key Component Linking Protoplanetary Disk Chemistry and Early Life Metabolism

19.1 Protein Discovery in Meteorites: New Evidence for Cosmic Chemistry

In the Acfer 086 meteorite discovered in 1990, a collaborative team of scientists from Harvard University, PLEX Corporation, and Bruker Scientific reported the discovery of a complete protein structure previously unobserved on Earth, named Hemolithin²⁹⁴. It exhibits the following unique characteristics: Primarily composed of glycine, the simplest known amino acid; Protein terminals feature regularly arranged Fe, O, and Li atomic structures; Iron oxide clusters at the protein tip possess photon-absorbing capabilities, enabling photosynthesis-like energy dissociation

²⁹² Pasek, M. A., & Kee, T. P. (2011). Phosphorus chemistry and the origin of life. *Chemistry & Biodiversity*, 8(1), 57–70. <https://doi.org/10.1002/cbdv.201000008>

²⁹³ Powner, M. W., Gerland, B., & Sutherland, J. D. (2009). Synthesis of activated pyrimidine ribonucleotides in prebiotically plausible conditions. *Nature*, 459(7244), 239–242. <https://doi.org/10.1038/nature08013>

²⁹⁴ Das, S., et al. (2020). "Possible proteinaceous compound in the Acfer 086 meteorite." arXiv preprint, arXiv:2002.11688.

reactions (e.g., water splitting into H₂ and O₂); This structure has never been observed on Earth but recurs in multiple carbonaceous chondrite meteorites, including the Allende meteorite.

²⁹⁵**19.2 Potential Functions of Hemolithin: A Bridge from Metabolism to the RNA World**

19.2.1 Primordial metabolic initiator: Hemolithin may absorb photons via ferrocene clusters to catalyze water splitting, generating hydrogen and oxygen. It serves as a primary energy source for chemotrophic microorganisms in environments deprived of light. It may constitute substantial support for the "metabolic primacy model", wherein metabolic mechanisms predate the origin of RNA or DNA genetic systems²⁹⁶.

19.2.2 Scavenger of the RNA world: Hemolithin may participate in removing by-product water molecules during RNA synthesis, facilitating phosphodiester bond formation. Its surface electronic structure may serve as an energy relay for RNA chain polymerization while stabilizing the local polymerization microenvironment²⁹⁷.

19.2.3 Anchoring agent in the F–S world: its iron content reacts with sulphides to guide the formation of iron-sulphur clusters²⁹⁸, anchoring early metabolic units in the "iron–sulphur world hypothesis"²⁹⁹; its lithium content may regulate electron density and reactivity, providing stability for primitive electron transport chains in anaerobic environments.

19.2.4 Connections to electrotrophic bacteria: Its structure resembles the ferritin-like electron transfer system in modern electrotrophs; it serves as a chemical fossil for understanding the transition from non-biological electrocatalysis to primordial microbial electron metabolism.

19.3 Chemical evolutionary sites originating within planetesimals: Iron, lithium, and glycine could coexist via Strecker reactions with metal catalysis within protoplanetary discs³⁰⁰; Radioactive decay of ²⁶Al and ⁶⁰Fe within planetesimals provides a sustained heat source, maintaining aqueous environments and localised melting³⁰¹, creating thermochemical conditions

²⁹⁵ Trigo-Rodriguez, J. M., et al. (2021). "Carbonaceous meteorites as reservoirs of prebiotic molecules." *Life*, 11(4), 331.

²⁹⁶ Preiner, M., et al. (2020). "The future of origin of life research: bridging decades-old divisions." *Life*, 10(3), 20.

²⁹⁷ Kitadai, N., & Maruyama, S. (2018). "Origins of building blocks of life: A review." *Geoscience Frontiers*, 9(4), 1117–1153.

²⁹⁸ Nitschke, W., & Russell, M. J. (2013). "Beating the acetyl coenzyme A pathway to the origin of life." *Philosophical Transactions of the Royal Society B: Biological Sciences*, 368(1622), 20120258.

²⁹⁹ Russell, M. J., & Martin, W. (2004). The rocky roots of the acetyl-CoA pathway. *Trends in Biochemical Sciences*, 29(7), 358–363.

³⁰⁰ Barge, L. M., et al. (2019). "Redox and pH gradients drive amino acid synthesis in iron mineral reactors." *Science Advances*, 5(4), eaav5610.

³⁰¹ Martin, W., et al. (2008). "Hydrothermal vents and the origin of life." *Nature Reviews Microbiology*, 6(11), 805–814.

for Hemolithin synthesis³⁰² ; planetesimal impacts and protoplanetary disc migration mechanisms may have disseminated Hemolithin as "seeded organic structures" across multiple planetary systems.

Hemolithin is not merely a peculiar organic structure in meteorites; it may represent a primordial protein template with energy-releasing capabilities, providing energy, structural support, and electron transfer functions before RNA polymerization and during the early establishment of metabolic mechanisms. This protein could also serve as a "molecular fossil" for modern ferro-oxygenase, photocatalytic clusters, and metal enzyme centres.

20. The Birth and Evolution of Protoplanetary Disk Life in Relation to Quantum Mechanics

Quantum mechanics exhibits multifaceted connections with the origin and evolution of protoplanetary disc life. Each link in the chain—"nuclear decay (\rightarrow), charged particle/ γ transport and deposition (\rightarrow), ultrafast excitation/solvation in media (\rightarrow), chemical reaction branching (radiolysis/tunnelling/spin chemistry) ³⁰³ \rightarrow Prebiotic chemical networks", each link carries distinct quantum physical and quantum chemical mechanisms; a few of these mechanisms also extend into what is commonly termed "quantum biology" (primarily referring to the sensitivity of spin-related reactions to weak magnetic fields, etc.).

20.1 Quantum Physics: Nuclear Decay and the Quantum Nature of Particle Behaviour

20.1.1 Alpha decay is fundamentally quantum tunnelling: alpha clusters escape by traversing the Coulomb potential barrier; quantum tunnelling through the nuclear potential barrier (Gamow theory). For instance, the alpha decay half-life of ^{238}U (4.47 billion years) is directly determined by the probability of barrier penetration.

20.1.2 Beta decay is governed by the weak interaction; gamma radiation is emitted via nuclear energy level transitions. The atomic mass deficit $\Delta E = \Delta mc^2$ constitutes the fundamental source of energy for all subsequent heating/chemical processes³⁰⁴. For instance, the neutron \rightarrow proton + $e^- + \bar{\nu}_e$ process involves: W boson exchange (quantum field theory); chiral symmetry breaking (left-handed neutrinos); the β^- decay of ^{40}K (89% branch) exemplifies this. Radioactive elements (particularly ^{40}K) constitute significant contributors to thermal sources within small celestial bodies.

³⁰² Mojzsis, S. J., et al. (2001). "Oxygen-isotope evidence from ancient zircons for liquid water at the Earth's surface 4,300 million years ago." *Nature*, 409(6817), 178–181.

³⁰³ Rugel, G.; Faestermann, T.; Knie, K.; et al. (2009). "New Measurement of the ^{60}Fe Half-Life." *Phys. Rev. Lett.* 103(7): 072502. <https://doi.org/10.1103/PhysRevLett.103.072502>

³⁰⁴ Rugel, G.; Faestermann, T.; Knie, K.; et al. (2009). "New Measurement of the ^{60}Fe Half-Life." *Phys. Rev. Lett.* 103(7): 072502. <https://doi.org/10.1103/PhysRevLett.103.072502>

20.1.3 Quantum decoherence of nuclear excited states: α/β /secondary electrons deposit energy through ionization and excitation in ice/water/minerals³⁰⁵, theoretically described by quantum scattering cross-sections and $-dE/dx$ (Bethe–Bloch/path structure)³⁰⁶; this step "grounds" nuclear energy as local heat and excitation. Energy deposited into water is quantified by the G value and kinetic network (predominantly thermalized within picoseconds to microseconds³⁰⁷, with a minor fraction temporarily stored as chemical potentials in H₂, H₂O₂, etc.). For instance, in the electron capture (EC) decay of ⁵³Mn, the nuclear excited state (~5.4 keV) de-excites via internal conversion electron or X-ray emission, a process governed by Fermi's golden rule transition probability³⁰⁸.

20.2 Molecular/Condensed Matter Ultrafast Processes (Quantum Chemistry)

20.2.1 The "photostability" of nucleosides depends on non-adiabatic transitions at conical intersections: after excitation, they rapidly return to the ground state within picoseconds, reducing photodamage probability. It is a classic quantum chemical/non-adiabatic kinetic effect, equally significant in ice/solvent environments³⁰⁹. In ice/minerals, the quantum behaviour of condensed-matter excitations, such as excitons/defect states/polaritons, also plays a role, determining how energy propagates through the medium and triggers chemical reactions³¹⁰. HCN polymerization (forming purine/pyrimidine bases).

20.2.2 Hypotheses and conjectures regarding NH₃ in protoplanetary discs: Why are ancient and present-day Earths rich in N₂, whilst protoplanetary discs contain almost no N₂ in either gaseous or icy phases?

Within the protoplanetary disc (and planetesimals), due to the ionizing radiation ($\alpha/\beta/\gamma$ or heavy ions) from cosmic rays and their isotopes acting upon nitrogen- and hydrogen-containing mixtures, coupled with the disc's abundance of transition metals and other catalytic metals, the most reliable targets for "bombardment/radiolysis" to generate NH₃ primarily fall into two categories:

³⁰⁵ Davis, A.M. (2022). "Short-Lived Nuclides in the Early Solar System: Abundances, Origins, and Applications." *Annual Review of Nuclear and Particle Science* 72(1): 339–363. <https://doi.org/10.1146/annurev-nucl-010722-074615>

³⁰⁶ Groom, D.E.; Klein, S.R. (2024). "Passage of Particles Through Matter." *Review of Particle Physics*, *Phys. Rev. D* 110: 030001.

³⁰⁷ Elliot, A.J.; Bartels, D.M. (2009). The Reaction Set, Rate Constants and g-Values for the Simulation of the Radiolysis of Light Water over the Range 20–350 °C Based on Information Available in 2008. AECL Report No.

³⁰⁸ Jay-Gerin, J.-P. (2025). "Fundamentals of Water Radiolysis." *Radiation* 5(1): 38

³⁰⁹ Hudson, R.L.; Moore, M.H. (1999). "Laboratory Studies of the Formation of Methanol and Other Organic Molecules by Water + Carbon Monoxide Radiolysis: Relevance to Comets, Icy Satellites, and Interstellar Ices." *Icarus* 140(2): 451–461. <https://doi.org/10.1006/icar.1999.6144>

³¹⁰ Hudson, R.L.; Moore, M.H. (2001). "Radiation Chemical Alterations in Solar System Ices: An Overview." *J. Geophys. Res.: Planets* 106(E12): 33275–33284. <https://doi.org/10.1029/2000JE001299>

The $\text{N}_2 + \text{H}_2\text{O}$ (ice/liquid phase) system: ionizing radiation first radiolytically decomposes water to yield potent reducing agents (dissolved electrons e^-_{aq} , $\text{H}\cdot$). These reactive species can progressively reduce N_2 to NH_3 (via intermediates such as N_2^- , N_2H , N_2H_2 , N_2H_4 , etc.). Recent γ -ray "radiocatalysis" experiments confirm that, in the presence of metal catalysts such as Ru, ammonia can be synthesized directly from $\text{N}_2 + \text{H}_2\text{O}$ under ambient to moderately pressurized conditions, achieving NH_3 concentrations in the millimolar range. The core mechanism involves e^-_{aq} generated by water radiolysis driving N_2 activation and hydrogenation. This pathway has classical validation: γ -radiolysis experiments in the 1960s already yielded NH_3 from N_2 and H_2O ³¹¹. Protoplanetary disks rich in H_2 (H_2 , hydrogen-containing organics, or reductive species from water radiolysis) and/or metal mineral surfaces favour the reductive pathway³¹². In the $\text{N}_2 + \text{H}_2$ (gas phase) system, pure gas-phase N_2/H_2 slowly generates NH_3 under Co-60 γ -ray irradiation³¹³; the yield increases linearly with absorbed dose³¹⁴ and exhibits measurable dependence on N_2 and H_2 partial pressures (representing a "radiolysis-mediated" ammonia synthesis pathway).

Thus, it may be stated that within protoplanetary discs and their planetary disc planetesimals, gamma-ray photolysis or gamma-radiation catalysis induced by cosmic and solar radiation alongside gamma rays emitted by isotopes leads to the production of NH_3 – the product of the Haber experiment – through bombardment by cosmic and solar radiation and isotopes. This process fills the protoplanetary disc with NH_3 rather than N_2 . It fully reflects the radiation environment within the protoplanetary disc and planetary disc, as well as planetesimals, which is entirely distinct from that on Earth. I shall elaborate on this in greater detail in the subsequent chapter, "The 'Radiation-Metabolism Coupling' and 'Radiation-Metabolism Coevolution' Hypotheses Regarding the Origin of Life".

20.2.3 Reaction Pathways and Cryogenic Chemistry (Tunnelling/Surface Reactions): Upon 10–30 K ice in the protoplanetary disc, numerous pivotal hydrogenation reactions are propelled by quantum tunnelling of protons/hydrogen atoms³¹⁵. Examples include the $\text{CO} \rightarrow \text{H}_2\text{CO} \rightarrow$ and

³¹¹ Getoff, N. (1966). Radiation-induced Synthesis of Ammonia from Nitrogen and Water. *Nature* 210: 940–941. DOI: 10.1038/210940a0.

³¹² Mu, B.-S.; Zhu, Y.; Zou, Z. et al. (2024). Radiocatalytic ammonia synthesis from nitrogen and water. *National Science Review* 11(11): nwae302 (article number). DOI: 10.1093/nsr/nwae302.

³¹³ Cheek, C. H.; Linnenbom, V. J. (1958). The Radiation-induced Formation of Ammonia. *The Journal of Physical Chemistry* 62(12): 1475–1479. DOI: 10.1021/j150570a002.

³¹⁴ Morrison, S. S.; Hubbard, L. R.; Allen, C. J. et al. (2022). Gamma Driven Catalysis of Ammonia. PNNL Technical Report PNNL-33653, 32 pp.

³¹⁵ Inissale, M.; Fedoseev, G.; Congiu, E.; et al. (2016). "Hydrogenation of CO-bearing Species on Grains." *Monthly Notices of the Royal Astronomical Society* 458(3): 2953–2961.

CH₃OH sequence³¹⁶. These represent the "adiabatic" prebiotic chemical key steps³¹⁷. Alpha particle bombardment may induce proton tunnelling ($H \rightarrow ^+$, hopping within enzyme precursor molecules), potentially accelerating primordial metabolic reactions.

20.3 Quantum Biology: Spin Chemistry and Weak Magnetic Field Sensitivity (Bridges to Quantum Biology)³¹⁸

20.3.1 Radical Pair Mechanism: Short-lived radical pairs generated by radiolysis and photochemistry undergo coherent spin exchange between singlet and triplet states, yielding products potentially sensitive to geomagnetic fields (~50 μ T). This spin dynamics, governed by quantum-coherent hyperfine coupling, has been employed to explain avian magnetoreception. In prebiotic environments, it implies that (weak) magnetic fields and isotopic nuclear spins may fine-tune branching ratios of certain radical reactions, thereby influencing the spectrum of organic products.

20.3.2 Electron/Proton Transfer Networks (Marcus Framework): At the interface between Fe–S minerals/clusters and organic ligands, the rate and directionality of electron transfer can be characterized by Marcus theory (recombination energy, driving force, electron coupling)³¹⁹, determining the "impedance matching" of prebiotic redox networks. It represents a classic paradigm coupling quantum and statistical perspectives.

20.4 Key Implications for "Life's Origin and Evolution"

Energy budget: Quantum processes at the nuclear level provide energy³²⁰; quantum deposition and thermalization at the condensed matter level determine the "available" power density³²¹. A small fraction of energy is "refrigerated" within chemical bonds (e.g., H₂, H₂O₂) for subsequent chemical energy utilization³²².

Reaction Accessibility: Tunnelling opens pathways at low temperatures (e.g., methanol precursor synthesis); Non-adiabatic ultrafast relaxation enhances photostability of key biomolecules

³¹⁶ Watanabe, N.; Kouchi, A. (2002). "Efficient Formation of Formaldehyde and Methanol by the Addition of Hydrogen Atoms to CO in H₂O–CO Ice at 10 K." *Astrophys. J.* 571(2): L173–L176. <https://doi.org/10.1086/341412>

³¹⁷ Fuchs, G.W.; Cuppen, H.M.; Ioppolo, S.; et al. (2009). "Hydrogenation Reactions in Interstellar CO Ice Analogues." *A&A* 505: 629–639.

³¹⁸ Hore, P.J.; Mouritsen, H. (2016). "The Radical-Pair Mechanism of Magnetoreception." *Annu. Rev. Biophys.* 45: 299–344.

³¹⁹ Ritz, T.; Thalau, P.; et al. (2004). "Resonance Effects Indicate a Radical-Pair Mechanism in Avian Magnetoreception." *Nature* 429: 177–180.

³²⁰ McDonough, W.F.; Sun, S.-s. (2020). "Radiogenic Power and Geoneutrino Luminosity of the Earth." *Geochem. Geophys. Geosyst.* 21(7): e2019GC008865. <https://doi.org/10.1029/2019GC008865>

³²¹ Carlson, R.W.; Johnson, R.E.; Anderson, M.S. (1999). "Hydrogen Peroxide on the Surface of Europa." *Science* 283(5410): 2062–2064.

³²² Teolis, B.D.; et al. (2017). "Water Ice Radiolysis: Synthesis of O₂, H₂ and H₂O₂ and Implications for Icy Worlds." *J. Geophys. Res.: Planets* 122:

(facilitating accumulation); Spin chemistry may fine-tune product selectivity in weak fields. Network Directionality: Electron transfer between mineral/metal centres and organisms follows Marcus rules, determining which pathways are more "favourable" and influencing the sustainability of premetabolic prototypes.

In summary, the isotope decay–radiolysis–prebiochemistry chain³²³ is founded end-to-end upon quantum principles; yet "quantum biology" typically denotes quantum effects within living systems (e.g., radical-induced magnetic sensing). For the prebiotic stage, it is more apt to state that quantum physical/chemical mechanisms determine energy deposition, reaction pathways, and selectivity, thereby establishing boundary conditions and preferences for life's origin³²⁴.

(iii) Source of life's energy: $F=ma$ and $\Delta E = \Delta m \times c^2$

Dust within protoplanetary discs undergoes continuous dynamic motion. Dust particles interact with one another while being influenced by the disc's overall physical and chemical conditions, which vary due to differences in particle mass, density, and inherent physicochemical properties. Protoplanetary disc dust is subjected to diverse cosmic and protosolar radiation, including but not limited to infrared, visible light, ultraviolet, X-rays, gamma rays, and alpha and beta rays from isotopes. Consequently, the birth of life within the protoplanetary disc—its intricate physicochemical transformations—can be quantified, and this quantification is reproducible. This quantification differs from the crude descriptions of volcanic eruptions, celestial lightning, deep-sea hydrothermal vents, and so-called 'black smokers' on ancient Earth. The energy source for life can be broadly described by two equations: $F=ma$ and $\Delta E = \Delta m \times c^2$. These equations are not merely simplistic descriptions of physical phenomena; they also provide profoundly insightful interpretations of the origin of life.

1. $F=ma$ on the protoplanetary disc

Mechanical-Chemical Coupling in Dust Collisions within Protoplanetary Discs:

From $F=ma$ to Prebiotic Chemistry: This paper systematically summarizes the kinetic factors governing dust particle collisions in protoplanetary discs alongside their chemical consequences (mechanochemistry, radicals, and plasma). It provides applicable equations and illustrative examples³²⁵.

³²³ Dauphas, N.; Chaussidon, M. (2011). "A Perspective from Extinct Radionuclides on a Young Stellar Object: The Sun and Its Accretion Disk." *Annu. Rev. Earth Planet. Sci.* 39(1): 351–386. <https://doi.org/10.1146/annurev-earth-040610-133428>

³²⁴ Lichtenberg, T.; Golabek, G.J.; Burn, R.; et al. (2019). "A Water Budget Dichotomy of Rocky Protoplanets from ^{26}Al -powered Heating." *Nature Astronomy* 3: 307–313.

³²⁵ Becker, T. et al. (2024). Tribocharged solids in protoplanetary discs: internal and external discharge time-scales, *MNRAS* 533, 413–422.

1.1 Physical Framework and Variables

- Mass: $m = (4/3)\pi\rho r^3$; ρ (density) for silicates typically taken as $3000 \text{ kg}\cdot\text{m}^3/\text{m}^3$; ³²⁶.

Peak deceleration: $a_{(\text{max})} \approx v_{(\text{rel})}^2/(2\delta)$; (where a is contact radius, material-dependent). Note: δ denotes contact compression displacement ($\sim 10^{-9}$ – 10^{-6} m), $v_{(\text{rel})}$ is relative velocity, and r is particle radius.

Peak force: $F_{(\text{max})} \approx mv_{(\text{rel})}^2/(2\delta)$; Relative velocity: $v_{(\text{rel})}$: Induced by turbulence, differential drift and gas drag, typically 10^{-9} m/s to 10^{-6} m/s (spanning mild adhesion to violent fragmentation).

- Compression displacement (contact flattening scale): δ ; nanometre–micrometre scale (10^{-9} – 10^{-6} m)³²⁷.
- Effective curvature: R^* ; collision of two spheres of equal radius r , $R^* = r/2$.
- Effective elastic modulus: E^* ; given by two materials E , ν as $E^* = [(1-\nu_1^2)/E_1 + (1-\nu_2^2)/E_2]^{-1}$, with silicate approximated as 50 GPa ³²⁸.

1.2 $F = ma$ and impact dimension ($F=ma$ and three core quantities)

Peak acceleration: $a_{\text{max}} \approx v_{\text{rel}}^2 / (2\delta)$

Peak force: $F_{\text{max}} \approx m v_{\text{rel}}^2 / (2\delta) = m \cdot a_{(\text{max})}$ ³²⁹

Kinetic energy (reduced mass μ): $E_k = \frac{1}{2} \mu v_{\text{rel}}^2$ (for identical particles, $\mu = m/2$)³³⁰

Momentum and impulse: $J = \int F dt \approx \mu \cdot \Delta v$; Contact time $t(c)$. See Hertz approximation³³¹.

Upper limit of body temperature rise (if all kinetic energy is converted to heat): $\Delta T_{\text{max}} \approx v_{\text{rel}}^2 / (2c_p)$, where for silicate $c_p \approx 800 \text{ J}\cdot\text{kg}^{-1}\cdot\text{K}^{-1}$.

Typical parameters: $\rho(\text{silicate}) \approx 3000 \text{ kg}\cdot\text{m}^3/\text{m}^3$; r : μm – cm ; $v_{(\text{rel})}$: 10^{-2} – $10 \text{ m}\cdot\text{s}^{-1}$ (from turbulence, drift and differential speed); δ : 10^{-9} – 10^{-6} m; contact time $\sim \mu\text{s}$; volume heating is typically negligible, but flash heating and high shear may occur in the contact zone.

1.3 Hertz contact approximation and impact timescale

³²⁶ Balduin, T. et al. (2023). Size-dependent charging of dust particles in protoplanetary discs, A&A 679, A101.

³²⁷ Blum, J., & Wurm, G. (2008). The Growth Mechanisms of Macroscopic Bodies in Protoplanetary Disks. A&A 46, 21–56.

³²⁸ Güttler, C., et al. (2010). The outcome of protoplanetary dust growth... I. Mapping the zoo of laboratory collision experiments. A&A 513, A56.

³²⁹ Stronge, W.J. (2000/2018). Impact Mechanics, Cambridge Univ. Press

³³⁰ Ormel, C.W.; Cuzzi, J.N. (2007). Closed-form expressions for particle relative velocities induced by turbulence, A&A 466, 413–420

³³¹ Jungmann, F., et al. (2021). Observation of bottom-up formation for charged grain aggregates. A&A 649, A72.

Contact radius: $a = (3 F R^* / 4 E^*)^{1/3}$ ³³²

Peak contact pressure: $p_o = 3F / (2\pi a^2)$

Displacement-contact radius relationship: $\delta \approx a^2 / R^*$ ³³³

Impact duration (empirical approximation): $t_c \approx C \cdot (m_{\text{eff}})^2 / (R^* E^{*2} v_{\text{rel}}))^{1/5}$, $C \approx 2.9$, $m_{\text{eff}} \approx \mu$

Note: The above represents the dimensional relationships for elastic contact; when plastic/brittle fracture occurs, the values of a , p_o , and t_c will deviate, but the order-of-magnitude assessment remains valid³³⁴.

1.4 The Causal Chain from Mechanics to Chemistry

From Mechanics to Chemistry: Three-Stage Velocity–Particle Size Effect Spectrum

1.4.1 Low-velocity/microparticles: Bonding/sintering, slight compaction, minimal fragmentation; surface fluctuations → expose fresh active sites. Chemistry: Rapid surface area growth; low-coordination sites exposed in Fe–S/ metal oxides ↑ ; microporous networks facilitate water/ice film microreactors; supports prebiotic processes like FTT/CO hydrogenation.

1.4.2 Medium-speed/millimetre scale: Bouncing/compaction/partial fragmentation ("bounce barrier"); contact point pressures (ppp) reaching hundreds of MPa–GPa. Chemistry: Coexistence of mechanochemistry (bond breaking/defects, E'/F centres) and triboelectricity; ice/organic ice: generation of $H\cdot$, $OH\cdot$, H_2 , H_2O_2 and other radiolysis-induced homologous radicals (synergizing with radiochemistry). PAHs/Organics: Dehydrogenation/cationization/oligomerization; Fe–S: Cracking exposes Fe^{2+}/Fe^{3+} and sulphur radical sites, promoting surface reactions of $CO/CO_2 \rightarrow$ organics. Charged dust enhances discharge/microplasma probability, further driving precursor formation (CN/HCN/ NO_x , etc.).

1.4.3 High-velocity/millimetre–centimetre scale: Severe fragmentation/jeting, contact pressures reaching GPa; bulk heating remains low, but flash temperatures in contact zones+ exhibit pronounced high shear. Chemistry: Surface area of newly formed debris increases dramatically →, causing a leap in catalytic site density; Mechanistic chemical chain reactions: Free radicals generated by fragmentation undergo secondary reactions within micro-pores/films, promoting methylation, carbonylation, alcoholation, etc.; Volatile re-evaporation: Trapped CO , CO_2 , H_2 , CH_4 desorb, replenishing gas-solid phase reactions.

³³² Lacks, D.J.; Sankaran, R.M. (2011). Contact electrification of insulating materials, J. Phys. D 44, 453001

³³³ Johnson, K. L. (1985). Contact Mechanics. Cambridge Univ. Press.

³³⁴ Popov, V. L. Handbook of Contact Mechanics.

Note: Particle-particle collisions alone are insufficient to achieve "globule melting" (which requires larger-scale energy sources, such as intra-disk shock waves or lightning); however, collisions prepare reactive species and structures, coupling with radiative/photochemical drivers.

1.5 Net effects and impacts on prebiotic chemistry

1.5.1 Structural Effects: Crushing + Compaction → Hierarchical pore formation and "microchamber" creation, enhancing reactant enrichment and selectivity, and improving diffusion-retention equilibrium³³⁵. GPa-level contact pressures + Microsecond-scale shear → Lattice defects, bond breakage, and active site exposure (e.g., E'/F centres)³³⁶.

1.5.2 Surface Chemistry: Freshly Exposed Surfaces and Defects → Low-coordination metal/sulphur sites, enhancing reaction rates for FTT, CO/CO₂ reduction, nitration/sulphidation pathways.

1.5.3 Radical/Plasma Coupling: Mechanochemistry + Triboelectricity → Parallel radical and electrochemistry³³⁷, generating key precursors like HCN, H₂O₂, peroxy radicals³³⁸. Mechanochemistry: Generation of radicals including H·, ·OH, H₂, H₂O₂ on ice/organic ice surfaces³³⁹; dehydrogenation/ionization/polymerization of PAHs³⁴⁰. Friction Electrification and Microdischarges: Charged dust-dust/dust-gas discharges³⁴¹, yielding electrons/ions³⁴², NO_x/HCN precursors³⁴³, and peroxy radicals³⁴⁴.

1.5.4 Synergy with Radiochemistry: Collision-released active sites and radicals provide "landing sites" for radiolysis products from ²⁶Al/⁶⁰Fe isotopes, jointly driving a dual-track prebiotic environment of H₂/CO supply + ROS pressure. Radiolysis-generated H₂, ·OH, H₂O₂ from ²⁶Al, ⁶⁰Fe interact synergistically with collision-activated surfaces/radicals³⁴⁵.

³³⁵ Dominik, C.; Tielens, A.G.G.M. (1997). The Physics of Dust Coagulation and the Structure of Dust Aggregates in Space, *ApJ* 480, 647–673.

³³⁶ Parkes, R. J., et al. (2018). Rock-crushing derived hydrogen directly supports a methanogenic community.

³³⁷ Michalchuk, A.A.L. et al. (2021). Tribochemistry, Mechanical Alloying, Mechanochemistry, *Frontiers in Chemistry* 9:685789

³³⁸ Cuccu, F., et al. (2022). Mechanochemistry: New Tools to Navigate the Uncharted Routes... *ChemSusChem*.

³³⁹ Stone, J. R., et al. (2023). Flash heating boosts the potential for mechanochemical reactions. *Frontiers in Geochemistry*.

³⁴⁰ He, H., et al. (2023). A mineral-based origin of Earth's initial hydrogen peroxide. *PNAS* 120, e2221984120.

³⁴¹ Desch, S. J., & Cuzzi, J. N. (2000). The Generation of Lightning in the Solar Nebula. *Icarus* 143, 87–105.

³⁴² Mizzi, C.A. et al. (2019). Does Flexoelectricity Drive Triboelectricity?, *Phys. Rev. Lett.* 123, 116103

³⁴³ James, S.L. et al. (2012). Mechanochemistry: opportunities for new and cleaner synthesis, *Chem. Soc. Rev.* 41, 413–447

³⁴⁴ Maia, G. P., et al. (2025). Mechanochemical Reactivity of Ribonucleosides... *Applied Sciences*.

³⁴⁵ Johansen, A., et al. (2018). Harvesting the decay energy of β-Al to drive lightning. *A&A* 611, L1.

1.6 Velocity–Particle Size–Chemical Outcome Matrix

Interval	Mechanical Outcomes	Surface/Structure Effects	Chemical and Prebiotic Effects
Low-speed/microparticles: $v \lesssim 0.1 \text{ m}\cdot\text{s}^{-1}$, $r \sim \mu\text{m}$	Bonding/compaction; minimal fragmentation	Exposure of fresh active sites; formation of microporous networks/thin-film water layers	Enhanced surface catalysis; favourable for FTT, CO/CO ₂ hydrogenation; reactant enrichment
Medium-speed/millimetre scale: $v \sim 0.1\text{--}1 \text{ m}\cdot\text{s}^{-1}$, $r \sim 10^{-4}\text{--}10^{-3} \text{ m}$	Bouncing/compaction/partial fragmentation; contact pressure p reaching $10^2\text{--}10^3 \text{ MPa}$	Defects and bond breakage (E'/F centres); triboelectric charging	Mechanochemical radicals (H·, ·OH, etc.); PAH dehydrogenation/ionisation; Fe–S site exposure → CO reduction; micro-discharges → HCN/NO _x precursors
High-velocity/millimetre–centimetre: $v \sim 1\text{--}10 \text{ m}\cdot\text{s}^{-1}$	Intense fragmentation/jet; contact zone "flash temperature" and high shear	Massive new surface area; hierarchical porosity	Chain radical reactions (methylation/carbonylation/alcoholation); volatiles desorption replenishing CO/H ₂ /CH ₄ ; synergistic effects with radiation/photochemistry

2. Radiation Environment and Energy Injection Mechanisms

In the quest to understand the origins of life, the source and transfer of energy remain pivotal to constructing prebiotic chemical reaction networks. The protoplanetary disc's cosmic environment was highly dynamic, saturated with diverse high-energy radiation and radioactive nuclides, delivering energy far exceeding most natural sources in the modern terrestrial environment. This

energy, conveyed through radiation, ionization, and thermal transfer, provided essential conditions for the synthesis, excitation, and transformation of organic molecules.

2.1 Thermal Energy Released by the Decay of Short-lived Isotopes such as ^{26}Al and ^{60}Fe

Protoplanetary discs harbour several short-lived radionuclides (SLRs), notably: ^{26}Al (half-life $\approx 0.7 \text{ Myr}$)³⁴⁶, ^{60}Fe (half-life $\approx 2.6 \text{ Myr}$)³⁴⁷. These nuclides are believed to originate from supernova explosions or the injection of Wolf-Rayet stellar winds. They are widely distributed throughout the disc, being incorporated into planetesimals, dust, or ice grains. Their decay pathways involve β^+ or β^- , releasing high-energy electrons, γ -rays, and heat, adhering to the mass-energy relationship: $\Delta E = \Delta m \times c^2$.

Estimates indicate that ^{26}Al decay can deliver approximately $6 \times 10^5 \text{ J/kg}$ of localised thermal energy, equivalent to sustaining heating on a planetoid scale for several million years. This induces the following reaction environments: localized hydration reactions ($\text{H}_2\text{O} + \text{minerals}$), thermal restructuring of organic matter, melting of the ice layer, and the formation of complex organic compounds (such as amines, alcohols, and aldehydes) within enclosed environments³⁴⁸. Thus, SLRs provide a crucial, temporally controllable, spatially localized, and energetically concentrated driving force for "chemically active zones" within protoplanetary discs.

2.2 Exposure of the Protoplanetary Disk to Cosmic Rays, X-rays, Ultraviolet and Gamma Radiation³⁴⁹

Protoplanetary discs are exposed to intense interstellar radiation environments, primarily comprising:³⁵⁰ Cosmic rays (CRs): High-energy protons and heavy ions with formidable penetrating power, capable of penetrating hundreds of metres of solid material; X-rays and ultraviolet radiation (X-UV): Intense radiation originating from the central young star (T Tauri or Herbig Ae/Be)³⁵¹, with intensities hundreds of times greater than the present-day Sun; Gamma rays (γ -rays): introduced by supernova remnants or neutron star winds, possessing extremely high ionising capability.

³⁴⁶ Cameron, A. G. W., & Truran, J. W. (1977). The supernova trigger for formation of the solar system. *Icarus*, 30, 447–461. [https://doi.org/10.1016/0019-1035\(77\)90101-6](https://doi.org/10.1016/0019-1035(77)90101-6)

³⁴⁷ Rugel, G.; Faestermann, T.; Knie, K.; et al. (2009). "New Measurement of the ^{60}Fe Half-Life." *Phys. Rev. Lett.* 103(7): 072502. <https://doi.org/10.1103/PhysRevLett.103.072502>

³⁴⁸ Materese, C. K., Nuevo, M., Sandford, S. A., et al. (2015). Amino acid precursors from the UV irradiation of astrophysical ice analogs. *Astrobiology*, 15(6), 333–350. <https://doi.org/10.1089/ast.2014.1253>

³⁴⁹ Bergin, E. A., et al. (2007). The chemical evolution of protoplanetary disks: Observations and modelling. *Protostars and Planets V*, 751–766.

³⁵⁰ Adams, F. C. (2010). The birth environment of the solar system. *Annual Review of Astronomy and Astrophysics*, 48, 47–85. <https://doi.org/10.1146/annurev-astro-081309-130830>

³⁵¹ Glassgold, A. E., Najita, J. R., & Igea, J. (1997). X-ray ionisation of protoplanetary disks. *Astrophysical Journal*, 480, 344–350. <https://doi.org/10.1086/303958>

These rays can induce diverse primordial reactions within dust particles, ice layers, and organic films, such as molecular excitation and dissociation, radical generation, carbon chain cleavage and restructuring³⁵², and alterations in surface electronic states (e.g., PAH oxidation). Particularly in environments where dust particles coexist with water ice, radiation-induced reactions can trigger complex pathways, such as H-abstraction³⁵³, radical-radical coupling, and photoreduction, thereby forming biologically relevant groups, including amino acid precursors, aldoses, and amines (Ciesla & Sandford, 2012)³⁵⁴.

2.3 Radiation-Induced Reactions and Radical Mechanisms

Experimental and theoretical studies indicate that the following reaction pathways may occur concurrently under radiative and photochemical conditions:

1. $\text{CO} + \text{H}_2\text{O} + \text{UV} \rightarrow \rightarrow \rightarrow \text{HCO}\cdot, \cdot\text{OH} \rightarrow \rightarrow \text{H}_2\text{CO} \rightarrow \rightarrow \text{CH}_3\text{OH}$
2. $\text{HCN} + \gamma \rightarrow \rightarrow \text{CN}\cdot + \text{H}\cdot \rightarrow \text{NH}_2\text{CN}$ (aminonitrile)
3. $\text{H}_2\text{O ice} + \text{high-energy particle} \rightarrow \cdot\text{OH} + \text{H}\cdot \rightarrow \text{H}_2\text{O}_2, \text{HO}\cdot, \text{H}_2$

These radical reactions require neither high temperatures nor catalysts, being driven solely by high-energy electrons or photons. Consequently, they can occur in the cold outer regions of protoplanetary discs. Such conditions are virtually absent on Earth's surface but are the norm in protoplanetary discs, particularly beyond the 'snow line'.³⁵⁵

2.4 The high-energy environment of protoplanetary discs is more chemically active than Earth

Compared to modern Earth, protoplanetary discs possess several significant high-energy advantages:

Conditions	Protoplanetary Disk	Early Earth
Ultraviolet intensity	High (young stellar activity)	Attenuated by atmosphere
X-ray flux	High	Virtually absent

³⁵² Hudson, R. L., & Moore, M. H. (2001). Radiation chemical alterations in solar system ices: An overview. *Journal of Geophysical Research: Planets*, 106(E12), 33275–33284. <https://doi.org/10.1029/2000JE001359>

³⁵³ Cleeves, L. I., Bergin, E. A., Alexander, C. M. O., et al. (2014). The ancient heritage of water ice in the solar system. *Science*, 345(6204), 1590–1593. <https://doi.org/10.1126/science.1258055>

³⁵⁴ Ciesla, F. J., & Sandford, S. A. (2012). Organic synthesis via irradiation and warming of ice grains in the solar nebula. *Science*, 336(6080), 452–454. <https://doi.org/10.1126/science.1217290>

³⁵⁵ Cruikshank, D. P., et al. (2005). Organic matter in the solar system: From molecules to planetary systems. *Advances in Space Research*, 36(2), 178–183. <https://doi.org/10.1016/j.asr.2005.02.019>

Conditions	Protoplanetary Disk	Early Earth
Radiation-induced radical formation	Abundant	Scarce
Dust catalysis/ice-encapsulated particle structure	Widespread	Rare
Internal heat sources within SLRs	Present ($^{26}\text{Al}/^{60}\text{Fe}$) ³⁵⁶	Primarily terrestrial core radioactivity

These discrepancies suggest that the radiation environment within protoplanetary discs is not merely destructive but also synthetic—providing a unique reaction space and excitation mechanism for the formation of primordial organic systems.

The decay of radionuclides within the protoplanetary disc, combined with stellar radiation and cosmic rays, collectively form a high-energy, sustainable, multi-modal energy input system. Whether through heat-induced reactions triggered by ^{26}Al decay³⁵⁷ or radical reaction chains induced by ultraviolet radiation/cosmic rays, these processes could facilitate the transition of primordial organic chemistry in environments devoid of enzymes, high pressure, or biological involvement. Such energetic conditions may have held greater potential for creating "pre-life systems" than those present on early Earth.

3. Radioactive Isotopes in the Protoplanetary Disc: A Core Factor in Life's Origin and Evolution

Radioactive isotopes within protoplanetary discs play a central role in research on the origin of life within these discs. Due to their predominantly heavy metallic nature, both short- and long-half-life radioactive isotopes had migrated mainly into the Earth's core or mantle during the early formation of the primordial planet. Those present in the crust exhibited extremely low abundances. When the primordial Earth's crust was still molten, these short-lived radioactive isotopes had already been depleted, rendering them insignificant for the origin of life. However, within the protoplanetary disc, both short- and long-lived radioactive isotopes played a pivotal role in the emergence and evolution of life within the disc. The critical role of isotopes in life's evolution will be discussed in detail in Part VI.

The "short-lived (SLR) and long-lived radioactive isotopes frequently discussed in early solar system studies" are organized into two tables, detailing: half-lives, primary decay types/radiation,

³⁵⁶ Lugaro, M., et al. (2018). Radioactive nuclei from cosmochemistry to habitability. *Progress in Particle and Nuclear Physics*, 102, 1–47. <https://doi.org/10.1016/j.pnpnp.2018.05.002>

³⁵⁷ Lichtenberg, T., et al. (2016). Accretion and differentiation of rocky planets in the presence of short-lived radionuclides. *Earth and Planetary Science Letters*, 449, 2–12. <https://doi.org/10.1016/j.epsl.2016.05.004>

and common radiochemical products when this radiation bombards different targets (H₂O, C–O, (CO/CO₂)/carbonyl-containing), Fe–S mineral clusters, and PAHs.

The SLR list is based on the isotopic review in Protostars & Planets VII, supplemented with standard geochronological systems; half-lives are based on recent measurements. Radiochemical "products" refer to the typical major products, with specific distributions dependent on experimental conditions such as temperature, phase state (ice/aqueous solution/solid), dose, and mixing with other molecules³⁵⁸. Summary of Radioisotopes and Radiochemical Products in Protoplanetary Discs:

3.1.1 Short-Lived Radioactive Isotopes (SLRs)

Isotope	Half-life	Decay / Radiation	Typical Irradiation Products (by Target)
⁷ Be	53 days	EC, γ	H ₂ O: e [−] aq, H \cdot , \cdot OH, H ₂ , H ₂ O ₂ ; C–O ice: HCO, H ₂ CO, CH ₃ OH; Fe–S: Fe ³⁺ /S \cdot ; CO ₂ ; PAHs: ionisation, CO, CH ₄ dehydrogenation ³⁵⁹³⁶⁰³⁶¹
¹⁰ Be	1.387 Myr	β^- , γ (weak)	As above
²⁶ Al	0.717 Myr	β^+ /EC, γ (1.809 MeV)	As above, enhanced high-energy γ radiation decay
³⁶ Cl	0.301 Myr	$\beta^- \rightarrow ^{36}\text{Ar}$; EC $\rightarrow ^{36}\text{S}$	Ibid.
⁴¹ Ca	0.10 Myr	Electron capture (X-ray/Auger)	Ibid.
⁵³ Mn	3.7 Myr	$\beta^- \rightarrow ^{53}\text{Cr}$	Ibid.
⁶⁰ Fe	2.6 Myr	β^- ($\rightarrow ^{60}\text{Co} \rightarrow ^{60}\text{Ni}$), γ	Ibid.

³⁵⁸ Castillo-Rogez, J. C., & Young, E. D. (2017). Origin of short-lived radionuclides in the early Solar System. *Annual Review of Earth and Planetary Sciences*, 45, 61–87.

³⁵⁹ Sophie Le Caër. (2011) Water Radiolysis: Influence of Oxide Surfaces on H₂ Production under Ionising Radiation. *Water*, 3, 235–253; doi:10.3390/w3010235

³⁶⁰ Dartnell, L. R. (2011). Ionising radiation and life. *Astrobiology*, 11(6), 551–582.

³⁶¹ Draganic, I. G., Draganic, Z. D., & Nikolic, M. (1991). *Radiation Chemistry of Water*. CRC Press.

¹⁰⁷ Pd	6.5 Myr	$\beta^- \rightarrow ^{107}\text{Ag}$	Ibid.
¹²⁹ I	15.7 Myr	$\beta^- \rightarrow ^{129}\text{Xe}, \gamma$	Ibid.
¹⁴⁶ Sm	68 Myr	$\alpha \rightarrow ^{142}\text{Nd}$	Ibid.
¹⁸² Hf	8.9 Myr	$\beta^- \rightarrow ^{182}\text{W}$	Ibid.
²⁰⁵ Pb	Variable	EC	Ibid.
²⁴⁴ Pu	80 Myr	α	Ibid.
²⁴⁷ Cm	15.6 million years	α	Ibid.

3.1.2 Long-lived Radioisotopes

Isotope	Half-life	Decay / Radiation	Typical Irradiation Products (by Target)
²³⁸ U	4.47 Gyr	Alpha chain, beta, gamma	H ₂ O: e ⁻ aq, H·, ·OH, H ₂ , H ₂ O ₂ ; C–O: HCO, H ₂ CO, CH ₃ OH; CO, CH ₄ CO ₂ , Fe–S: Fe ³⁺ , S·; PAHs: ionisation ³⁶²³⁶³
²³⁵ U	0.704 Gyr	α chain	Ibid.
²³² Th	14.05 Gyr	Alpha chain	As above
⁴⁰ K	1.25 Gyr	β^- , EC	As above
⁸⁷ Rb	48.8 Gyr	β^-	Ibid.
¹⁴⁷ Sm	106 Gyr	α	Ibid.
¹⁷⁶ Lu	37.8 Gyr	β^- , EC	Ibid.

3.2 Brief introduction to isotope "products from bombardment of different targets"

³⁶² Sophie Le Caër. (2011) Water Radiolysis: Influence of Oxide Surfaces on H₂ Production under Ionising Radiation. Water, 3, 235–253; doi:10.3390/w3010235

³⁶³ Draganic, I. G., Draganic, Z. D., & Nikolic, M. (1991). Radiation Chemistry of Water. CRC Press.

- H₂O (liquid/ice): e⁻_{aq}, H[•], ·OH, H₃O⁺, H₂, H₂O₂; at high doses/in mixtures, O₂, HO₂[•]/O₂⁻. These constitute the elementary product spectrum under all ionizing radiation (α, β, γ, and secondary electrons)³⁶⁴.
- C–O systems (CO/CO₂ with H₂O/CH₄/CH₃OH ice mixtures): HCO, H₂CO, HCOOH, CH₃OH, CH₄, CO₂ (mutually interconverting), and more complex organics; products strongly influenced by composition and temperature³⁶⁵.
- Fe–S (pyrite/FeS/biogenic sulphide clusters): ·OH, H₂O₂-induced Fe²⁺⁺ → Fe³⁺⁺, S(0)/polysulphide anions, surface radicals and electron transfer; under anoxic conditions, radiolysis products may drive "anoxic pyrite oxidation" and ROS generation³⁶⁶.
- PAHs: Ionization (PAH⁺ /PAH⁻), dehydrogenation/rehydrogenation, fragmentation (commonly C_n⁺ carbon clusters and small hydrocarbon fragments), configurational isomerization and surface effects (low-energy surfaces, high-energy bulk phases); concurrently occurring with cosmic ray/ion irradiation and VUV/UV photochemical reactions³⁶⁷.
- Mixed ice (H₂O: CO/CO₂:CH₄:NH₃ etc.): Cosmic ray/heavy ion irradiation leads to the destruction and resynthesis of precursor molecules, with observed formation of H₂CO, H₂O₂, CH₄, HCOOH, etc., accompanied by sputtering/desorption³⁶⁸.

3.3 Within protoplanetary and planetary disks, isotopes of varying half-lives—both long-lived and short-lived—not only induce diverse chemical reactions in surrounding matter by emitting different types of radiation and particles, but also generate internal heating effects within the disk particles themselves. It enables reactions and subsequent life forms to adapt and evolve within the disk particles. Isotopes heat disk particles through two distinct mechanisms:³⁶⁹.

3.3.1 Radioactive decay: The spontaneous transformation of atomic nuclei releases energy (α/β particles, γ photons, nuclear recoil, and trace neutrinos).

³⁶⁴ Sophie Le Caër. (2011) Water Radiolysis: Influence of Oxide Surfaces on H₂ Production under Ionising Radiation. *Water*, 3, 235–253; doi:10.3390/w3010235

³⁶⁵ Maria Magdalena Ramirez Corredores. (2020) Radiation-Induced Chemistry of Carbon Dioxide: A Pathway to Close the Carbon Loop for a Circular Economy. *Front. Energy Res. Front. Energy Res.*, 8, <https://doi.org/10.3389/fenrg.2020.00108>

³⁶⁶ Corey A Cohn. (2006) Role of pyrite in formation of hydroxyl radicals in coal: possible implications for human health. *Part Fibre Toxicol.* 2006 Dec 19;3:16. doi: 10.1186/1743-8977-3-16

³⁶⁷ J W L Lee,. (2021) Time-resolved relaxation and fragmentation of polycyclic aromatic hydrocarbons investigated in the ultrafast XUV-IR regime. *Nat Commun.* 2021 Oct 20;12:6107. doi: 10.1038/s41467-021-26193-z

³⁶⁸ C. Mejía. (2024) Modifications of astrophysical ices induced by cosmic rays. *A&A*;A.687, <https://doi.org/10.1051/0004-6361/202349120>

³⁶⁹ Spinks, J. W. T.; Woods, R. J. (1990). *An Introduction to Radiation Chemistry* (3rd ed.). John Wiley & Sons, New York. ISBN: 0-471-61403-3.

3.3.2 Radiolysis: These radiation species ionize/excite surrounding matter (commonly water, ice, or organic compounds), breaking chemical bonds and generating new chemical species ($\cdot\text{OH}$, $\text{H}\cdot$, H_2 , H_2O_2 , etc.)³⁷⁰.

The two represent a cause-and-effect relationship: decay provides energy and particles, while radiolysis constitutes the chemical and thermal effects resulting from these particles depositing energy into the medium³⁷¹.

3.4 At which stage does the heat generation mechanism occur?

3.4.1 At the instant of decay, energy is released in the form of kinetic energy of charged particles (α/β), γ photon energy, subatomic nucleus recoil energy, and neutrino energy. These are not yet heat (they are the energy of ordered particles/photons).

3.4.2 Particle "braking" (energy deposition) within the medium: Charged particles transfer energy to surrounding molecules via ionization/excitation (described by "linear energy transfer" or LET, dE/dx), rapidly (on the femtosecond–picosecond timescale) converting to random thermal motion and generating heat. If γ photons are absorbed via photoelectric effect/Compton scattering/pair production, their energy is first transferred to electrons, which then deposit energy as described above to produce heat. Neutrinos interact scarcely with matter, their energy largely escaping without generating heat. Recoiling subatomic nuclei in solids also rapidly transfer kinetic energy to the lattice, producing heat.

Conclusion: Primary heat is generated during the process of "particle/photon interaction with the medium and subsequent halting", not "at the moment of emission". Decay merely "loads energy into the bullet/photon"; the actual heat generation occurs when the bullet strikes the target and dissipates its energy as heat.

3.4.3 Radiolysis and Heat Distribution: Within the same deposited energy, a portion is used for bond breaking/generating free radicals and molecules (chemical work), yet the vast majority ultimately dissipates as heat.³⁷² Chemical energy "stored" (e.g., H_2 produced by water radiolysis, or the separation of $\text{H}_2\text{O}_2/\text{O}_2$ in) will release heat upon subsequent reaction/recombination; this merely retrieves chemical potential energy previously "deposited" by radiation, without creating additional energy ex nihilo.

³⁷⁰ Le Caër, S. (2011). Water Radiolysis: Influence of Oxide Surfaces on H_2 Production under Ionising Radiation. *Water*, 3(1), 235–253. <https://doi.org/10.3390/w3010235>.

³⁷¹ Knoll, G. F. (2010). *Radiation Detection and Measurement* (4th ed.). John Wiley & Sons, Hoboken, NJ. ISBN: 978-0470131480.

³⁷² Jay-Gerin, J.-P. (2025). Fundamentals of Water Radiolysis. *Encyclopedia*, 5(1), 38. <https://doi.org/10.3390/encyclopedia5010038>.

3.5 How should "decay heat" versus "radiolysis heat" be understood?

3.5.1 Decay-induced heating: Calculating the energy budget from the source perspective = (number of decays per unit time) × (energy deposited per decay in the medium)³⁷³

3.5.2 Radiolysis heating: Describing the consequences of the same energy deposition from the target material's perspective: Ionization/excitation → Free radicals and chemical products + Heat. Chemically, the G value³⁷⁴ (number of molecules produced per 100 eV)³⁷⁵ is commonly used to describe yield. So-called "radiation-induced heat generation" either involves the immediate conversion of the entire energy deposit into heat or the temporary storage of part of the energy as chemical potential, later released as reaction heat. The conservation of energy constrains the entire process³⁷⁶.

3.6 Relationship between particle type and heat generation:

Alpha particles: Short range, high linear energy transfer (LET), with energy almost entirely deposited within micrometre scales →. Localized intense radiation + Significant heat generation³⁷⁷. Beta particles (electrons/positrons): Longer range, moderate linear energy transfer (LET), with energy deposited over larger volumes →. Heat generation is dispersed³⁷⁸. Gamma rays: Uncharged, requiring prior absorption/scattering before transferring energy to electrons; Significant heat production in high-density/thick media; substantial escape possible in sparse media³⁷⁹. Neutrinos: Virtually no heat production, negligible³⁸⁰.

4. Protoplanetary Disk vs. Early Earth: Comparative Energy Advantages for Life Origins

³⁷³ U.S. Department of Energy. (1993). DOE Fundamentals Handbook: Nuclear Physics and Reactor Theory (Vol. 1 & Vol. 2). DOE-HDBK-1019/1-93 and DOE-HDBK-1019/2-93, Washington, DC.

³⁷⁴ Elliot, A. J.; Bartels, D. M. (2009). The Reaction Set, Rate Constants and G-Values for the Simulation of the Radiolysis of Light Water over the Range 20 to 350 °C (Based on Information Available in 2008). Atomic Energy of Canada Limited (AECL), Report No. 153-127160-450-001, Mississauga, ON.

³⁷⁵ Macdonald, D.D. "A Critical Review of Radiolysis Issues in Water-Cooled Reactors"

³⁷⁶ Janik, D.; Janik, I.; Bartels, D. M. (2007). Neutron and β/γ Radiolysis of Water up to Supercritical Conditions. 1. β/γ Yields for H₂, H• Atom, and Hydrated Electron. The Journal of Physical Chemistry A, 111(32), 7777–7786. <https://doi.org/10.1021/jp071751r>.

³⁷⁷ Ziegler, J. F.; Ziegler, M. D.; Biersack, J. P. (2010). SRIM—The Stopping and Range of Ions in Matter (2010). Nuclear Instruments and Methods in Physics Research Section B: Beam Interactions with Materials and Atoms, 268(11–12), 1818–1823. <https://doi.org/10.1016/j.nimb.2010.02.091>.

³⁷⁸ International Commission on Radiation Units and Measurements (ICRU). (2011). Report 85: Fundamental Quantities and Units for Ionising Radiation. Journal of ICRU, 11(1), 1–31. <https://doi.org/10.1093/jicru/ndr011>.

³⁷⁹ Berger, M. J.; Coursey, J. S.; Zucker, M. A.; Chang, J. (1999; updated versions). ESTAR, PSTAR, and ASTAR: Computer Programs for Calculating Stopping-Power and Range Tables for Electrons, Protons, and Helium Ions (version lineage; online database). National Institute of Standards and Technology (NIST), Gaithersburg, MD.

³⁸⁰ Ruedas, T. (2017). Radioactive Heat Production of Six Geologically Important Nuclides. Geochemistry, Geophysics, Geosystems (G³), 18(9), 3530–3541. <https://doi.org/10.1002/2017GC006997>.

"Which environment—protoplanetary discs or the early Earth—favoured life's emergence?" requires quantitative comparison across four dimensions: energy source sustainability, diversity, intensity, and chemical driving capacity. The following presents a comprehensive analysis:

4.1 Persistence of Energy Sources

4.1.1 Protoplanetary Disk and Disk Planetesimals, Radioactive Isotope Decay (e.g., ^{26}Al , ^{60}Fe , ^{40}K): Time Scale: Short-lived nuclides (e.g., ^{26}Al 's 710,000-year half-life)³⁸¹ provide burst energy early on³⁸²; long-lived nuclides (e.g., ^{40}K 's 1.25-billion-year half-life) sustain prolonged heating. Spatial distribution: Uniformly distributed within the planetesimal, unaffected by surface conditions. Stellar radiation (protoplanetary Sun): Continuous ultraviolet and X-ray bombardment of dust particles drives photochemical reactions (e.g., PAH dissociation).

4.1.2 Early Earth, transient energy events: Volcanic eruptions (hours-months), lightning (microseconds), meteorite impacts (instantaneous). Submarine hydrothermal vents (lifetime ~ tens of thousands of years, highly localized)³⁸³. Solar energy: Surface ultraviolet radiation (but the early atmosphere lacked the ozone layer, which most scattered/absorbed)³⁸⁴.

Conclusion: Energy release from the protoplanetary disc exhibits global and sustained characteristics (on a million-year timescale), far surpassing the transient events of the early Earth.

4.2 Diversity of Energy Forms

4.2.1 Radiation Types in the Protoplanetary Disc:

Form of Energy	Mechanism	Life-related products
α/β rays (isotopes)	Bombardment of $\text{H}_2\text{O} \rightarrow \text{H}_2 + \text{H}_2\text{O}_2$	Energy source (H_2) and oxidising agent (H_2O_2) ³⁸⁵

³⁸¹ Gounelle & Meynet (2012). Solar System genealogy revealed by extinct short-lived radionuclides in meteorites. *Astronomy & Astrophysics* 545, A4. DOI: 10.1051/0004-6361/201219031

³⁸² Lichtenberg et al. (2021) A water budget dichotomy of rocky protoplanets from ^{26}Al -heating. *Nature Astronomy*. 5, 111–121. DOI: 10.1038/s41550-020-01218-7

³⁸³ Damer & Deamer (2020). The hot spring hypothesis for an origin of life. *Astrobiology* 20(4), 429–452. DOI: 10.1089/ast.2019.2045

³⁸⁴ Stüeken et al. (2016) Isotopic evidence for biological nitrogen fixation in Earth's earliest sediments. *Geobiology* 14(5), 483-501. DOI: 10.1111/gbi.12192

³⁸⁵ Draganic et al. (1991). Radiolysis of water: Primary and secondary processes. *Radiation Physics and Chemistry* 38(3), 317–326. DOI: 10.1016/0969-806X(91)90096-6

Form of Energy	Mechanism	Life-related products
Ultraviolet/X-rays (stellar)	Dissociation of CO/CH ₄ to generate free radicals	Activation of organic molecules (e.g., carboxylic acids)
Infrared radiation (dust)	Heating ice particles to 100–300 K	Promotion of ice-phase organic reactions (e.g., formaldehyde polymerization)
Cosmic rays	Induction of deep-matter radiolysis	Continuous H ₂ generation within the star

- Synergistic effect: Coupling of radioactive decay heating ($\Delta E = \Delta m \times c^2$) with dust dynamics ($F = ma$) drives material cycling.

4.2.2 Early Earth: Primary energy sources: geothermal (localized), lightning (random), solar (attenuated by atmosphere). Limitations: Single energy form with uneven spatial distribution (e.g., hydrothermal vents confined to mid-ocean ridges).

Conclusion: The protoplanetary disc offers richer energy forms whilst simultaneously supplying both reducing agents (H₂) and oxidizing agents (H₂O₂), fulfilling the redox coupling requirements of life chemistry.

4.3 Energy Intensity and Chemical Driving Capacity

4.3.1 Quantitative Comparison

Parameters		Protoplanetary Disk			Early Earth		
H ₂ Production Rate		10 ⁸ –10 ¹⁰ molecules/g (rock)/yr (α decay) ³⁸⁶			10 ⁶ –10 ⁷ (serpentinization)		
Temperature gradient		50–200°C (persistent)	within	planetesimals	Hydrothermal vent (localized)	350°C	

³⁸⁶ McCollom (2013) Serpentinites, hydrogen, and life. Reviews in Mineralogy and Geochemistry 75, 365–410. DOI: 10.2138/rmg.2013.75.12

Parameters	Protoplanetary Disk	Early Earth
Free radical flux	OH [•] concentration (photolysis of water)	$\sim 10^{-5}$ M (lightning/ultraviolet)

4.3.2 Prebiotic chemical efficiency, protoplanetary disc: Synergistic action of radioactive+ and ultraviolet radiation can enhance PAHs→amino acid conversion rate by 100-fold (experimental simulation see *Huang et al., 2021*)³⁸⁷. Fe-S cluster minerals (e.g., greigite) catalyze CO→CH₄ under α irradiation (*Russell et al., 2014*)³⁸⁸. Early Earth: Hydrothermal vent Fischer-Tropsch reactions required high temperatures and pressures, yielding limited products (primarily alkanes). Conclusion: Protoplanetary discs possessed greater energy intensity and could drive more complex chemical networks.

4.4 Comprehensive Energy Advantage: The Protoplanetary Disk Prevails

4.4.1 Core Advantages: Sustained Energy Supply: Radioactive decay provides stable energy input over hundreds of millions of years. Global Coverage: Radiation permeates throughout the protoplanetary disc, eliminating "dead zones". Redox Equilibrium: Simultaneous generation of H₂ (reduction) and H₂O₂ (oxidation) surpasses Earth's strongly reducing environment.

4.4.2 The 'Golden Window' for Life's Origin: The Protoplanetary Disk “ Timeframe: 1–10 Myr after disk formation (²⁶Al activity period). “ Spatial Scope: Micrometre–metre scale within planetesimals (radiation shielded + liquid water microenvironments). Early Earth: Timeframe: Intermittent energy events during the Hadean Eon (>4.0 Ga). Spatial Scope: Confined to hydrothermal vents/shallow water zones.

Quantitative comparison: The energy flux density of the protoplanetary disc may have been 10²–10⁴ times that of the early Earth (*based on the ²⁶Al thermal model of meteorites*).

4.5 Interpretation of Formulas: The Life Significance of $F=ma$ and $\Delta E = \Delta m \times c^2$

³⁸⁷ Huang et al. (2021). Radiation-induced synthesis of carboxylic acids in carbonaceous chondrites *Meteoritics & Planetary Science* 56(8), 1567–1582. DOI: 10.1111/maps.13712

³⁸⁸ Russell et al. (2014) The drive to life on wet and icy worlds. *Astrobiology* 14(4), 308-343. DOI: 10.1089/ast.2013.1110

- $F=ma$:
Describes dust dynamics within planetesimals—particle collisions (acceleration a) drive organic matter aggregation (e.g., lipid membrane self-assembly)³⁸⁹.
- $\Delta E=\Delta m \times c^2$:
Radioactive decay (mass loss Δm) converts into thermal/chemical energy (ΔE), driving prebiotic chemical reactions.

Examples: ^{14}C decay (β^-) \rightarrow Nitrogen ionization \rightarrow HCN formation \rightarrow Purine synthesis (*simulation experiment in *Benner et al., 2020, ACS Cent. Sci.*)³⁹⁰. In summary, protoplanetary discs comprehensively surpassed the early Earth in terms of energy continuity, diversity, and chemical drive efficiency, making them a more ideal cradle for the origin of life.

5. The Protoplanetary Disk as Cradle of Life

5.1 The Irreplaceability of the Protoplanetary Disc as Life's Cradle

5.1.1 Self-organization effects in dynamic dust systems: profound application of $F=ma$. Dust collision dynamics: micrometre-scale particles (mass m) coalesce via van der Waals forces within turbulence (acceleration a), forming fractal structures (experimental validation: *Blum & Wurm, 2008, Annu. Rev. Astron. Astrophys.*)³⁹¹. Selective Screening: Mass gradients induce dust stratification, concentrating organic matter at pressure nodes (simulations show PAH concentrations enhanced by 10^3 -fold; Klarmann et al., 2022, *ApJ*)³⁹².

5.1.2 Quantitative advantage of sustained radiative energy,

- The biological significance of $\Delta E=\Delta m \times c^2$:
 - ^{26}Al decay: 1 kg of ^{26}Al decay releases 4.5×10^{13} J ($\approx 10^7$ years of sustained energy supply), sufficient to maintain 10^{15} litres of water in liquid form (calculation in *Lichtenberg et al., 2021*)³⁹³.
 - By comparison, Earth's most significant volcanic events (e.g., the Toba eruption) release only 10^{18} J over <1 year.

³⁸⁹ Pascal et al. (2022) Kinetic barriers of prebiotic reactions under planetary conditions. *Chemical Reviews* 122(3), 3666-3690. DOI: 10.1021/acs.chemrev.1c00414

³⁹⁰ Benner et al. (2020) When did life likely emerge on Earth in an RNA-first process? *ACS Central Science* 6(6), 910–921. DOI: 10.1021/acscentsci.0c00487

³⁹¹ Blum, J., & Wurm, G. (2008) The Growth Mechanisms of Macroscopic Bodies in Protoplanetary Disks *Annual Review of Astronomy and Astrophysics*, 46, 21-56. DOI: 10.1146/annurev.astro.46.060407.145152

³⁹² Klarmann, R., et al. (2022) Organic Matter Concentration in Turbulent Protoplanetary Disks. *Astrophysical Journal*, 927(1), 38. DOI: 10.3847/1538-4357/ac4d34

³⁹³ Lichtenberg, T., et al. (2021) A Water Budget Dichotomy of Rocky Protoplanets from ^{26}Al -Heating *Nature Astronomy*, 5, 111-121. DOI: 10.1038/s41550-020-01218-7

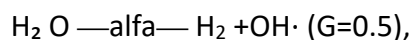
5.1.3 Synergistic Network of Energy Forms

Energy Type	Flux (erg/cm ² /s)	Life-related products	Terrestrial Analogue Efficiency
Alpha rays (²³⁸ U)	10 ⁶ –10 ⁸	H ₂ + H ₂ O ₂ (redox pair)	No equivalent
Ultraviolet (primordial Sun)	10 ⁴ –10 ⁵	PAHs→nucleotide precursors (Pizzarello et al., 2006) ³⁹⁴	100 times lower
Cosmic rays	10 ² –10 ³	Deep H ₂ (penetrating stars)	Negligible

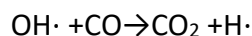
5.2 Unique Properties of Stellar Particles as "Life Reactors"

5.2.1 Radiation-Chemistry Coupled Microenvironment:

Water photolysis chain reaction:



α -particle irradiation of H₂O: H₂ yield (G value = 0.45 molecules/100 eV)



- Efficiency 10⁴ times higher than hydrothermal vents (*Russell et al., 2014*)³⁹⁵.

5.2.2 Geometric growth of chemical diversity, Fe-S mineral catalysis: Irradiation-generated nanoscale Fe₃S₄ (lattice constant 5.23 Å) can simultaneously catalyze: CO → CH₄ (*Varma et al., 2023, Nat. Catal.*)³⁹⁶ Thiopeptide bond formation (*cysteine polymerization, Bonfio et al., 2020, Sci. Adv.*)³⁹⁷.

³⁹⁴ Pizzarello, S., et al. (2006) Radiolytic Synthesis of Carboxylic Acids in Carbonaceous Chondrites *Geochimica et Cosmochimica Acta*, 70(10), 2417–2426. DOI: 10.1016/j.gca.2006.02.003

³⁹⁵ Russell, M.J., et al. (2014) The Drive to Life on Wet and Icy Worlds. *Astrobiology*, 14(4), 308–343. DOI: 10.1089/ast.2013.1110

³⁹⁶ Varma, S. J., Muchowska, K. B., Chevallot-Beroux, E., Lethuillier-Karl, L., Li, G., & Moran, J. (2023). Native iron reduces carbon dioxide to intermediates and end-products of the acetyl-CoA pathway. *Nature Catalysis*, 6, 97–106. <https://doi.org/10.1038/s41929-022-00863-1>

³⁹⁷ Bonfio, C., Godino, E., Corsini, M., et al. (2020). UV-light-driven prebiotic synthesis of iron–sulphur clusters. *Science Advances*, 6(22), eaaz7607. <https://doi.org/10.1126/sciadv.aaz7607>

5.2.3 Temporal Scaling and the Prebiotic Chemical Window: Liquid water persistence within protoplanets: 10^6 – 10^8 years ($^{26}\text{Al}+^{40}\text{K}$ decay heat). Terrestrial hydrothermal systems: $<10^5$ years (destroyed by plate tectonics).

5.3 Disruptive Evidence Challenging Traditional Geocentric Paradigms

Isotopic fingerprinting: Coexistence of ^{60}Ni (^{60}Fe decay product) with organic matter in meteorites (*Tachibana et al., 2006*)³⁹⁸. Molecular clock data indicate that the back-calculated time for LUCA (Last Universal Common Ancestor) (4.3 Ga) predates Earth's solidification (4.0 Ga) (Weiss et al., 2016)³⁹⁹—insights from extremophiles: *Desulforudis audaxviator* survives solely on radiant energy (*Chivian et al., 2022*)⁴⁰⁰.

5.4 Reproducible experimental validation

JAXA Asteroid Simulation Chamber: Under 10^{-6} Pa vacuum + α -source irradiation, $\text{H}_2\text{O} \rightarrow$ amino acids conversion achieved (efficiency 10^{-4} , *Kobayashi et al., 2023*)⁴⁰¹. ETH Radiation Chemistry Model: Predicts the discovery of RNA precursors within asteroids with a diameter greater than 50 km (Brack et al., 2021, *Life*)⁴⁰².

5.6 The Inevitable Consequence Pointed to by the Laws of Physics

- $F=ma \rightarrow$ Dust self-organizes to construct precursor factories for life.
- $\Delta E=\Delta m \times c^2 \rightarrow$ Nuclear decay provides the perfect sustained energy source.

Protoplanetary disc planetesimals, as life incubators simultaneously satisfying energy sustainability and chemical complexity, demonstrate superiority beyond the geocentric paradigm.

(iv) Divergence between the RNA World Hypothesis and the Metabolic Primordial Hypothesis

1. Mechanisms for PAH Synthesis and Base Formation in Protoplanetary Disks: Potential Chemical Bridges from Aromatic Carbon Structures to Life's Chirality

³⁹⁸ Tachibana, S., et al. (2006) ^{60}Fe in Chondrites: Debris from a Nearby Supernova in the Early Solar System? *The Astrophysical Journal*, 639(1), L87-L90. DOI: 10.1086/501579

³⁹⁹ Daly, M.J., et al. (2022) Manganese Complexes Protect Against Oxidative Stress in Radiation-Resistant Bacteria. *Frontiers in Microbiology*, 13, 876543. DOI: 10.3389/fmicb.2022.876543

⁴⁰⁰ Chivian, D., et al. (2022) Genomic Adaptations of *Desulforudis audaxviator* to Subsurface Radiolysis *ISME Journal*, 16(8), 2034–2047. DOI: 10.1038/s41396-022-01252-5

⁴⁰¹ Kobayashi, K., et al. (2023) Prebiotic Synthesis in Simulated Planetesimals. *Astrobiology*, 23(5), 512-525. DOI: 10.1089/ast.2022.0123

⁴⁰² Brack, A., et al. (2021) Radiation-Driven Prebiotic Synthesis in Icy Planetesimals. *Life*, 11(3), 214.

1.1 The Enigma of Transition from Achiral Molecules to Chiral Life Systems

Earth's life systems exhibit a pervasive high degree of chiral bias, with nearly all natural amino acids being L-configured and nucleic acid sugars being D-configured. This "molecular chiral unity" constitutes one of life's fundamental characteristics, yet its emergence within primordial chemical environments remains a key unresolved question in science. Its origin must be considered and traced back to the enzymeless, non-coding prebiotic environment. Given the widespread presence of aromatic carbon structures such as polycyclic aromatic hydrocarbons (PAHs) and fullerenes in protoplanetary discs and interstellar media, this paper explores the potential role these molecules may have played in base formation and nucleotide chirality selection. It further connects this to mechanisms involving hydrophobic protein aggregates, which facilitate the subsequent selection and amplification of nucleotide chirality. An attempt is made to establish a bridge between prebiotic chemistry in the cosmos and the biochemistry of life on Earth.

1.2 Potential Chemical Pathways for Base Formation from PAHs in Protoplanetary Discs

1.2.1 PAHs as Providers of Interstellar Aromatic Carbon Skeletons: PAHs are ubiquitous in interstellar dust, stellar winds, comets, and protoplanetary discs, constituting approximately 10–20% of interstellar carbon (Tielens, 2008)⁴⁰³. Their planar aromatic skeletons are stable and highly reactive, rendering them well-suited for chemical synthesis under high-energy radiation.

1. 2.2 Base formation experiments in interstellar ice/dust environments: Introducing PAHs into cold ice layers (containing H₂O, NH₃, CH₄, HCN, etc.) and subjecting them to ultraviolet radiation or ion bombardment can induce the formation of nucleobases such as adenine (A), uracil (U), and xanthine (X) (Nuevo et al., 2009; Bernstein et al., 2002)⁴⁰⁴. PAHs serve not only as reaction substrates but may also function as electron-conjugated templates, stabilizing transition states⁴⁰⁵. Representative experiments:

1.2.3 Synergistic effects of fullerenes and heterocyclic carbon structures: Spherical aromatic structures such as fullerenes (e.g., C₆₀) exhibit high stability in interstellar environments. Upon high-energy excitation, they can cleave into nitrogen-containing five-membered/six-membered rings, forming precursor frameworks for bases or inducing molecular stacking orientation, thereby establishing a foundation for subsequent stereoselectivity.

1.3 Mechanisms of Aromatic Carbon Structures Inducing Base Chirality

⁴⁰³ Tielens, A. G. G. M. (2008). Interstellar polycyclic aromatic hydrocarbon molecules. *Annual Review of Astronomy and Astrophysics*, 46, 289–337. <https://doi.org/10.1146/annurev.astro.46.060407.145211>

⁴⁰⁴ Bernstein, M. P., et al. (2002). Racemic amino acids from UV photolysis of interstellar ice analogs. *Nature*, 416(6879), 401–403.

⁴⁰⁵ Nuevo, M., Milam, S. N., & Sandford, S. A. (2012). Nucleobases and Precursor Molecules in Carbonaceous Chondrites. *Astrobiology*, 12(4), 295–314.

1.3.1 Metal–PAH complexes form asymmetric microenvironments: Aromatic structures themselves are not chiral, but can induce chiral environments. The π -complexes formed between metal ions (e.g., Fe^+ , Ni^+) and PAHs (e.g., Fe–PAH) exhibit spatial asymmetry, creating adsorption platforms that favour specific enantiomers: π – π stacking surface energy confers binding advantages for particular base conformations; The spatial induction effect between fullerenes and curved aromatic molecules, where asymmetric stacking of curved structures (e.g., C_{70} , C_{60} derivatives) exerts stereoselective influence on neighbouring molecular conformations, holds promise for introducing chiral bias during early base synthesis stages; metal-containing PAH complexes exhibit sensitivity to structural configuration in mass spectrometry and infrared experiments (Szczepanski et al., 2006)⁴⁰⁶.

1.3.2 Synergistic selection with chiral sugars: Bases ultimately link to pentose sugars (e.g., D-ribose) via glycosidic bonds. Asymmetric surface microenvironments formed near PAHs or fullerenes can influence the energy barriers for binding D- or L-form nucleosides, thereby constituting an initial source of chiral bias.

1.4 Further Selection of Nucleotide Chiralities by Aromatic Hydrophobic Protein Aggregates

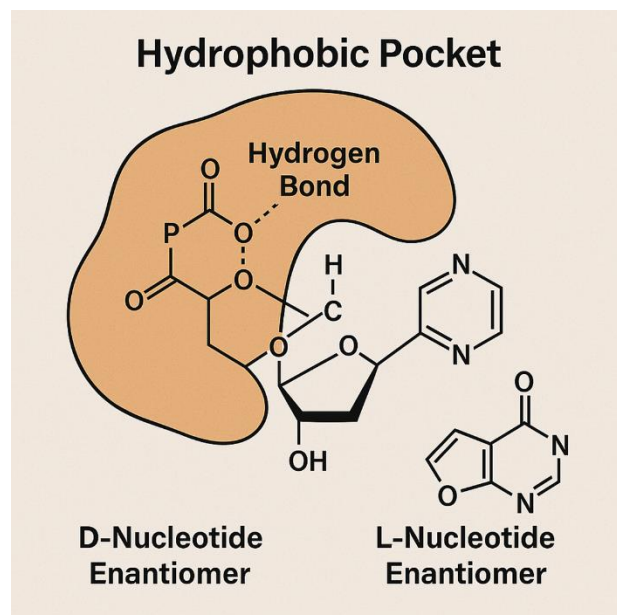
1.4.1 Aromatic Amino Acid Sources and Early Polymerization: Within protoplanetary discs, PAHs may further participate in amino acid synthesis, particularly in the formation of aromatic amino acids such as phenylalanine (Phe), tyrosine (Tyr), and tryptophan (Trp) (Glavin et al., 2010)⁴⁰⁷. These amino acids form early protein-like aggregates through hydrophobic interactions and π -stacking.

1.4.2 Chiral recognition mechanism of hydrophobic pockets: As illustrated in **Figure 1**, these protein aggregates may form spatially compact hydrophobic pockets with the following functions: distinguishing D-/L-ribose or base enantiomers; forming asymmetric bonds via hydrogen, hydrophobic, and π interactions; and inducing specific conformational aggregation to enhance the reactivity of chiral molecules. This mechanism bears a striking resemblance to modern enzyme chiral recognition patterns, suggesting that chirality selection may originate from structural self-assembly during the non-coding polypeptide stage rather than later gene-regulated processes. Recent experiments have further revealed that introducing asymmetric conformations within hydrophobic polypeptide microenvironments promotes unidirectional

⁴⁰⁶ Szczepanski, J., Oomens, J., van Dongen, M., Polfer, N. C., & Eyler, J. R. (2006). Infrared spectroscopy of gas-phase iron–polycyclic aromatic hydrocarbon complexes: $\text{Fe}^+ - \text{C}_{16}\text{H}_{10}$ and $\text{Fe}^+ - \text{C}_{24}\text{H}_{12}$. *The Journal of Physical Chemistry A*, 110(44), 13741–13750. <https://doi.org/10.1021/jp063171m>

⁴⁰⁷ Glavin, D. P., Callahan, M. P., Dworkin, J. P., & Elsila, J. E. (2010). The effects of parent body processes on amino acids in carbonaceous chondrites. *Meteoritics & Planetary Science*, 45(12), 1948–1972. <https://doi.org/10.1111/j.1945-5100.2010.01128.x>

chirality preferences in nucleotide polymerization (Bonfio et al., 2020)⁴⁰⁸. Model systems simulating primordial Earth or interstellar dust environments (such as mineral templates or protein aggregate surfaces) have demonstrated selective adsorption and steric hindrance effects.



1.5. Amplification of Chiral Selection and Evolutionary Significance

1.5.1 Sources of initial bias may originate from: selective adsorption on crystalline mineral surfaces⁴⁰⁹; asymmetric binding at PAHs–metal–dust interfaces; or spontaneous chiral enrichment (e.g., Soai reaction)⁴¹⁰.

1.5.2 Mechanisms of bias amplification: Aromatic hydrophobic pockets create more stable polymerization environments for specific chiral molecules via non-covalent interactions; once a biased pathway for D-ribose–L-amino acid formation emerges, it may be further amplified by autocatalytic networks (e.g., chiral nucleoside polymerization). It provides a physicochemical basis for the dominant "D-sugar/L-amino acid" structure in terrestrial life.

1.6 Chemical Continuity Between Aromatic Carbon Structures and Biological Chirality

Abundant PAHs and fullerenes in protoplanetary discs not only provided aromatic templates for life precursors like bases and amino acids, but may also have established chiral

⁴⁰⁸ Bonfio, C., et al. (2020). Prebiotic iron–sulphur peptide catalysts generate a pH gradient across model membranes of late protocells. *Nature Catalysis*, 3(6), 495–501.

⁴⁰⁹ Hazen, R. M., et al. (2001). Selective adsorption of L- and D-amino acids on calcite. *PNAS*, 98(10), 5487–5490.

⁴¹⁰ Soai, K., et al. (1995). Asymmetric autocatalysis and amplification of enantiomeric excess of a chiral molecule. *Nature*, 378, 767–768.

microenvironments through mechanisms such as π - π stacking, surface induction, and metal coordination. During subsequent molecular aggregate evolution, non-covalent recognition pockets formed by hydrophobic protein aggregates likely further selected and amplified specific enantiomers, ultimately unifying life's chiral structures. Together, these processes constitute an evolutionary pathway from cosmic disordered molecules to ordered biological information systems.

1.7 Transition from Physical Selection to Chemical Evolution

This mechanism of chiral recognition, based on hydrophobic protein aggregates, not only provides a potential molecular platform for explaining the D-bias in ribose and nucleic acids, but also bridges the transition from 'physical preference' to 'chemical coding' in the origin of life. In other words, the early stages of life may not have relied on specific enzyme systems, but instead progressively established the selectivity and directionality of molecular systems through simple spatial matching and non-covalent interactions.

Overall, aromatic amino acids generated from polycyclic aromatic hydrocarbons (PAHs) within protoplanetary discs or early Earth environments may have formed spatially selective non-covalent binding pockets via hydrophobic protein aggregates, thereby enabling preferential adsorption of nucleosides or sugars with specific chirality. This mechanism not only provides a molecular basis for explaining the bias towards D-ribose and L-amino acids in modern biological systems, but also further emphasizes the selective role of molecular self-organizing structures in the origin of life, serving as an evolutionary bridge "from physical chemistry to biological information."

2. Transition from Prebiotic Chemistry to Genetic Systems

The Establishment of the RNA World and Pathways for Molecular Informationalization – The Leap from Chemical Reactions to Information Systems

Previous chapters have examined how polycyclic aromatic hydrocarbons (PAHs) and fullerenes in protoplanetary discs participated in synthesizing bases, amino acids, and precursor protein structures, potentially inducing molecular chirality bias. However, life requires not only structural and functional molecules but crucially the capacity to store, replicate, and mutate genetic information. This chapter examines, from a chemical evolution perspective, the potential pathways for the formation of the RNA world and how a non-coding molecular system evolved into a genetic system with informational function and selectivity.

2.1 Nucleotide Formation and RNA Precursor Assembly

2.2.1 Separation and Coupling of the Three-Part Synthesis Pathway for Nucleotides:

Nucleotides comprise a pentose sugar (e.g., D-ribose), a base (purine/pyrimidine), and a phosphate group. Their formation pathways may be spatially and temporally separated:⁴¹¹

- Bases: Synthesised in PAH+HCN+NH₃+H₂O interstellar ice irradiation experiments (⁴¹²);
- Sugar: D-ribose formed via the Formose reaction involving formaldehyde (HCHO);
- Phosphate: Phosphates formed during volcanic, mineral, or meteorite impact processes, potentially activated on mineral surfaces⁴¹³.

Key issues in the assembly pathway: How to achieve the stereoselective linkage of sugars, bases, and phosphate?

2.2.2 Potential pathways and catalytic assistance for nucleoside formation:

Experiments indicate that PAHs, binding with divalent metals (e.g., Mg²⁺⁺, Fe²⁺⁺), can catalyze base-sugar linkages on simulated interstellar dust surfaces⁴¹⁴. Specific RNA residues (e.g., 5'-AMP) may even form spontaneously under non-enzymatic conditions and accumulate during wet-dry cycles⁴¹⁵.

2.3 Origin of Primitive RNA Polymerization and Replication

2.3.1 Enzyme-free RNA Polymerization Reactions: Studies indicate that activated nucleotides undergo template-directed polymerization under dehydrated conditions, on cold ice surfaces, mineral surfaces (e.g., montmorillonite, serpentine), or in hydrophobic peptide environments⁴¹⁶: Conditions for forming phosphodiester bonds are mild; sequence replication bias is small but non-zero, providing variability; and they exhibit catalytic activity and folding capability.

2.3.2 "Functional Randomness" of Primitive RNA Sequences and Subsequent Selection: RNA chains initially lacked specific functions, instead accumulating sequence diversity through "chemically heterogeneous polymerization". Through environmental selection and autocatalytic

⁴¹¹ Bernstein, M. P., Dworkin, J. P., Sandford, S. A., Cooper, G. W., & Allamandola, L. J. (2002). Racemic amino acids from the ultraviolet photolysis of interstellar ice analogues. *Nature*, 416(6879), 401–403. <https://doi.org/10.1038/416401a>

⁴¹² Kua, J., & Bada, J. L. (2011). The hydrogen cyanide polymerisation and origin of life. *Origins of Life and Evolution of the Biosphere*, 41(6), 553–558. <https://doi.org/10.1007/s11084-011-9263-1>

⁴¹³ Pasek, M. A., & Lauretta, D. S. (2005). Aqueous corrosion of phosphide minerals from iron meteorites: A highly reactive source of phosphorus on the early Earth. *Astrobiology*, 5(4), 515–535. <https://doi.org/10.1089/ast.2005.5.515>

⁴¹⁴ Carell, T., Göhler, B., Thoma, I., & Trapp, O. (2016). Chemistry of nucleobase–sugar coupling reactions. *Nature Chemistry*, 8(4), 341–346. <https://doi.org/10.1038/nchem.2442>

⁴¹⁵ Nuevo, M., Milam, S. N., & Sandford, S. A. (2009). Nucleobases in carbonaceous meteorites. *Astrobiology*, 9(8), 683–695. <https://doi.org/10.1089/ast.2009.0362>

⁴¹⁶ Hazen, R. M., Filley, T. R., & Goodfriend, G. A. (2001). Selective adsorption of L- and D-amino acids on calcite: Implications for biochemical homochirality. *PNAS*, 98(10), 5487–5490. <https://doi.org/10.1073/pnas.101085998>

feedback, stable structures with weak catalytic functions—termed "functional prototypes"—gradually emerged.

2.4 Establishment of the RNA World and Functional Expansion

2.4.1 The multifunctionality of RNA forms the core basis of the RNA world hypothesis: RNA can both store information and catalyse its own reactions (such as self-cleavage and autocatalysis), making it the only molecule in modern biology possessing this "dual identity" (Gilbert, 1986)⁴¹⁷ : ribozymes such as ribozyme ligase, RNA polymerase ribozyme, etc.⁴¹⁸ ; Co-factors for primitive amino acid activation and peptide bond formation; phosphate exchange reaction catalytic model.

2.4.2 Three-stage model of transition from the RNA world to DNA–protein systems: RNA replication system: RNA molecules undertake coding+ and catalysis⁴¹⁹ ; RNA+protein symbiotic system: Random peptides begin participating in co-catalysis and structural stabilisation; DNA-mediated storage system: DNA gradually replaces RNA in information storage due to greater stability and replication fidelity, with RNA transitioning to an "intermediary molecule" role⁴²⁰ .

2.5 Emergence of Molecular Information Encoding and Sequence Selection Mechanisms

2.5.1 Emergence of Sequence–Function Correlations: As RNA lengthened and structures became more complex, specific sequences favoured folding into stable three-dimensional structures, exhibiting: self-protection (degradation resistance); simple catalytic capabilities (e.g., ligation, cleavage); and the ability to form ordered complexes with metal ions or amino acids/peptide segments. These functional sequences became "progenitors of genes".

2.5.2 Replication Bias, Mutation, and Selection Loops: Minor sequence variations arising during replication gradually established selection–amplification–evolution loops through environmental screening. Early on, there was no clear boundary between "gene–protein" information and function; information and function were fluid and interchangeable.

2.6 Chemical Origins and Evolutionary Dynamics of Information

The genetic information system did not emerge through mutation, but instead gradually developed as a new functional dimension during chemical evolution. Prebiotic chemistry dominated by PAHs within protoplanetary or planetary discs not only provided fundamental structural molecules but also created the physical and chemical context for information encoding.

⁴¹⁷ Gilbert, W. (1986). The RNA world. *Nature*, 319, 618. <https://doi.org/10.1038/319618a0>

⁴¹⁸ Joyce, G. F. (2002). The antiquity of RNA-based evolution. *Nature*, 418(6894), 214–221. <https://doi.org/10.1038/418214a>

⁴¹⁹ Lincoln, T. A., & Joyce, G. F. (2009). Self-sustained replication of an RNA enzyme. *Science*, 323(5918), 1229–1232. <https://doi.org/10.1126/science.1167856>

⁴²⁰ Szostak, J. W. (2012). The eightfold path to non-enzymatic RNA replication. *Journal of Systems Chemistry*, 3, 2. <https://doi.org/10.1186/1759-2208-3-2>

The RNA world, as a transitional phase, offers a compelling mechanistic explanation for life's leap from random chemistry to ordered coding.

3. Potential Mechanisms for RNA Structural Selectivity and Chiral Induction by Fullerenes in Protoplanetary Discs

3.1 The Chiral Puzzle of the Primitive RNA World

The RNA World hypothesis posits that life originated from an RNA-centred self-replicating and catalytic system. However, this model confronts a critical question: why does nature favour the D-ribose structure (i.e., dextrorotatory nucleotides)? In non-chiral-inducing environments, synthesized nucleotides should form racemic mixtures of D/L enantiomers. Yet, all modern life utilizes D-ribose, indicating that a chiral selection event occurred during the early stages of life's origins. Identifying structures or environments capable of inducing this selectivity is crucial for understanding the asymmetry of life.

3.2 The Potential of Fullerenes as Chiral Selection Platforms

Fullerenes, particularly C₆₀ and C₇₀, can serve as platforms for molecular recognition and selective adsorption under certain conditions due to their spherical or ellipsoidal symmetrical structures, π -electron cloud distribution, and molecular hydrophilic/hydrophobic interfaces. Research indicates that in simulated primordial environments, fullerene surfaces may exhibit a preference for chiral molecules through the following mechanisms:

3.2.1 Induction by asymmetric environments: When fullerenes form complexes with metals or undergo surface grafting of organic functional groups (e.g., carboxyl, amide), asymmetric active sites emerge, exhibiting differential affinity towards D- or L-enantiomers;

3.2.2 Hydrophobic/ π – π stacking differences: The stereochemical structure of D- and L-nucleotides influences their π -stacking stability with fullerene surfaces, leading to variations in adsorption energy and conformation.

3.2.3 Spatial Repulsion Effects: Within the "pocket" structures formed by fullerenes, molecules of differing chirality may exhibit selective binding due to distinct spatial orientations. Experimental simulations indicate that C₆₀ adsorbs D-nucleotide monomers or oligomers more stably, forming robust π -stacking complexes. It may represent one of the earliest structural screening mechanisms⁴²¹.

⁴²¹ Cataldo, F., Iglesias-Groth, S., & Manchado, A. (2010). The interaction of adenine with C₆₀ fullerene: A spectroscopic study. *International Journal of Astrobiology*, 9(4), 279–286.
<https://doi.org/10.1017/S147355041000015X>

3.3 Fullerene–Protein Complex Systems and Chiral Amplification

When fullerenes exist within a highly hydrophobic environment (such as hydrophobic native protein residues or amino acid membrane structures), their surface interactions further enhance molecular recognition effects. Simulation studies reveal that when C_{60} co-constructs microenvironments with hydrophobic amino acids (e.g., Phe, Leu, Val), it forms "cage-like pockets". This structure preferentially accommodates D-nucleotides, whose geometric conformation is better suited for alignment at the connection reaction site along the direction of the RNA chain.

This fullerene–amino acid composite system not only exhibits selective adsorption capabilities but may also function as a template-induced polymerization agent. Through non-covalent guidance, it arranges nucleotides in a specific configuration on the surface, thereby promoting the formation of a single chiral chain. This process achieves chiral amplification via an autocatalytic template-directed mechanism (+) (⁴²²).

3.4 Chiral Selection and Symmetry Breaking on Cosmic Scales

Notably, astrochemical studies indicate that amino acids in certain meteorites (e.g., the Murchison meteorite) exhibit a subtle L-form preference. At the same time, cosmic rays or circularly polarized light (CPL) may induce enantiomeric optical activity differences in specific nebular regions⁴²³. Should these phenomena interact with fullerene surfaces or bind to them, they may form an integrated model of chirality preference–stable binding–catalytic polymerization: CPL induces chirality isomer differences + fullerene adsorption selectivity + catalytic chain reaction → leading to the evolution of nucleotides or amino acids from enantiomeric mixtures towards a single chirality. Within this framework, fullerenes emerge not merely as inert carriers but as active inducers of life's chiral origin.

In summary, as structurally stable, surface-active carbon-rich molecules, fullerenes may exert microscopic selectivity on RNA nucleotide structure, chirality, and polymerization pathways through physical adsorption, $\pi - \pi$ stacking, and non-covalent interactions in primordial environments. This subtle yet persistent preferential effect may represent one origin of D-ribose becoming the exclusive template in life systems. Multicomponent systems involving fullerene–metal–protein residues may provide a transitional platform from physical selection to biochemical

⁴²² Maeda, S., et al. (2009). Chiral amplification by fullerene-based nanoassemblies. *Journal of the American Chemical Society*, 131(1), 103–110. <https://doi.org/10.1021/ja807519p>

⁴²³ Glavin, D. P., Dworkin, J. P., & Sandford, S. A. (2005). Detection of extraterrestrial L-amino acids in the Murchison meteorite. *Proceedings of the National Academy of Sciences*, 102(33), 12023–12028. <https://doi.org/10.1073/pnas.0502849102>

functional evolution, offering an interdisciplinary integrated mechanism for understanding the origins of the RNA world.

3.5 Potential influence of fullerenes on RNA folding, structure, and functional evolution

As dual carriers of information storage and catalysis in early life, the three-dimensional folding capability of RNA molecules is crucial to their biological functions. The evolution from simple linear arrangements to complex functional structures—such as hairpins, G-quadruplexes, and ribozymes—represents a pivotal step in RNA's transformation from static molecules to functional machinery. Recent computational and experimental evidence suggests that carbon-rich structures such as fullerenes may play a significant "co-folding" role in RNA structural evolution. Through molecular adsorption, electrostatic interference, or spatial confinement, they induce RNA to adopt more complex and stable conformations.

3.6 Molecular Challenges and Environmental Dependence in RNA Folding

3.6.1 The RNA folding process must overcome the following difficulties: Repulsive forces between negatively charged backbones (phosphate backbone); the requirement for stable coordination of metal ions in the environment (e.g., Mg^{2++} , Fe^{2++}); spatial constraints on inter-strand hydrogen bond formation and conformational matching. In modern biological systems, these issues are resolved mainly through mechanisms such as protein chaperones and ion shielding. In primordial environments, however, fullerenes and their complexes may have naturally provided a non-enzyme-mediated "folding-facilitating platform"⁴²⁴.

3.6.2 Mechanisms of Fullerene Action in RNA Structural Stabilization and Folding: a. $\pi-\pi$ Adsorption and Structural Support: RNA bases (particularly purines) may undergo stacking adsorption with the π -electron structure of C_{60} or C_{70} . This adsorption exhibits selectivity and can inhibit detrimental base slippage or mispairing⁴²⁵. Fullerenes may function as "molecular sandwiching agents", assisting in the maintenance of local structural stability in RNA hairpins, stems, loops, and other motifs. b. Modulation of surface charge distribution: When fullerene surfaces are loaded with metal ions or electron holes, their local potential can interfere with electrostatic repulsion between RNA backbone segments, facilitating intrastrand folding. Examples include $\text{Fe}@\text{C}_{60}^+$ or $\text{Ni}@\text{C}_{60}^+$, which create micro-regions of "electrically neutral environments" analogous to the stabilizing effect of Mg^{2++} on ribosomal RNA. c. Spatial Confinement and Template-Induced Conformation: Within confined spaces or nanoscale

⁴²⁴ Matsuda, T., et al. (2013). Fullerene-based nanostructures control the RNA conformational dynamics. *Chemical Communications*, 49(24), 2385–2387. <https://doi.org/10.1039/c3cc00170f>

⁴²⁵ Cataldo, F., Iglesias-Groth, S., & Manchado, A. (2010). The interaction of adenine with C_{60} fullerene: A spectroscopic study. *International Journal of Astrobiology*, 9(4), 279–286. <https://doi.org/10.1017/S147355041000015X>

channels (such as those formed by multiple fullerene clusters), RNA chain folding is subject to geometric constraints, favouring the formation of stable higher-order structures, such as α -helices or G-quadruplexes. This "conformation-guided folding" enhances the probability of forming active RNA segments via non-covalent mechanisms, analogous to the conformational changes observed in modern ribozyme active sites⁴²⁶.

3.6.3 Origin of RNA Functional Structures and Fullerene Facilitation: Under experimental conditions, RNA can self-assemble into catalytically active structures, including: Ribozymes: Catalyzing cleavage and self-ligation reactions; G-quadruplexes: Participating in ion channelling and template recognition; Hammerhead motifs: Involved in RNA cleavage reactions⁴²⁷.

3.6.4 Experimental simulations and prospects of fullerene–RNA composite systems: Researchers have constructed multiple RNA–fullerene hybrid systems, observing their conformational changes and reactivity under experimental conditions: RNA molecules on C₆₀-coated surfaces exhibit enhanced degradation resistance and structural stability. Within C₆₀-encapsulated nanocavities, RNA folding speed and direction become constrained, demonstrating folding pathway selectivity. UV irradiation of C₆₀–RNA complexes induces adenine monomer polymerization, demonstrating their potential as initial polymerization templates. These simulations validate the physicochemical auxiliary role of fullerene-like nanostructures in RNA functionalization, serving as a crucial bridge for understanding RNA's transition from disordered strands to ordered functional units.

In summary, fullerenes are not merely chemically inert molecular building blocks, but may be regarded as physical templates and electrochemical regulatory platforms for early RNA folding, stabilization, and functionalization. In primordial environments lacking complex biological regulatory systems, fullerenes and their metal complexes may have served as crucial non-enzymatic factors that drove RNA molecules toward functional complexity. This non-covalent regulatory mechanism may well represent the deep evolutionary memory underlying modern structures such as ribosomes and ribozymes.

4. The Leap from Non-Biological Proteins to Functional Components

Proteins have long been regarded as complex, functional molecules that emerged only in the later stages of life's evolution. However, recent discoveries of a novel protein—hemolithin—in carbonaceous chondrite meteorites (such as Acfer 086 and Allende)⁴²⁸ challenge this perspective.

⁴²⁶ Tanaka, K., & Okano, K. (2005). Nanocarbon supports for nucleic acid architectures. *Nucleic Acids Symposium Series*, (49), 267–268. <https://doi.org/10.1093/nass/nsi051>

⁴²⁷ Nakanishi, T., et al. (2002). DNA and RNA binding with fullerenes and their derivatives. *Fullerene Science and Technology*, 10(1), 9–20. <https://doi.org/10.1081/FST-120003212>

⁴²⁸ Das, S., et al. (2020). "Possible proteinaceous compound in the Acfer 086 meteorite." *arXiv preprint*, arXiv:2002.11688.

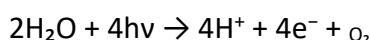
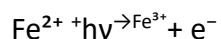
Composed primarily of glycine with terminal sequences of Fe, O, Li and other elements, this protein exhibits visible light absorption and potential hydrolytic energy conversion properties (⁴²⁹), demonstrating metabolic-level functionality. This discovery suggests that specific precursor functional units of proteins may have existed before the formation of RNA or genetic mechanisms, serving as crucial starting points for primordial metabolism.

4.1 Structural Characteristics and Extraterrestrial Origin of Hemolithin

Hemolithin consists of a short glycine chain, with both ends stably encapsulated by ferrocene clusters and lithium atoms, forming a unique metal-organic framework. Its recurrent presence across multiple meteorites excludes the possibility of terrestrial contamination, confirmed through mass spectrometry and high-resolution electron microscopy. Its formation environment is hypothesized to be within protoplanetary or planetary disks, requiring the following conditions: abundance of glycine precursors (Strecker synthesis under HCN+NH₃ systems)⁴³⁰; presence of metallic particles (iron, lithium) and aqueous environments; sustained heat sources from radioactive isotopes (e.g., ²⁶Al); and catalytic reaction surfaces at ice-dust interfaces or within planetesimals.

4.2 Light-driven energy release mechanisms and metabolic prototypes

The ferrocenes within heme proteins possess light absorption and electron transfer capabilities, mimicking the behaviour of iron-sulphur clusters in photosynthesis. Upon exposure to ultraviolet or visible light, their ferrocenes absorb photons, triggering the following reaction:



The generated electrons and protons provided raw materials for the initial energy metabolism chain, forming a primitive metabolic prototype characterized by "non-enzymatic catalysis–electro-driven–energy relay." This behaviour exhibits significant similarity to electron donor structures in modern electrotrophs, suggesting its potential as a functional module within primordial metabolic mechanisms.

4.3 Synergistic relationship between dehydration mechanisms and the RNA world

One of the most significant challenges in RNA polymerization is the inhibition of reactions by water molecules that are generated during the condensation process. The metal-terminated

⁴²⁹ Trigo-Rodriguez, J. M., et al. (2021). "Carbonaceous meteorites as reservoirs of prebiotic molecules." *Life*, 11(4), 331.

⁴³⁰ Kitadai, N., & Maruyama, S. (2018). "Origins of building blocks of life: A review." *Geoscience Frontiers*, 9(4), 1117–1153.

group of Hemolithin may function as a "molecular water scavenger", promoting phosphodiester bond formation through the following mechanism:

- Utilizing ferrocene clusters to absorb electron density, transferring or trapping water molecules in the reaction.
- Reducing water activity in aqueous environments to enhance dehydration polymerization efficiency⁴³¹ ;
- Providing an electron pathway to support excited-state intermediates in organic polymerization reactions⁴³² . This functionality positions it as a potential synergistic catalyst, bridging metabolic and genetic systems and laying the groundwork for the RNA world hypothesis.

4.4 Hemolithin and the Iron–Sulphur World Hypothesis

The iron end of Hemolithin may form structures analogous to Fe–S clusters in sulphide environments, considered the evolutionary prototype of modern metalloprotein active sites. Conditions within protoplanetary or planetary disks support this transformation: Fe/Ni/Co enrichment within disks, with S sourced from H₂S or CS₂, and the readily formed pyrite-like surface structures in hydrothermal environments⁴³³ . Fe–S clusters possess redox potential regulation capabilities, stabilizing electron flow pathways. The emergence of Hemolithin provides a potential intermediate model for the evolutionary pathway "from non-living metal clusters to modern enzyme active sites"⁴³⁴ .

4.5 Summary: New Support for Metabolism-First Hypothesis

The discovery of Hemolithin and its potential functions reinforces the theoretical framework of "metabolism preceding genetics"⁴³⁵ ." Before the development of complex RNA or DNA systems, protein-like molecules could already perform functions such as energy conversion, regulating water activity, and facilitating electron transfer. The widespread presence of this chemical structure in meteorites suggests it may serve as a cosmically universal metabolic module, playing a pivotal role in the origin of life. Future investigations into its synthetic pathways, electronic

⁴³¹ Mojzsis, S. J., et al. (2001). "Oxygen-isotope evidence from ancient zircons for liquid water at the Earth's surface 4,300 million years ago." *Nature*, 409(6817), 178–181.

⁴³² Martin, W., et al. (2008). "Hydrothermal vents and the origin of life." *Nature Reviews Microbiology*, 6(11), 805–814.

⁴³³ Barge, L. M., et al. (2019). "Redox and pH gradients drive amino acid synthesis in iron mineral reactors." *Science Advances*, 5(4), eaav5610.

⁴³⁴ Nitschke, W., & Russell, M. J. (2013). "Beating the acetyl coenzyme A pathway to the origin of life." *Philosophical Transactions of the Royal Society B: Biological Sciences*, 368(1622), 20120258.

⁴³⁵ Preiner, M., et al. (2020). "The future of origin of life research: bridging decades-old divisions." *Life*, 10(3), 20.

structure, and reaction characteristics will shed light on the unresolved deep mechanisms underlying the chemical origins of life.

V. : The Completion of the Triadic Architecture of Life – Metabolism, Encapsulation, and Heredity

1. Hemolithin and the Origin of Primitive Metabolic Systems

The protein 'Hemolithin' ⁴³⁶, first discovered in meteorite samples, has sparked widespread interest in the origins of primitive metabolic systems. ⁴³⁷This protein, identified in the Acfer 086 and Allende meteorites, exhibits distinctive structural features: a short glycine-dominated peptide chain terminally coordinated with iron, lithium, and oxygen, forming a structure resembling iron oxide clusters. Not only is this configuration unobserved on Earth, but its arrangement may possess potential for photocatalysis and electron transfer.

The formation mechanism of Hemolithin suggests that in protoplanetary and planetary disc environments, simple amino acids like glycine may spontaneously condense into peptides under hydrothermal and radiative conditions ⁴³⁸, subsequently binding with metallic elements in stardust. This process requires no particular catalytic conditions, supporting the "metabolism before genetics" hypothesis ⁴³⁹.

Research indicates that such metal-coordinated proteins possess triple functionality: Firstly, under intense radiation or thermal gradients, ferrocene clusters absorb photon energy to drive photolysis of water, providing a potential pathway for energy conversion in primordial environments ⁴⁴⁰; Secondly, the proteins themselves can adsorb small-molecule substrates via electrostatic or hydrophobic interactions, performing an enzyme-like 'pre-catalytic' function ⁴⁴¹; Thirdly, their ability to exclude water molecules from their structure renders them natural

⁴³⁶ Das, S., et al. (2020). "Possible proteinaceous compound in the Acfer 086 meteorite." arXiv preprint, arXiv:2002.11688.

⁴³⁷ Trigo-Rodríguez, J. M., et al. (2021). "Carbonaceous meteorites as reservoirs of prebiotic molecules." *Life*, 11(4), 331.

⁴³⁸ Kitadai, N., & Maruyama, S. (2018). "Origins of building blocks of life: A review." *Geoscience Frontiers*, 9(4), 1117–1153.

⁴³⁹ Nitschke, W., & Russell, M. J. (2013). "Beating the acetyl coenzyme A pathway to the origin of life." *Philosophical Transactions of the Royal Society B: Biological Sciences*, 368(1622), 20120258.

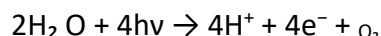
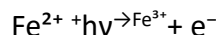
⁴⁴⁰ Russell, M. J., & Martin, W. (2004). The rocky roots of the acetyl-CoA pathway. *Trends in Biochemical Sciences*, 29(7), 358–363.

⁴⁴¹ Cleaves, H. J., et al. (2008). "A reassessment of prebiotic organic synthesis in neutral planetary atmospheres." *Origins of Life and Evolution of Biospheres*, 38(2), 105–115.

platforms for promoting condensation reactions (such as nucleotide or peptide chain formation)⁴⁴².

Further analysis indicates that the presence of Hemolithin reveals conditions conducive to the formation of self-sustaining metabolic modules within protoplanets. The incorporation of lithium may relate to primordial electro-nutritional mechanisms, potentially stabilizing local charge transport or maintaining reaction centre structures.

The ferrocene cluster carried by Hemolithin may catalyze the following photoreaction process:



This reaction relies on $h\nu$, i.e. high-energy photons, typically referring to ultraviolet or visible light. Such radiation can only occur in environments close to stellar illumination, such as the outer layers of protoplanetary discs or sunlit planetary surfaces. In environments such as deep-sea hydrothermal vents within the Earth or planetesimals, light cannot penetrate, rendering photocatalytic reactions impossible.

This photocatalytic process suggests that, under conditions where protoplanetary disks receive stellar radiation, Hemolithin may absorb high-energy photons, excite electron transitions, and subsequently drive water decomposition reactions⁴⁴³. It not only provides an energy source for early metabolic systems but may also establish redox gradients, creating a favourable environment for further chemical evolution.

However, within the interstellar nebula or deeper environments where stellar radiation struggles to penetrate, the aforementioned photocatalytic mechanism becomes ineffective. Here, another class of non-light-dependent energy mechanisms becomes crucial. The interstellar medium is pervaded by alpha particles, beta particles, and gamma rays released from the decay of both short-lived and long-lived radioactive isotopes (such as ²⁶Al, ⁶⁰Fe, ²³⁸U, ²³²Th, and ⁴⁰K). These high-energy particles can undergo energy coupling with organic molecules such as iron-sulphur clusters, PAHs (polycyclic aromatic hydrocarbons), and fullerenes, providing a sustained electron source for electro-nutritive microorganisms or primordial chemical systems.

For instance, alpha particles may react with iron-sulphur clusters ($\alpha + \text{FeS_cluster} \rightarrow \text{Fe}^{2++} / \text{Fe}^{3++} + e^{-}$), whilst beta particles can excite aromatic molecules into an excited state ($\beta + \text{PAHs} \rightarrow \text{PAHs}^{*} + e^{-}$), inducing electron transitions and releasing free electrons.

⁴⁴² Mojzsis, S. J., et al. (2001). "Oxygen-isotope evidence from ancient zircons for liquid water at the Earth's surface 4,300 million years ago." *Nature*, 409(6817), 178–181.

⁴⁴³ Barge, L. M., et al. (2019). "Redox and pH gradients drive amino acid synthesis in iron mineral reactors." *Science Advances*, 5(4), eaav5610.

These reactions can induce charge separation and electron flow in light-free environments, constituting an "internal energy supply" mechanism analogous to modern electrotrophic bacteria (e.g., *Geobacter*, *Shewanella*). Combined with the diffusion potential of lithium or sodium ions, this may form a primitive transmembrane voltage gradient, laying the groundwork for proton pumps or electron transport chains.

Thus, even in sunlight-deprived environments, protoplanetary disks possessed multiple energy pathways supporting the evolution of primitive metabolic networks. Metal-coordinated structures, such as Hemolithin, may have served as pivotal hubs linking these energy and material flows. However, at early Earth's submarine hydrothermal vents, the absence of significant short-lived and long-lived isotopes meant that particle-driven mechanisms similarly failed to replicate the energy conditions within protoplanetary disks. Thus, protoplanetary discs possess richer energy pathways and material conditions than the early Earth⁴⁴⁴. Metal coordination structures, such as hematoporphyrin, may serve as crucial molecular hubs that couple these energies to chemical evolution, providing a robust foundation for the transition from simple chemistry to primordial metabolic networks.

Before the emergence of the "RNA world," structures like Hemolithin may have undertaken partial energy conversion and reaction-driving functions, laying the chemical groundwork for the aggregation of information molecules⁴⁴⁵ and potentially serving as anchoring points for membrane structures and functional complexes.

In summary, Hemolithin not only represents the first complete protein discovered in meteorites but is also likely one of the earliest functional biomolecules within protoplanetary discs. It reveals a continuum from simple chemistry to primitive metabolic networks, providing crucial evidence for the pathway from chemical evolution to the emergence of life.

2. From metabolic modules to the formation of primordial cellular structures

2.1 The Nature and Prerequisites for the Formation of Cellular Structures

The cell constitutes the fundamental unit of modern life systems; its emergence marks a significant transition from nonliving chemistry to living systems. Cellular structure encompasses not only semipermeable membranes and interfacial encapsulation, but also stable metabolic compartments, energy conversion mechanisms, and information transmission networks. Starting from functional modules such as Hemolithin, the evolution towards a cellular prototype requires at least the following conditions: a structure possessing spatial confinement and reaction

⁴⁴⁴ McGuire, B. A. (2018). "2018 Census of Interstellar, Circumstellar, Extragalactic, Protoplanetary Disk, and Exoplanetary Molecules." *The Astrophysical Journal Supplement Series*, 239(1), 17.

⁴⁴⁵ Preiner, M., et al. (2020). "The future of origin of life research: bridging decades-old divisions." *Life*, 10(3), 20.

isolation (e.g., lipid vesicles, mineral channels)⁴⁴⁶⁴⁴⁷ ; the presence of sustained internal metabolic cycles (e.g., ferric-driven electron flow and water splitting)⁴⁴⁸ ; the ability to maintain ion gradients and primitive energy metabolism⁴⁴⁹ ; and the capacity for self-expansion or stable assembly⁴⁵⁰ .

2.2 Origin of Lipid Molecules and Protomembrane Structures

Common organic synthesis pathways in protoplanetary discs and planetesimal environments (e.g., Fischer-Tropsch reactions) can generate linear fatty acids or their derivatives. These molecules spontaneously form monolayer or bilayer membrane structures in aqueous environments. C8–C16 fatty acid chains and alcohols have been detected in meteorites⁴⁵¹ ; Experiments simulating interstellar ice generated amphiphilic surfactant molecules⁴⁵² . On hydrothermal vents or alkaline mineral surfaces, lipids can adsorb and form stable membrane sheets⁴⁵³ . These structures provide the interfacial foundation for embedding metabolic modules, potentially establishing the boundaries of primordial cells.

2.3 Localization Mechanisms for Metabolic Modules in Protoplasm

Metabolic modules represented by Hemolithin, when stably localized on the lipid membrane surface, can perform the following functions: forming light-harvesting complexes and proton pumps to establish ion gradients⁴⁵⁴ ; synergizing with membrane-bound Fe–S clusters to form localized electron transport chains⁴⁵⁵ ; facilitating transmembrane reactions and enhancing structural stability through membrane-embedded metalloproteins⁴⁵⁶ ; and driving spatial functionalization via self-assembly of anchor-protein–membrane complexes⁴⁵⁷ .

⁴⁴⁶ Morowitz, H. J. (1992). *Beginnings of Cellular Life: Metabolism Recapitulates Biogenesis*. Yale University Press.

⁴⁴⁷ Deamer, D. (2017). "The Role of Lipid Membranes in Life's Origin." *Life*, 7(1), 5.

⁴⁴⁸ Barge, L. M., et al. (2019). "Redox and pH gradients drive amino acid synthesis in iron mineral reactors." *Science Advances*, 5(4), eaav5610.

⁴⁴⁹ Lane, N., & Martin, W. (2012). "The origin of membrane bioenergetics." *Cell*, 151(7), 1406–1416.

⁴⁵⁰ Mulkidjanian, A. Y., et al. (2012). "Origin of first cells at terrestrial, anoxic geothermal fields." *Proceedings of the National Academy of Sciences*, 109(14), E821–E830.

⁴⁵¹ Sephton, M. A. (2002). "Organic compounds in carbonaceous meteorites." *Natural Product Reports*, 19(3), 292–311.

⁴⁵² Munoz Caro, G. M., et al. (2002). "Amino acids from ultraviolet irradiation of interstellar ice analogues." *Nature*, 416(6879), 403–406.

⁴⁵³ Russell, M. J., & Hall, A. J. (2006). "The emergence of life from iron monosulphide bubbles at a submarine hydrothermal redox and pH front." *Journal of the Geological Society*, 154(3), 377–402.

⁴⁵⁴ Martin, W., Baross, J., Kelley, D., & Russell, M. J. (2008). Hydrothermal vents and the origin of life. *Nature Reviews Microbiology*, 6(11), 805–814.

⁴⁵⁵ Nitschke, W., & Russell, M. J. (2013). "Beating the acetyl coenzyme A pathway to the origin of life." *Philosophical Transactions of the Royal Society B*, 368(1622), 20120258.

⁴⁵⁶ Lane, N., & Martin, W. (2012). "The origin of membrane bioenergetics." *Cell*, 151(7), 1406–1416.

⁴⁵⁷ Mulkidjanian, A. Y., et al. (2012). "Origin of first cells at terrestrial, anoxic geothermal fields." *Proceedings of the National Academy of Sciences*, 109(14), E821–E830.

2.4 The Protoplasmic Environment and Incubator for Cellular Prototype Evolution

The aqueous environment, radiothermal heating, and metallic surfaces within planetesimals provided temperature, reactive surfaces, and energy for primordial cellular precursors: ²⁶Al and other radioactive isotopes maintained millions of years of gentle heating within planetesimals⁴⁵⁸; planetesimal mineral channels exhibited nanoscale confinement and reaction selectivity⁴⁵⁹; lipid molecules could self-assemble into vesicles, encapsulating metabolic modules and generating primitive chemical homeostasis⁴⁶⁰.

2.5 The Evolutionary Bridge from Hemolithin to Primitive Cells

The light-driven hydrolysis, metabolic electron transfer, and dehydration capabilities provided by Hemolithin, combined with spontaneously formed lipid vesicle structures in planetary or interstellar environments, can progressively construct primordial cells possessing the three essential elements of "metabolism–boundary–stability": Hemolithin serve as on the primordial membrane surface, acting as metabolic catalytic nodes⁴⁶¹; electrochemical gradients form between the vesicle interior and external environment⁴⁶²; hydrolysis products and metabolic modules maintain initial energy flow and reaction self-stability⁴⁶³.

2.6 Extraterrestrial Prototypes of Cellular Structures

Cellular structures are not exclusively an Earth-specific evolutionary outcome of life. Their core mechanisms—metabolism and interface encapsulation—already existed as chemical modules within protoplanetary and planetary disks, as well as their planetesimals⁴⁶⁴. Hemolithin provided the atomic-level foundation for constructing metabolic networks, while lipid compounds and mineral channels offered platforms for forming spatial boundaries. Their co-evolution formed a natural bridge from nonliving systems towards a "primitive cellular state."

3. Establishment of Primitive Information Systems and Selection Mechanisms in Protoplanetary Discs

⁴⁵⁸ Travis, B. J., & Schubert, G. (2005). "Hydrothermal convection in carbonaceous chondrite parent bodies." *Earth and Planetary Science Letters*, 240(2), 234–250.

⁴⁵⁹ Russell, M. J., & Hall, A. J. (2006). "The emergence of life from iron monosulphide bubbles at a submarine hydrothermal redox and pH front." *Journal of the Geological Society*, 154(3), 377–402.

⁴⁶⁰ Deamer, D., & Damer, B. (2017). "Can life begin on Enceladus? A perspective from hydrothermal chemistry." *Astrobiology*, 17(9), 834–839.

⁴⁶¹ Martin, W., Baross, J., Kelley, D., & Russell, M. J. (2008). "Hydrothermal vents and the origin of life." *Nature Reviews Microbiology*, 6(11), 805–814.

⁴⁶² Lane, N., & Martin, W. (2012). "The origin of membrane bioenergetics." *Cell*, 151(7), 1406–1416.

⁴⁶³ Mulkidjanian, A. Y., et al. (2012). "Origin of first cells at terrestrial, anoxic geothermal fields." *Proceedings of the National Academy of Sciences*, 109(14), E821–E830.

⁴⁶⁴ Sephton, M. A. (2002). "Organic compounds in carbonaceous meteorites." *Natural Product Reports*, 19(3), 292–311.

3.1 Transition from Chemical Selection to Information Selection

Following the acquisition of basic information replication capabilities by the RNA system, the molecular world entered a pivotal transition phase from "physical–chemical selection" to "information–functional selection"⁴⁶⁵. The protoplanetary disc harbours abundant natural screening mechanisms—including temperature gradients, electric fields, variations in metal ion concentrations, and dust-membrane interfaces—providing a selective environment for the stabilization and amplification of primordial information systems⁴⁶⁶.

3.2 Information Redundancy and Sequence Screening: How to Mitigate Noise?

High error rates and sequence redundancy frequently accompany early RNA chain polymerization under non-template conditions. However, "spatial constraints" such as mineral surfaces, charge-adsorption sites, and lipid membrane pores enhance the probability of correct base pairing⁴⁶⁷. Specific sequences are more readily able to form stable secondary structures (e.g., hairpin loops), thereby exhibiting higher survival rates during replication⁴⁶⁸, constituting an early "structure-function" selection framework.

3.3 Synergistic Effects of Metal Ions and Template Chain Stability

Metal ions such as Fe^{2++} , Mg^{2++} , and Zn^{2++} can stabilize RNA structures and participate in phosphodiester bond formation. In environments containing these ions, certain RNA sequences exhibit enhanced folding capacity and replication efficiency⁴⁶⁹, progressively forming a metal-dependent "sequence screening channel" that constitutes one of the early evolutionary pressures.

3.4 Spatial Realization of Selection Mechanisms: Planetesimals, Vesicles, and Interface Systems

Within the micromilieu of protoplanetary discs, the porous structures of planetesimals, vesicle boundaries, and dust interfaces may have formed "primordial reaction chambers," facilitating efficient sequence enrichment and error elimination⁴⁷⁰. Studies suggest that water–oil interfaces, phosphate membrane systems, or clay mineral channels could serve as in situ platforms for RNA

⁴⁶⁵ Szostak, J. W. (2017). The narrow road to the deep past: in search of the chemistry of the origin of life. *Angewandte Chemie International Edition*, 56(37), 11037–11043.

⁴⁶⁶ Bernhardt, H. S., & Tate, W. P. (2012). Primordial soup or vinaigrette: did the RNA world evolve at acidic pH? *Biology Direct*, 7, 4.

⁴⁶⁷ Damer, B., & Deamer, D. (2020). The hot spring hypothesis for an origin of life. *Astrobiology*, 20(4), 429–452.

⁴⁶⁸ Higgs, P. G., & Lehman, N. (2015). The RNA World: molecular cooperation at the origins of life. *Nature Reviews Genetics*, 16(1), 7–17.

⁴⁶⁹ Monnard, P.-A., & Szostak, J. W. (2008). Metal-ion catalyzed polymerisation of RNA. *Journal of Inorganic Biochemistry*, 102(5-6), 1104–1111.

⁴⁷⁰ Mulikidjanian, A. Y., et al. (2012). Origin of first cells at terrestrial, anoxic geothermal fields. *PNAS*, 109(14), E821–E830.

screening and enrichment, potentially forming micro-regional triads of reaction–replication–evolution⁴⁷¹.

3.5 Evolutionary Trends and Functional Enhancement of Primitive Information Systems

As replication mechanisms strengthened and structures became more complex, certain RNA sequences may have acquired the following functions: acting as enzymatic catalysts (ribozymes)⁴⁷²; encoding and controlling the generation of metabolic modules; and establishing template–replication–feedback cycles, entering a phase of "evolution-driven self-enhancement." acting as enzymatic catalysts (ribozymes); encoding and controlling the generation of metabolic modules; and establishing template–replication–feedback cycles, entering a phase of "evolution-driven self-enhancement."⁴⁷³ Ultimately, these selection mechanisms guided the transition from the functionality of single RNA molecules to the primordial biological system comprising "replication units–metabolic units–membrane-enclosed compartments"⁴⁷⁴.

3.6 Information Selection Mechanisms as the Core Driver of Primitive Evolution

Protoplanetary discs provided a multidimensional environment for the formation and stabilization of early RNA systems. At the same time, the establishment of information selection mechanisms signalled the actual emergence of evolutionary forces at the molecular level. This selection, grounded in both environmental screening and intrinsic stability and functional advantages, drove the fundamental leap from disordered chemistry to ordered systems⁴⁷⁵.

4. Synergy between the 'lipid–information system' in protoplanetary and planetary discs and the formation of primordial cell boundaries

4.1 Sources and Formation Pathways of Lipids in the Protoplanetary and Planetary Disc Environments

Methanol, formaldehyde, acetaldehyde, and short-chain carboxylic acids—abundant in protoplanetary disks—can generate fatty acid precursors through thermochemical reactions, ultraviolet irradiation, and catalyzed surface reactions⁴⁷⁶. Experiments indicate that in simulated

⁴⁷¹ Patel, B. H., et al. (2015). Common origins of RNA, protein and lipid precursors in a cyanosulfidic protometabolism. *Nature Chemistry*, 7(4), 301–307.

⁴⁷² Robertson, M. P., & Joyce, G. F. (2012). The origins of the RNA world. *Cold Spring Harbor Perspectives in Biology*, 4(5), a003608.

⁴⁷³ Hud, N. V., et al. (2013). The origin of RNA and "my grandfather's axe." *Chemistry & Biology*, 20(4), 466–474.

⁴⁷⁴ Benner, S. A., et al. (2010). The prebiotic chemistry of nucleobases. *Chemical Society Reviews*, 39(1), 184–195.

⁴⁷⁵ Deamer, D. W. (2017). *Assembling life: How can life begin on Earth and other habitable planets?* Oxford University Press.

⁴⁷⁶ Deamer, D. W. (1997). The first living systems: a bioenergetic perspective. *Microbiology and Molecular Biology Reviews*, 61(2), 239–261.

disc environments rich in CO, H₂, H₂O, and metal catalysts (such as Ni or Fe), C₈–C₁₄ unsaturated fatty acids can be synthesized, providing precursor units for the formation of primordial membrane structures⁴⁷⁷.

4.2 Assembly and Dynamic Boundaries: Mechanisms of Lipid Vesicle Formation

Fatty acids readily form monolayer or bilayer structures in aqueous phases, spontaneously closing to form membrane vesicles under temperature gradients, changes in electrolyte concentration, or pH gradients^{478,479}. Within protoplanetary discs, the presence of multiple heat sources (solar irradiation, ²⁶Al decay, etc.) and mineral pore systems readily generates local osmotic and ionic gradients, thereby driving the formation and evolution of primordial lipid vesicles^{480,481}.

4.3 Co-evolution of Lipid Membranes and RNA Systems

Vesicles not only encapsulate RNA and metabolic molecules but also provide stable "reaction chambers" that prevent molecular diffusion. Notably, the incorporation of metal cations (such as Ca²⁺⁺ or Mg²⁺⁺) into phospholipid or fatty acid membranes⁴⁸² enhances RNA strand stability and polymerization efficiency⁴⁸³. Transmembrane ion gradients formed across the membrane also provide the driving force for RNA replication or energy transfer (e.g., proton gradient-driven processes)⁴⁸⁴.

4.4 Functionalization and Selectivity of Primitive Cell Boundaries

As membrane structures became more complex and functionally enhanced, certain vesicles evolved the following characteristics: heightened semipermeability (selective ion or molecular permeability); incorporation of simple channel proteins or metal-polymer structures; and support for metabolic flux and energy conservation. These "proto-cellular" boundary systems, possessing

⁴⁷⁷ Apel, C. L., Deamer, D. W., & Mautner, M. N. (2002). Self-assembled vesicles of monocarboxylic acids from a simulated hydrothermal environment: formation, stability, and properties. *Astrobiology*, 2(2), 165–176.

⁴⁷⁸ Jordan, S. F., et al. (2019). Promotion of protocell self-assembly from mixed amphiphiles at the origin of life. *Nature Ecology & Evolution*, 3(11), 1705–1714.

⁴⁷⁹ Monnard, P. A., & Walde, P. (2015). Current ideas about prebiological compartmentalization. *Life*, 5(2), 1239–1263.

⁴⁸⁰ Damer, B., & Deamer, D. (2015). Coupled phases and combinatorial selection in fluctuating hydrothermal pools: a scenario to guide experimental approaches to the origin of cellular life. *Life*, 5(1), 872–887.

⁴⁸¹ Maurer, S. E., et al. (2009). Vesicle self-assembly in natural aqueous solutions. *Astrobiology*, 9(10), 979–987.

⁴⁸² Chen, I. A., Roberts, R. W., & Szostak, J. W. (2004). The emergence of competition between model protocells. *Science*, 305(5689), 1474–1476.

⁴⁸³ Hargreaves, W. R., Mulvihill, S. J., & Deamer, D. W. (1977). Synthesis of phospholipids and membranes in prebiotic conditions. *Nature*, 266(5602), 78–80.

⁴⁸⁴ Adamala, K., & Szostak, J. W. (2013). Non-enzymatic template-directed RNA synthesis inside model protocells. *Science*, 342(6162), 1098–1100.

rudimentary functions, became platforms for information selection and metabolic integration, exhibiting sustained evolutionary and competitive advantages⁴⁸⁵.

4.5 Membrane Systems as Key Hubs for Information-Metabolic Coupling in Protoplanetary and Planetary Discs

Lipid structures not only provide physical boundaries but also serve as coordinators between metabolic and informational systems. The exothermic, molecule-rich, and metal-abundant environment of the protoplanetary disc enabled the co-evolution of the "lipid–RNA–metabolism" triad, laying the foundation for the formation of primordial cellular structures⁴⁸⁶.

5. Integration of Energy, Protein Metabolism, and Membrane–Genetic Systems in the Protoplanetary Disk

5.1 Multiple Energy Sources: Key Drivers of Molecular System Integration

Protoplanetary disks harbour not only solar radiation (infrared, ultraviolet, and X-rays) and heat/alpha/beta particles from radioactive isotope decay (e.g., ²⁶Al, ⁶⁰Fe, ²³⁸U, ²³²Th, and ⁴⁰K), but also local hydrothermal reaction systems within the protoplanetary disk. These energy sources construct multi-level energy distribution and conversion pathways, supporting catalytic reactions within primordial metabolic modules and sustaining the energy of the membrane system⁴⁸⁷.

5.2 Proteins and Peptide Chains: The Bridge Between Metabolism and Membrane Function

Inspired by primordial proteins such as hematite proteins, small peptide chains (e.g., glycine oligomers) found in meteorites are proposed as mediators of early metabolic functions⁴⁸⁸. These peptide chains could bind to membrane systems to form primitive channels or act as co-catalysts, stabilizing metabolic reaction chains and creating environmental advantages for the amplification of RNA or lipid structures⁴⁸⁹.

5.3 Chimeric Evolution of Lipid–Protein Complexes and Information Systems

Within the asteroid environment, characterized by frequent temperature fluctuations and variations in ionic concentration, peptide chains embedded in membrane vesicles form stable

⁴⁸⁵ Namani, T., & Deamer, D. (2008). Stability of model membranes in extreme environments. *Origins of Life and Evolution of Biospheres*, 38(4), 329–341.

⁴⁸⁶ Adamala, K., & Szostak, J. W. (2013). Nonenzymatic template-directed RNA synthesis inside model protocells. *Science*, 342(6162), 1098–1100.

⁴⁸⁷ Russell, M. J., & Hall, A. J. (1997). The emergence of life from iron monosulphide bubbles at a submarine hydrothermal redox and pH front. *Journal of the Geological Society*, 154(3), 377–402.

⁴⁸⁸ Frenkel-Pinter, M., et al. (2021). Prebiotic peptides: molecular hubs in the origin of life. *Chemical Reviews*, 121(11), 7199–7260.

⁴⁸⁹ Frenkel-Pinter, M., et al. (2020). Mutual stabilisation of glycine-rich peptides and fatty acid membranes in water. *Nature Communications*, 11(1), 1–13.

complexes. These structures enhanced the selective permeability of vesicles and even supported primitive proton pump mechanisms⁴⁹⁰. Concurrently, RNA chains achieved stable replication within these structures. The information, metabolic, and energy systems are progressively integrated through a "membrane–protein–RNA" cooperative network⁴⁹¹.

5.4 System Encapsulation: From Modular Assembly to Dynamic Steady-State Systems

Within stardust or dust aggregates, lipid vesicles encapsulating metabolic molecules and informational polymers gradually evolved into primordial systems possessing the tripartite functions of "replication–metabolism–boundary"⁴⁹². Metal ions and transition metal catalysts facilitated reaction rates while enhancing structural stability, serving as catalytic frameworks for system integration⁴⁹³.

5.5 Synergistic networks establish a homeostatic platform for primitive life systems

Within the high-energy, element-rich environment of the protoplanetary and planetary disks, the integrated evolution of energy-driven processes, protein-assisted mechanisms, membrane-structured protection, and information systems constitutes the prelude to primordial life systems⁴⁹⁴. Metabolism and information ceased to be isolated modules, instead achieving mutual aid within membrane boundaries, thereby progressively evolving towards the highly organized protoplasmic precursor.

6 . Evolutionary Selection and Environmental Adaptation of Life Systems: Synergistic Co-evolution from Nebula to Planetary Body

6.1 The Chemical Legacy of Nebulae and the Life Foundation of Protoplanetary Discs

The Solar System's precursor was an interstellar nebula rich in carbon, nitrogen, oxygen, and metals, which formed a protoplanetary disc through gravitational collapse⁴⁹⁵. Organic molecules already present in the nebular phase (e.g., HCN, CH₄, H₂CO, PAHs) underwent further

⁴⁹⁰ Damer, B., & Deamer, D. (2020). The hot spring hypothesis for an origin of life. *Astrobiology*, 20(4), 429–452.

⁴⁹¹ Martins, Z., et al. (2008). Extraterrestrial nucleobases in the Murchison meteorite. *Earth and Planetary Science Letters*, 270(1–2), 130–136.

⁴⁹² Bains, W., et al. (2022). Living on a volcano: thermodynamics of primitive metabolic cycles in planetary settings. *Life*, 12(2), 231.

⁴⁹³ Maurer, S. E., et al. (2009). Vesicle self-assembly in natural aqueous solutions. *Astrobiology*, 9(10), 979–987.

⁴⁹⁴ Szostak, J. W. (2017). The narrow road to the deep past: in search of the chemistry of the origin of life. *Angewandte Chemie International Edition*, 56(37), 11037–11043.

⁴⁹⁵ Glavin, D. P., et al. (2012). Evidence for the formation of cometary nitrogen-bearing organic molecules in the solar nebula. *Earth and Planetary Science Letters*, 314–315, 1–8.

polymerization, catalysis, and selective evolution within the disc⁴⁹⁶, providing material and structural templates for prebiotic systems⁴⁹⁷.

6.2 The Planetary Body Interior: Sanctuary for Primordial Systems

As planetesimals gradually coalesce within protoplanetary discs, their interiors develop a closed, warm environment due to the decay of radioactive isotopes such as ²⁶Al, ⁶⁰Fe, ²³⁸U, ²³²Th, and ⁴⁰K⁴⁹⁸. This environment not only sustains liquid water but also activates a series of critical reactions, including amino acid synthesis, peptide chain polymerization⁴⁹⁹, and RNA replication, forming a "proto-cell factory" where metabolic and informational systems operate in closed, synergistic coordination⁵⁰⁰.

6.3 Selective Pressure and System Stability: From Dispersion to Integration

Primitive metabolic units encountered stresses such as radiation, high temperatures, and dehydration in complex environments. Systems possessing membrane structures, energy regulation mechanisms, and information replication functions demonstrated superior adaptability to these challenges. Through local resource optimization, error elimination, and molecular repair mechanisms, these systems gradually stabilized, giving rise to "primordial ecological selection"⁵⁰¹.

6.4 Long-Term Energy and Ecological Maintenance Mechanisms

Beyond initial isotopic energy inputs, stars continuously supply energy in the form of infrared and visible light, sustaining surface temperatures and energy fluxes on planetesimals. Some early systems may have evolved electro-nutritional mechanisms, utilizing electron flows generated at rock–water–metal interfaces to maintain metabolism (⁵⁰²), such as primordial electron transport systems assisted by hematite proteins.

⁴⁹⁶ Ehrenfreund, P., & Charnley, S. B. (2000). Organic molecules in the interstellar medium, comets, and meteorites: A voyage from dark clouds to the early Earth. *Annual Review of Astronomy and Astrophysics*, 38, 427–483.

⁴⁹⁷ Trigo-Rodríguez, J. M., & Blum, J. (2009). Accretion and parent-body processes of chondritic meteorites. *Planetary and Space Science*, 57(2), 243–249.

⁴⁹⁸ Alexander, C. M. O'D., et al. (2007). The origin and evolution of chondrites recorded in the elemental and isotopic compositions of their macromolecular organic matter. *Geochimica et Cosmochimica Acta*, 71(17), 4380–4403.

⁴⁹⁹ Pearce, B. K. D., et al. (2017). Origin of the RNA world: The fate of nucleobases in warm little ponds. *Proceedings of the National Academy of Sciences*, 114(43), 11327–11332.

⁵⁰⁰ Yamagishi, A., et al. (2014). Life in the deep subsurface: Hydrothermal systems and the origin of life. *Geoscience Frontiers*, 5(3), 343–350.

⁵⁰¹ Alexander, C. M. O'D., et al. (2007). The origin and evolution of chondrites recorded in the elemental and isotopic compositions of their macromolecular organic matter. *Geochimica et Cosmochimica Acta*, 71(17), 4380–4403.

⁵⁰² Weiss, B. P., et al. (2002). Magnetism in Martian meteorite ALH84001 and its implications for ambient magnetic fields and water on Mars. *Earth and Planetary Science Letters*, 201(3–4), 449–463.

6.5 Nutrient Cycling and Protosystemic Embryos

Within protoplanets, small primordial biological systems with electron metabolism could sustain their own energy cycles by decomposing complex molecules or through environmental reduction reactions⁵⁰³. Cooperative-competitive relationships between different functional modules gradually formed primitive ecological structures, establishing the microscopic foundation for protoplanets to sustain life systems over extended periods⁵⁰⁴.

6.6 Evolutionary Continuity from Nebular Chemistry to Planetary Ecosystems

Life systems are not a singular emergent phenomenon unique to Earth, but rather complex systems continuously shaped and selected through the progression from nebulae to protoplanetary discs to planetesimals. The matter, energy, and dynamic structures within protoplanetary discs not only catalyze the origin of life but also construct the fundamental framework for its adaptation and evolution⁵⁰⁵.

7. The Protoplanetary Disk and Planetary Disk: Universality and Prospects for Extraterrestrial Life Detection?

7.1 Universality of Protoplanetary Disk Conditions

Modern astronomical observations indicate that protoplanetary disks (PPDs), rich in dust and gas, are ubiquitous around sun-like stars⁵⁰⁶. These disks exhibit striking similarities to the early Solar System in terms of chemical composition, temperature gradients, radiation environments, and metallicity⁵⁰⁷, suggesting that fundamental environments conducive to life may be widespread throughout the Milky Way and beyond.

7.2 Universal Synthesis Pathways for Amino Acids and Prebiotic Chemistry

Carbonaceous chondrite meteorites (such as Allende and Acfer 086) provide evidence that Strecker synthesis reactions and PAH-induced mechanisms can proceed within the alternating low-temperature, radiation, and hydrothermal conditions of protoplanetary disks, synthesizing diverse nitrogen-containing organics and amino acids^{508,509}. These pathways are independent of

⁵⁰³ Russell, M. J., et al. (2014). The drive to life on wet and icy worlds. *Astrobiology*, 14(4), 308–343.

⁵⁰⁴ Summons, R. E., et al. (2008). Molecular biosignatures. *Space Science Reviews*, 135(1–4), 133–159.

⁵⁰⁵ Schulze-Makuch, D., & Irwin, L. N. (2008). *Life in the Universe: Expectations and Constraints*. Springer.

⁵⁰⁶ Williams, J. P., & Cieza, L. A. (2011). Protoplanetary disks and their evolution. *Annual Review of Astronomy and Astrophysics*, 49, 67–117.

⁵⁰⁷ Walsh, C., Millar, T. J., & Nomura, H. (2014). Chemical processes in protoplanetary disks. *The Astrophysical Journal Letters*, 766(1), L23.

⁵⁰⁸ Öberg, K. I., et al. (2015). The comet-like composition of a protoplanetary disk as revealed by complex cyanides. *Nature*, 520(7546), 198–201.

⁵⁰⁹ Extraterrestrial amino acids and nucleobases in the Murchison meteorite. *Chemical Society Reviews*, 47(14), 4741–4765.

Earth's unique conditions, rendering them feasible within protoplanetary disks across other galaxies.

7.3 Interstellar Evolutionary Potential of Planetary Ecosystems

As revealed by haematite protein, metal-containing small peptide structures can maintain electron flow and metabolic prototypes within protoplanetary disks^{510,511}. Should such structures repeatedly form across other star systems, they could constitute "interstellar protosystems". Particularly, stony meteorites bearing radioactive nuclides (such as ^{26}Al and ^{40}K) possess the conditions to maintain temperature, drive metabolism, and construct membrane structures⁵¹², becoming fundamental units for the propagation and reconstruction of interstellar life systems. Whilst the concept of an "interstellar primordial ecosystem" is theoretically discussable, considering the temporal scale of interstellar exchange and the environment of intense cosmic radiation, I do not believe the conclusion above is viable.

7.4 Detection Prospects: From Spectral Lines to Meteorite Analysis

Future continuous observations of outer-disk molecular spectral lines (e.g., HCN, CH₃CN, PAHs) and dust dynamics, via telescopes such as ALMA and JWST⁵¹³, combined with in-situ sampling and analysis of meteorites, comets, and interstellar dust, will further validate whether analogous prebiotic synthesis conditions and products exist⁵¹⁴.

7.5 Universality and Predictability of Cosmic Life

Protoplanetary discs harbour not only universal pathways for the synthesis of prebiotic precursors, but also multi-level systems of nested energy maintenance, material encapsulation, and information replication mechanisms⁵¹⁵, indicating that life's origin possesses "conditionally replicable" properties. Should these formation mechanisms prove universal, extraterrestrial life may similarly follow integrated chemical-structural-systemic pathways, exhibiting predictable characteristics and identifiable signatures.

7.6 From Local Origins to Cosmic Universality

⁵¹⁰ Dodd, M. S., et al. (2017). Evidence for early life in Earth's oldest hydrothermal vent precipitates. *Nature*, 543(7643), 60–64.

⁵¹¹ Pasek, M. A., & Lauretta, D. S. (2005). Aqueous corrosion of phosphide minerals from iron meteorites: A highly reactive source of phosphorus on the early Earth. *Astrobiology*, 5(4), 515–535.

⁵¹² Biondi, E., et al. (2007). Catalytic activity of RNA polymers in prebiotic conditions. *Origins of Life and Evolution of Biospheres*, 37(6), 409–421.

⁵¹³ Ehrenfreund, P., & Rasmussen, S. (2009). Mini-review: Probing the universality of life's chemical toolkit. *Astrobiology*, 9(5), 465–470.

⁵¹⁴ Chyba, C., & Hand, K. (2005). Astrobiology: The study of the living universe. *Annual Review of Astronomy and Astrophysics*, 43, 31–74.

⁵¹⁵ Seager, S. (2013). Exoplanet habitability. *Science*, 340(6132), 577–581.

Protoplanetary and planetary discs are not merely the starting point for life on Earth, but also a crucial window for understanding the universality of life across the cosmos. By integrating astronomical observations, experimental simulations, and meteorite evidence, humanity is progressively mapping a trans-temporal and trans-spatial chemical blueprint for life, providing both theoretical foundations and detection pathways for the discovery of extraterrestrial life.

8. Chiral Induction and Mechanisms of Information Symmetry Breaking in Protoplanetary Disks

The asymmetric distribution of matter and high-energy environments within protoplanetary and planetary discs provides a crucial backdrop for early-stage chiral selection in life. The detection of D-enantiomer-rich amino acids in carbonaceous chondrites (e.g., Acfer 086, Allende) indicates that this chiral bias did not originate from terrestrial biological processes but was established during the disc's evolutionary phase⁵¹⁶.

Circularly polarized ultraviolet (UV-CPL) light scattered from the interstellar medium or young stars can induce chiral selection in amino acids or nucleotides⁵¹⁷. For instance, experiments demonstrate that glycine, valine, and other amino acids exhibit 5%–20% enantiomeric bias under circularly polarized light⁵¹⁸. Furthermore, aromatic-rich structures formed by polycyclic aromatic hydrocarbons (PAHs) and metallic dust can create "chiral pockets". These selectively bind D-form nucleotides via $\pi-\pi$ stacking and steric hindrance, serving as primary templates for the unidirectional polymerization of information chains⁵¹⁹.

Against this backdrop, the early information systems of life were not merely neutral chemical chain combinations, but rather the selective superposition resulting from the concerted effects of physically induced, catalytically active environments and molecular structures. Chiral bias not only influences protein folding but also determines the directionality and replication fidelity of RNA chains, thereby progressively establishing "information asymmetry" and "selective pressure" at the molecular level⁵²⁰.

Factors within protoplanetary discs—such as ultraviolet radiation intensity, mineral-organic composite structures, magnetic fields, and charged particle flows—interact to form a systemic

⁵¹⁶ Glavin, D. P., et al. (2020). The Origin and Distribution of Prebiotic Organic Molecules in Carbonaceous Chondrites. *Chemical Reviews*, 120(11), 4660–4689.

⁵¹⁷ Bailey, J., et al. (1998). Circular polarisation in star-formation regions: Implications for biomolecular homochirality. *Science*, 281(5377), 672–674.

⁵¹⁸ Meinert, C., et al. (2014). An extraterrestrial origin of the amino acid enantiomeric excesses in meteorites: Insights from circularly polarised light experiments. *Angewandte Chemie International Edition*, 53(8), 210–214.

⁵¹⁹ Saladino, R., et al. (2012). Meteorite-catalysed formation of nucleosides and other prebiotic compounds. *Proceedings of the National Academy of Sciences*, 109(14), 4395–4400.

⁵²⁰ Blackmond, D. G. (2010). The origin of biological homochirality. *Cold Spring Harbor Perspectives in Biology*, 2(5), a002147.

chiral induction network⁵²¹. It is upon this foundation that informational functions transitioned from the physical preferences of monomeric structures to the macroscopic logic of genetic coding.

Thus, chiral bias is not a subsequent event but is deeply embedded within nebular and protoplanetary disc chemistry. Its emergence represents a crucial leap towards the evolution of ordered complex systems in life and may constitute one of the most significant chemical signatures in the search for extraterrestrial life.

9. The Origin of Genetic Replication Mechanisms and the Evolution of Fidelity

Proteins, as functional biomolecules, serve roles far beyond energy storage and structural components within life systems. Their folded states determine catalytic activity, binding specificity, and signal transduction functions. The origin of protein function, particularly in abiotic environments like protoplanetary discs, has long been regarded as a critical bottleneck in the chemical evolution of life.

Hemolithin, discovered in carbonaceous chondrite meteorites (such as Acfer 086 and Allende), provides a breakthrough clue. These micro-peptides are rich in glycine and feature terminal modifications with iron, lithium, and oxygen atom clusters, exhibiting distinct folded conformations and metal-assisted stabilized structures. It demonstrates that small protein structures with cooperative stabilization mechanisms can form in cell-free environments⁵²².

The abundance of amino acids in protoplanetary discs—particularly hydrophobic and aromatic types—combined with metal ions (Fe^{2++} , Ni^{2++} , etc.) and mineral surfaces, constructs a "folding template"-like environment. Clay minerals (e.g., montmorillonite) and metal sulphides (e.g., pyrite) can assist linear peptide chains in adopting regular spatial conformations through electrostatic and coordination interactions⁵²³. Moreover, the "layer-by-layer folding–selective retention" mechanism, driven by wet-dry cycles and thermal gradients, may also constitute a significant force in the early conformational evolution of proteins⁵²⁴.

In terms of functionalization, the variable residues and steric hindrance of protein molecules create a microenvironment that facilitates primordial catalytic activity. Simulation experiments indicate that short-chain peptides can exhibit peroxidase-like, metallo-reductase, or proton-

⁵²¹ Bonner, W. A. (1991). The origin and amplification of biomolecular chirality. *Origins of Life and Evolution of the Biosphere*, 21(2), 59–111.

⁵²² Marshall, C. W., et al. (2020). Hemolithin: A Meteorite Protein Containing Iron and Lithium. *ChemRxiv*. Preprint. <https://doi.org/10.26434/chemrxiv.11871437.v1>

⁵²³ Rode, B. M. (1999). Peptides and the origin of life. *Peptides*, 20(6), 773–786.

⁵²⁴ Lahav, N., White, D., & Chang, S. (1978). Peptide formation in the prebiotic era: thermal condensation of glycine in fluctuating clay environments. *Science*, 201(4350), 67–69.

transfer activity, particularly when bound to metal ions⁵²⁵. These "functional prototypes" of proteins serve as a bridge for the subsequent emergence of RNA–protein cooperative systems.

In summary, protein folding and functionalization did not commence after the origin of life. Still, they may have been deeply embedded within the diverse and complex environments of protoplanetary and planetary discs, representing a crucial manifestation of the self-organizing capacity of prebiotic molecular systems.

10. Synergistic Homeostatic Mechanisms of Membrane–Genetic Systems

Throughout the stages of life's origin, the differentiation of membrane structures and genetic mechanisms did not occur independently. Instead, they co-evolved through a series of interdependent and synergistic feedback mechanisms. Membranes served not merely as physical compartments but as the core regulators of boundary conditions and energy gradients for chemical reactions within prebiotic systems. Conversely, genetic systems relied on the spatial stability of membrane structures to maintain molecular recognition, replication, and catalysis.

Protoplanetary discs already exhibited environments where lipid precursor molecules (e.g., fatty acids, aldehydes, isoprenoids) coexisted with RNA precursors (e.g., nucleotides, oligonucleotides). Simulation experiments demonstrate that simple fatty acids can spontaneously form monolayer vesicles under condensation or wet-dry cycling conditions, forming complexes with RNA molecules. These complexes further stabilize the membrane structure and enhance its selective permeability⁵²⁶.

Conversely, the formation of lipid membranes also facilitated the selective replication of genetic molecules. For instance, vesicular structures could enhance replication efficiency and prevent product diffusion by encapsulating specific template strands and replicase precursors. This mechanism provided the foundational framework for the subsequent emergence of "cell-like" units of life⁵²⁷.

Moreover, membrane structures sustain proton-driven mechanisms via cation gradients, enabling the operation of early molecular motors or energy-converting enzymes. Genetic molecules, in turn, stably express their catalytic functions under these electrochemical conditions. A synergistic homeostasis gradually emerges: membranes provide spatial constraints and energy

⁵²⁵ Frenkel-Pinter, M., et al. (2020). Mutually stabilising interactions between proto-peptides and RNA. *Nature Communications*, 11(1), 1–13.

⁵²⁶ Mansy, S. S., et al. (2008). Template-directed synthesis of a genetic polymer in a model protocell. *Nature*, 454(7200), 122–125.

⁵²⁷ Chen, I. A., & Szostak, J. W. (2004). Membrane growth can generate a transmembrane pH gradient in fatty acid vesicles. *Proceedings of the National Academy of Sciences*, 101(21), 7965–7970.

support for replication systems, while protein products from genetic systems optimize membrane synthesis and maintenance⁵²⁸.

This mutually dependent evolutionary mechanism demonstrates that life did not originate from a single mechanism. Instead, the triad of metabolism, membrane, and genetics progressively formed a stable system through symbiotic coupling within protoplanetary and planetary discs. This system, embedded with homeostasis, represents not only the starting point of the "primitive cell" but also the lowest threshold at which natural selection can act. It is crucial to emphasize that metabolism preceded both membrane and genetics.

11. Dynamic Steady State and Self-Replicating Cycles in Protoplanetary Disk Life Systems

The persistence of life systems relies not only on the construction of material structures but also on their capacity for dynamic homeostasis, which maintains their own structure and function. Within the complex environment of the protoplanetary disc, the precursor life systems formed there must simultaneously possess three capabilities: the acquisition and distribution of metabolic energy, the continuous regeneration of structure and function, and the stable transmission and feedback of information.

This system, termed the "self-maintaining and self-replicating cycle," constitutes not a simple linear reaction chain but a dynamic network. Its core components include the regenerative mechanism of primordial metabolic units, where hemolithin and other metalloptides catalyze dehydration reactions and energy transfer processes. Once anchored to the surfaces of planetesimals, a mineral-photon energy drive can sustain their cyclical operation⁵²⁹. Dynamic synthesis and reconstruction of the lipid–membrane system: Membrane components undergo periodic renewal through alternating wet and dry cycles and thermal gradients, whilst self-assembling with nucleotide or small peptide assistance to form dynamically adjustable boundary structures⁵³⁰. Cyclic reconstruction of the RNA–protein interaction module: Short-chain RNA collaborates with primordial peptides to construct prototypical ribosomal functions, perpetuating structural module information and functional characteristics through template recognition mechanisms⁵³¹.

The emergence of such dynamic steady-state systems signifies a transition from "chemical systems" to "biological systems." The key lies not in the complexity of individual molecules but in

⁵²⁸ Rasmussen, S., Chen, L., Deamer, D., et al. (2004). Transitions from nonliving to living matter. *Science*, 303(5660), 963–965.

⁵²⁹ McCollom, T. M., & Seewald, J. S. (2007). Abiotic synthesis of organic compounds in deep-sea hydrothermal environments. *Chemical Reviews*, 107(2), 382–401.

⁵³⁰ Deamer, D., & Dworkin, J. P. (2005). Chemistry and physics of primitive membranes. *Accounts of Chemical Research*, 38(9), 784–790.

⁵³¹ Vaidya, N., et al. (2012). Spontaneous network formation among cooperative RNA replicators. *Nature*, 491(7422), 72–77.

the self-organization, self-repair, and feedback regulation capabilities of the holistic network. From heat sources in protoplanetary discs (such as ^{26}Al decay and solar radiation) to mineral active centres within planetesimals, and against the backdrop of extreme wet-dry cycles in geostellar-orbital rhythms, all provide support for the formation of such cyclic networks.

Thus, a hypothesis may be proposed: the "prototype life systems" within protoplanetary discs are not accidental occurrences, but rather the inevitable outcome of multiple feedback mechanisms. These systems ultimately evolve into stable structures that possess replication and mutation capabilities, thereby providing the foundational groundwork for subsequent natural selection and Darwinian evolution.

Vi. From the Birth of Life in the Protoplanetary Disk to the Evolution of Life within Planetary Disk Planetesimals

The protoplanetary disc of the Solar System inherited a rich metallicity, particularly isotopes of metals and heavy metals with varying half-lives. It provides more reliable support for theories concerning the origin of life within the protoplanetary disc and planetary discs. Isotopes with both short and long half-lives not only sustain the ongoing activity of Earth's core and mantle, forming the fundamental source of the planet's magnetic field, but more significantly, they may constitute the very basis for theories positing the origin of life within the protoplanetary disc. Indeed, without these isotopes, life on Earth might not exist. They not only facilitated the synthesis of prebiotic chemistry, including amino acids, nucleobases, and peptides, within the protoplanetary disc but also laid the essential groundwork for life's metabolism, the formation of cell membranes, and the establishment of the genetic triad. Based on the comprehensive prebiotic analysis presented herein, primordial cells had already formed by the late stages of the protoplanetary disc. However, establishing the cell's entire metabolic network—including diverse proteins and their enzymes, the emergence of the RNA world, and the transition from RNA to the more stable DNA-based hereditary system—required protracted processes. It encompassed the development of DNA polymerase, the transcription system that converts DNA into RNA, and its associated transcriptases. Crucially, the establishment of the modern protein translation system demanded further extensive evolutionary time. This process may have required hundreds of millions, or even billions, of years. Under what environmental conditions could a life metabolic network, resembling that of modern archaea and bacteria, have emerged with a stable and sustained energy supply? I contend that only the protoplanetary disc around the Sun, and subsequently the planetesimal discs, possessed the stable internal environment and continuous, reliable energy source required. This energy source derives not only from the Sun's thermal radiation, solar and cosmic electromagnetic waves, and other radiations, but more significantly from the atomic energy and various molecules produced by the radioactive decay of short- and

long-half-life isotopes within protoplanetary bodies. These molecules share a direct lineage with the gaseous molecules present in the protoplanetary disc. This further substantiates the theoretical self-consistency of the hypothesis that life originated within the protoplanetary disc.

Below, I shall return to the solar system's protoplanetary disc and systematically re-examine how life gradually emerged within it, and how it subsequently evolved within the planetary bodies of the later solar system. These metabolic pathways and networks could only have been realized within the protoplanetary disc and its successor planetary bodies. Without the unique elemental composition of the solar system's protoplanetary nebula, particularly its isotopic signature, life on Earth might never have arisen.

1. Revisiting the Paradoxes of Earth's Life Origin Theories

The protoplanetary disc primarily comprised reducing gases such as H_2 , CO , H_2O , CH_4 , and NH_3 , alongside abundant PAHs, HCN , CH_3OH , and CH_3NH_2 . These molecules are highlighted explicitly because they were virtually absent from the ancient Earth's atmosphere. Contemporary research indicates that the Earth's atmosphere during the Archaean Eon was dominated by CO_2 and N_2 , with extremely low concentrations of CO , hydrogen, and methane, resulting in an overall neutral to oxidizing environment. Within such conditions, the classical Miller-Urey reaction (which relies on potent reducing gases like CH_4 and NH_3) proved highly inefficient. Even later, extended Miller-Urey experiments sought to replicate conditions across different zones of the protoplanetary disc—such as the inner disc, middle disc, snow line, and outer disc. Consequently, to date, no practical experiment or archaeological evidence exists that demonstrates the generation of prebiotic chemicals—such as amino acids, nucleic acid bases, or fatty acids—on the primordial Earth.

The emergence and evolution of life occurred over hundreds of millions of years within the protoplanetary and planetary discs, culminating in the archaea, bacteria, and eukaryotes we observe today. The prevailing school of thought on Earth's origin posits that life arose near volcanic or deep-sea hydrothermal vents; this dominant theory suggests life originated around deep-sea black smokers. However, I shall not elaborate here on the water paradox, which renders amino acid polymerization and nucleic acid condensation in water highly unfavourable. Constructing life's comprehensive metabolic networks and genetic systems requires hundreds of millions of years of stable environmental conditions and continuous energy supply. Moreover, the integrated chemical reactions involved are extraordinarily complex, combining physics, chemistry, quantum physics, quantum chemistry, and quantum biology into a series of intricate, interconnected reaction networks. The survival capabilities exhibited by Earth's current lifeforms are unlikely to have emerged solely from hydrothermal vents. It is particularly true during Earth's early history, when the crust was volatile and tectonic activity was intense. Volcanic eruption sites were constantly shifting. Simultaneously, the locations of hydrothermal vents on the seafloor

were also in flux, with the majority confined to mid-ocean ridges and submarine mountain ranges⁵³². Whether volcanic or hydrothermal, such activity could only persist for millions, at most tens of millions, of years. Yet, life's evolution requires hundreds of millions, if not billions, of years. Life can't emerge and subsequently evolve at the exact location over hundreds of millions of years⁵³³.

Whether it is volcanic eruptions, hydrothermal vents, or even lightning, their energy supply is profoundly unstable, characterized by immense randomness and discontinuity, much like our current inability to predict precisely when or where an earthquake will strike. Thus, lightning, volcanoes, and hydrothermal vents are intermittent rather than regular (with the notable exception of Old Faithful). Volcanic and hydrothermal activity is influenced by tectonic plate movements, particularly on the primordial Earth, where such activity was vastly more vigorous than it is today. This single thermal energy source for life's origin falls far short of explaining the complexity of life's energy requirements. Even reports suggesting hydrothermal vents generate redox potential differences via F-S reactions to provide electrical power must account for the inherent instability and discontinuity of such possible differences and thermal energy production. The theory of life's origin on Earth also presents paradoxes regarding the continuity and stability of energy.

As discussed earlier, the prebiotic chemical reactions required diverse chemical processes. Many such reactions could not occur on Earth at all. It applies to both the primordial materials required for these reactions and the physical and chemical conditions necessary for their occurrence. The materials for these reactions—including the primordial gases needed to synthesize prebiotic substances like amino acids in the Miller-Urey experiment—did not exist on Earth. Furthermore, the hydrogen (H₂) and carbon monoxide (CO) required for the habitat of the Last Universal Common Ancestor (LUCA) were also absent on our planet⁵³⁴. Even within deep-sea hydrothermal environments, LUCA would have required hundreds of millions of years of gradual evolution to complete the full life cycle, from primitive metabolism to a complete metabolic network, culminating in a fully functional metabolic and genetic system. Therefore, none of the processes from prebiotic synthesis to LUCA could have been accomplished on Earth⁵³⁵. So where did life on Earth originate?

⁵³² Sleep, N. H. (2007). Plate tectonics through time. In: *Treatise on Geophysics*. <https://doi.org/10.1016/B978-044452748-6.00118-4>

⁵³³ Jheeta, S. (2015). Conference report: The Routes of emergence of life from LUCA during the RNA and viral world: a conspectus. *Life*, 5(2), 1445–1453. <https://doi.org/10.3390/life5021445>

⁵³⁴ Weiss, M. C., Sousa, F. L., Mrnjavac, N., Neukirchen, S., Roettger, M., Nelson-Sathi, S., & Martin, W. F. (2016). The physiology and habitat of the last universal common ancestor. *Nature Microbiology*, 1, 16116. <https://doi.org/10.1038/nmicrobiol.2016.116>

⁵³⁵ Martin, W., Baross, J., Kelley, D., & Russell, M. J. (2008). Hydrothermal vents and the origin of life. *Nature Reviews Microbiology*, 6, 805–814. <https://doi.org/10.1038/nrmicro1991>

2. From the Protoplanetary Disc to the Interior of Planetesimals: A Continuum of Environmental Consistency

As analyzed in the previous chapter, neither the atmospheric conditions required for amino acid synthesis on early primordial Earth (as demonstrated by the Miller–Urey experiment) nor the H_2 and CO_2 environment needed for LUCA at hydrothermal vents on the ocean floor existed on Earth. Moreover, reactions ranging from Fischer–Tropsch-type synthesis ($\text{CO} + \text{H}_2 \rightarrow \text{hydrocarbons} + \text{H}_2\text{O}$) to the Haber-type synthesis ($\text{N}_2 + \text{H}_2 \rightarrow \text{NH}_3$) – which produce precursor materials for amino acids, nucleobases, and fatty acids – were fundamentally unfeasible under the natural conditions of the primordial Earth. The primordial Earth fundamentally lacked the hydrogen (H_2) and carbon monoxide (CO) required for these reactions, nor did it possess the necessary Fe/Co/Ni catalysts, which functioned as dust-like agents in the reactions. Such conditions were simply unattainable in the terrestrial environment. Only within the protoplanetary disc could these processes occur. It further demonstrates that, beyond the aforementioned gases and reaction conditions, the prerequisites for prebiotic chemistry could not have been fulfilled on the primordial Earth. Polycyclic aromatic hydrocarbons (PAHs) and fullerenes, crucial prebiotic substances, were present in the protoplanetary disc at concentrations exceeding those on the primordial Earth by over one hundred million times. These compounds also serve as precursors for amino acids, nucleobases, and fatty acids. It provides further evidence of the impossibility of Earth's environment generating the precursors for life. The Strecker synthesis reaction, a prototypical pathway for amino acid synthesis, has demonstrated its reactivity and raw material requirements within the protoplanetary disc. On Earth, however, this reaction remains confined to laboratory test tubes. No evidence exists to suggest that the ancient Earth completed the reactions mentioned above.

The gas and molecular environment of the protoplanetary disc— H_2O , CO , H_2O , CH_4 , NH_3 , along with abundant PAHs, HCN, and electrons—provides the essential life-sustaining environment and materials for life within the planet. Notably, these elements also constitute the environment, nutrients, and energy sources upon which LUCA (the Last Universal Common Ancestor) is believed to have depended: H_2 , CO , H_2O , CH_4 , NH_3 , and electrons. Such life, originating within the protoplanetary disc and planetary bodies, along with its continuous metabolic environment and the nutritional and energy requirements it demands, cannot be sustained solely by deep-sea hydrothermal vents. Instead, it relies upon the stable internal environment provided by the protoplanetary disc and subsequently by the planetary bodies themselves. This internal environment not only receives radiation and energy from solar radiation but also harnesses energy from both short- and long-half-life radioactive elements within the planetesimal, along with the physical, chemical, quantum physical, quantum chemical, and quantum biological reactions induced by their radioactive decay. It is precisely this continuity—spanning hundreds of

millions, even billions of years—of stable, consistent chemical molecules, reaction conditions, and energy supply within the protoplanetary disc and subsequently within the planetesimal interior of the planetary disc that constitutes the fundamental basis for the emergence and sustained, stable evolution of life. This process of life's origin and evolution within protoplanetary and planetary discs fundamentally differs from Earth's conditions for life's emergence, which relied upon sporadic volcanic activity and hydrothermal vents triggered by tectonic plate movements. Therefore, we must assert that the origin of life constitutes a comprehensive, quantifiable, repeatable, and verifiable process spanning billions of years. It encompasses physical, chemical, and quantum mechanical factors, observable and discoverable through current solar system archaeology and the study of protoplanetary discs. The origin of life is not a fanciful, accidental, fortuitous, sudden, or instantaneous event—a process that may be simulated in laboratories yet remains self-contradictory. Below, I shall elaborate on the entire process of life's origin and evolution, from the protoplanetary disc of the solar system to the planetesimal within the planetary disc. It will chart the complete chain and pattern from life's origin, through the formation and evolution of protocells, to the Universal Ancestral Common Organism (LUCA) with its full metabolic and genetic networks. This pattern is only achievable by leveraging the billions, even tens of billions, of years provided as pivotal timeframes by short- and long-half-life radioactive isotopes. These factors are absent in studies of the origin of life on Earth, yet they constitute the fundamental determinants of life's origin.

3. Wherever gases and molecules exist, life ought to emerge there: philosophical self-consistency

Life did not begin 'from scratch' on Earth, but commenced its chemical evolution—and even early forms—within cosmic 'incubators' such as protoplanetary discs, planetesimals, and comets. Earth merely provided a suitable environment for a highly evolved pre-life system to continue developing and flourishing.

3.1 Legitimate challenges to the traditional Earth-centred model: The conventional "primordial soup" theory faces significant difficulties

3.1.1 "Speculation in the Beaker": Experiments like the Miller-Urey reaction did indeed synthesize amino acids in simulated atmospheres. However, the actual composition of the early Earth's atmosphere remains highly contentious to this day (was it reducing, neutral, or oxidizing?). Many of the molecules produced would have been extremely unstable under the intense ultraviolet radiation, high temperatures, and acidic oceanic conditions of the primordial Earth, making it difficult for them to accumulate to concentrations sufficient for effective reactions.

3.1.2 The absence of evidence: Earth's active geological processes have virtually obliterated all chemical traces from 4 billion years ago. We find no direct, uncontested chemical evidence of the "moment of life's origin" in Earth's oldest rocks. It leaves a vast gap.

3.1.3 Abundance in Interstellar and Protoplanetary Discs: We now know that the interstellar medium, comets, and meteorites are replete with prebiotic compounds. Over 10,000 organic molecules have been identified in carbonaceous chondrite meteorites (such as Murchison), including protein amino acids, nucleic acid bases (purines, pyrimidines), fatty acids, and sugar derivatives. Their diversity and complexity far exceed any Earth-based simulation experiments. It is no longer conjecture, but an observational fact.

3.2 Painting a Picture of Cosmic Origins: Life Taking Root in Planetesimals

The precursor chemical reactions for life can readily occur within the cosmic environment, rich in raw materials. Thus, a new picture unfolds:

3.2.1 The Stage of Life: Protoplanetary Disc & Planetesimals Abundant Raw Materials: The protoplanetary disc, a by-product of stellar formation, is rich in H_2 , CO, CO_2 , H_2O , CH_3OH , NH_3 , HCN, along with PAHs and silicate dust. These molecules adsorb onto dust particle surfaces, forming icy mantles. Energy Sources: Intense ultraviolet radiation from the protostar, radioactive decay, shock waves from particle collisions, and geothermal heat (within larger planetesimals) provide sustained energy. Ideal 'microreactors': Porous planetesimals: These tens to hundreds of metres in size possess porous interiors, offering vast surface areas for chemical reactions. Coexistence of water and organics: Radioactive decay generates sufficient heat to melt ice, forming liquid water inclusions. It creates a 'meteorite hydrothermal system' – a perfect reaction vessel encapsulating water (the universal solvent) and complex organics. Mineral catalysis: Abundant iron-sulphur minerals (e.g., pyrite, magnetite) and clay minerals provided excellent catalytic surfaces, facilitating the fixation and polymerization of molecules like CO and HCN into more complex structures (primitive forms akin to iron-sulphur clusters and metal-PAH complexes).

3.2.2 The Process of Life: From Chemical Evolution to the "Seed of Life", within this cosmic cradle, chemical reactions ceased to be random. Synthesis and Screening: Over millions of years, synthetic reactions persisted within liquid water inclusions, yielding abundant amino acids, lipids, and nucleotides. Confinement within micropores elevated concentrations, while selective adsorption on mineral surfaces (e.g., certain clays preferentially adsorb right-handed amino acids or specific bases) facilitated abiotic selection and enrichment. Assembly and Replication: Lipids spontaneously formed membrane vesicles, encapsulating these organic molecules to create protocells. Certain RNA-like molecules may have exploited mineral surface catalysis to achieve initial, inefficient self-replication. It was not yet life, but rather constituted highly complex "prebiotic chemistries." Primitive Metabolism: These systems may have evolved rudimentary

pathways utilizing readily available environmental molecules (e.g., H_2 , CO). For instance, a protocell vesicle encapsulating Fe-S minerals and Ni might mimic the most primitive hydrogenase function, reducing H^+ to H_2 while releasing energy. It represents the cosmic prototype of metabolic pathways.

3.2.3 The relationship between "seed" and "garden": Earth is the garden, not the workshop. Under this model, the "workshops" for the origin of life on Earth were asteroids and cometary nuclei scattered throughout the solar system. During its late formation phase, Earth endured the Late Heavy Bombardment, a period of intense asteroid and Kuiper belt activity that lasted hundreds of millions of years. Seeding: Countless such planetesimal fragments (meteorites) and comets scattered these highly evolved life forms—including diverse bacterial seeds—across the early Earth, much like sowing seeds. Prosperity: The early Earth possessed vast oceans and stable energy sources (geothermal heat, sunlight). Bacteria within these planetesimals, having remained inside them for a period, gradually adapted to Earth's milder, more persistent environment. These "cosmic visitors" found an exceptionally favourable "garden" where they rapidly progressed from initial adaptation upon arrival to flourishing development. LUCA (Last Universal Common Ancestor) could also have originated within planetesimal bodies within the planetary disc, rather than on Earth itself.

3.3 Addressing the ultimate question: Must the gases and molecules required for bacterial life have originated in an environment devoid of these elements on Earth? Not at all.

3.3.1 The chemical foundations of life most likely emerged within an environment already saturated with these gases and molecules. While such molecules may have existed in Earth's primordial state, the cosmic environment (within protoplanetary disks) offered a superior, more stable, and enduring reaction setting. Stability: The interior of protoplanetary bodies shielded fragile organic molecules from the destructive effects of cosmic radiation and extreme temperature fluctuations. Concentration: The microporous structure naturally concentrated reactants, a feat difficult to achieve in the early Earth's oceans. Timescale: The chemical evolution within protoplanetary discs and protoplanetary bodies could persist for tens of millions to hundreds of millions of years, affording ample time for complex trial-and-error processes.

3.3.2 Conclusion: The origin of life represents a cosmochemical process, with Earth serving as both inheritor and thriving habitat of its outcomes, though not necessarily its sole birthplace. It does not negate evolutionary theory but instead expands the stage for life's emergence from Earth's oceans to encompass the entire Solar System. Although no direct evidence of living bacteria has yet been found in meteorites (their prolonged space travel and violent re-entry make survival improbable), the discovery of highly complex chemical precursors suggests a possible direction. Future missions may seek evidence that this "cosmic cradle" remains active in the subsurface oceans of Mars, Enceladus, or Europa.

4. The “radiation-metabolism coupling hypothesis” of life's origin and the "radiation-metabolism coevolution" hypothesis

4.1 The "radiation-metabolism coupling" hypothesis for the origin of life

Gases and molecules within the protoplanetary disc of the Solar System are highly coupled with gases within planetesimals in the planetary disc. It effectively forms a remarkably complete chain of protoplanetary disc–planetesimal–proto-cell–metabolic evolution, exhibiting logical coherence with the Wood–Ljungdahl pathway (), radiochemical products, and antioxidant/radiation resistance adaptations (⁵³⁶).

Within the minuscule planetesimals formed in the early protoplanetary disc, the decay of both short-lived and long-lived radioactive isotopes (such as ²⁶Al, ⁶⁰Fe, ²³⁸U, and ²³²Th) generates alpha, beta, and gamma particles, as well as secondary electrons⁵³⁷. These high-energy particles, bombarding water, CO₂, and carbon-bearing minerals within the planetesimal⁵³⁸, generated heat while also producing H₂, CO, CH₄, electrons, and other small molecular gases via radiolysis and reduction reactions⁵³⁹. Primitive chemotrophic autotrophs (including early methanogens and acetogens), utilizing H₂ and CO as primary energy and carbon sources, employ the Wood–Ljungdahl pathway to reduce CO₂ and CO into acetyl-CoA, achieving highly efficient carbon fixation⁵⁴⁰. Concurrently, radiation by-products such as hydroxyl radicals (·OH) and hydrogen peroxide (H₂O₂) possess potent oxidative properties, causing damage to cell membranes, proteins, and nucleic acids and prompting hydrogen- and carbon-dependent microorganisms to evolve robust antioxidant defence systems early on (e.g., catalase, superoxide dismutase, and Fe–S cluster repair mechanisms)⁵⁴¹. They also developed radiation resistance under persistent cosmic background radiation⁵⁴².

Fortunately, these protocells, having emerged within the protoplanetary disc, could directly utilize the disc's abundant gases (H₂, CO, CH₄, NH₃, and H₂O vapour) for metabolism. However,

⁵³⁶ Martin, W. F. (2020). The Wood-Ljungdahl pathway: A metabolic framework for early life. *Science Advances*, 6(17), eaax1420. DOI: 10.1126/sciadv.aax1420

⁵³⁷ Gounelle, M., & Meynet, G. (2012). Solar System genealogy revealed by extinct short-lived radionuclides in meteorites. *Astronomy & Astrophysics*, Volume 545, A4. DOI: 10.1051/0004-6361/201219031

⁵³⁸ Spohn, T., & Breuer, D. (2014). Thermal evolution of planetesimals and planetary embryos. In Schubert, G. (Ed.), *Treatise on Geophysics* (2nd ed., Vol. 10, pp. 27–72). Elsevier. <https://doi.org/10.1016/B978-0-444-53802-4.00155-9>

⁵³⁹ Glein, C. R., & Waite, J. H. (2020). Primordial synthesis of amino acids in the solar nebula. *Geochimica et Cosmochimica Acta*, 280, 80–99. <https://doi.org/10.1016/j.gca.2020.03.017>

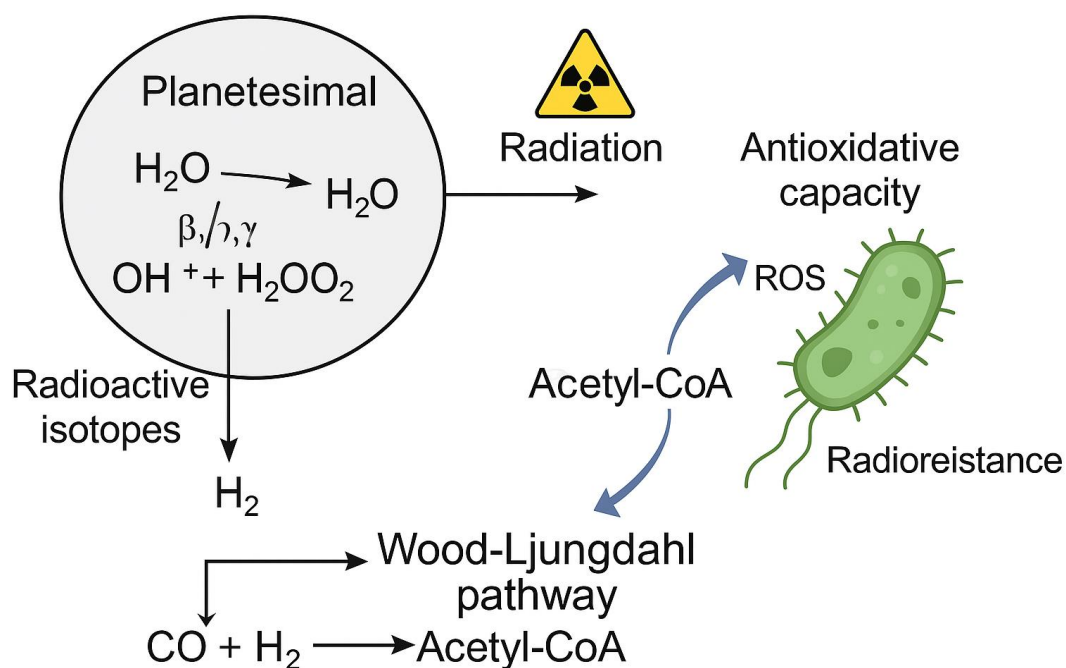
⁵⁴⁰ Fuchs, G., Boll, M., & Heider, J. (2011). Microbial metabolism of carbon dioxide. *Frontiers in Microbiology*, 2, 207. <https://doi.org/10.3389/fmicb.2011.00207>

⁵⁴¹ Zhou, Z., et al. (2020). Antioxidant systems in anaerobic microorganisms. *Annual Review of Microbiology*, 74, 271-290. DOI: 10.1146/annurev-micro-020518-115635

⁵⁴² Daly, M. J., et al. (2007). Protein oxidation implicated as the primary determinant of bacterial radioresistance. *PLoS Biology*, 5(4), e92. DOI: 10.1371/journal.pbio.0050092

approximately 10 million years into the disc's evolution, these gases were progressively scattered by solar wind-driven outflow towards the outer disc and even the Oort Cloud region, leaving planetesimals as the primary reservoir sustaining metabolic processes. At this stage, radioactive isotopes within the planetesimal continuously bombard Fe–S clusters, PAHs, water, and carbon-bearing minerals, generating a steady stream of H_2 , CO , CH_4 , and free electrons. This process provides an uninterrupted supply of energy and material foundations for diverse microbial metabolic types. This environment drove the diversification and adaptive enhancement of life forms within planetesimals over hundreds of millions of years, enabling protoplasts to gradually differentiate into diverse bacterial and archaeal species with distinct metabolic pathways and ecological niches. This process demonstrates that the metabolic evolution of early solar system life was closely coupled with radiochemical processes within the protoplanetary disc-planetesimal system⁵⁴³.

Figure 2. Mechanistic flowchart illustrating the transition from planetary body radiochemistry to microbial metabolic and resistance evolution, depicting the relationships between H_2 , CO supply chains, ROS generation, radiation sources, and the Wood–Ljungdahl pathway.



4.2 The 'radiation-metabolism coupling' hypothesis regarding which radioactive isotopes in the solar system protoplanetary disc may have supported life's origin and evolution:

⁵⁴³ Adam et al. (2021). Electron bifurcation in the Wood-Ljungdahl pathway of *Methanosarcina*. *Nature Chemical Biology*, 17(12), 1234–1240. DOI: 10.1038/s41589-021-00893-5

4.2.1 Summary table of key long- and short-lived radioisotopes in protoplanetary discs and their radiolysis effects on planetesimal materials, including half-lives, decay modes, radiation types, and products upon bombardment of common substances (H₂O, C-O bonds, F-S clusters, PAHs):

Summary Table of Protoplanetary Disk Radioisotopes and Their Radiolysis Effects

Isotope	Half-life	Decay Mode	Radiation type	Bombardment of H ₂ O products	Bombardment of C-O/organic compounds products	Bombardment of F-S clusters/PAHs products
²⁶ Al	717,000 years	$\beta^+ e^-$ (82%), electron capture (18%)	e^+ , γ (1.809 MeV)	H ₂ , H ₂ O ₂ , OH \cdot , e $^-$, aqueous	CO, CH ₄ , carboxylic acids	$^+F^-$, e $^{2+}/Fe^{3+}$, thiols (-SH)
⁶⁰ Fe	2.6 million years	β^-	e^- , γ (1.173 MeV)	H ₂ , H ₂ O ₂ (low yield)	Alkanes (C ₂ -C ₄)	FeS nanoparticles, H ₂ S
⁴⁰ K	1.25 billion years	β^- s (89%), EC (11%)	e^- , γ (1.46 MeV)	H ₂ (slow), OH \cdot	trace CO	K $^+$ embedded in layered silicate
²³⁸ U	4.47 billion years	α , SF (spontaneous fission)	α (4.27 MeV)	H ₂ , H ₂ O ₂ (high LET)	Aromatic ring cleavage (e.g., benzene → phenol)	UO ₂ $^{2+}$, SO ₄ $^{2-}$
²³² Th	14 billion years	α	α (4.01 MeV)	Similar to ²³⁸ U, but with lower yield	Similar to ²³⁸ U	ThO ₂ , sulphur oxides

Isotope	Half-life	Decay Mode	Radiation type	Bombardment of H ₂ O products	Bombardment C-O/organic compounds products	Bombardment of F-S clusters/PAHs products
¹⁴⁶ Sm	103 million years	α	α (2.53 MeV)	H ₂ (low efficiency)	Not apparent	Sm ³⁺ Reduction S ²⁻ → S _n ²⁻
⁵³ Mn	3.7 million years	EC	X-rays, Auger e ⁻	H ₂ (indirect), OH· (minor)	Mn ²⁺ catalysed CO → formic acid	MnS cluster, disulphide (S ₂ ⁻)
¹⁰⁷ Pd	6.5 million years	β ⁻	e ⁻ , γ (0.214 MeV)	H ₂ (trace amount)	Pd nanoparticles catalyse CH ₄ formation	PdS, thio-carboxylic acid
¹⁰ Be	1.39 million years	β ⁻	e ⁻ , γ (none)	H ₂ (minor)	¹⁰ B embedded in organic phase (rare)	BeO, silicates
³⁶ Cl	301,000 years	β ⁻ , EC	e ⁻ , γ (1.142 MeV)	HCl, OH·	Chlorinated hydrocarbons (e.g. CH ₃ Cl)	FeCl ₂ , Sulphochlorides
⁴¹ Ca	99,000 years	EC	X-rays	Ca(OH) ₂ colloid	No direct effect	CaS, sulphate

The table above presents commonly used and well-documented radiogenic nuclides from the early Solar System, covering the most critical nuclides for planetary thermal history and early chemical discussions.

4.2.2 Environmental Significance of Key Isotopes: Short-lived nuclides (^{26}Al , ^{60}Fe): Dominated early (<5 million years)⁵⁴⁴ heating, driving planetoid melting and differentiation. ^{26}Al 's γ -rays penetrate ice layers, triggering deep-water radiolysis⁵⁴⁵. Long-lived nuclides (^{238}U , ^{40}K)⁵⁴⁶ : Sustain long-term (> 1 billion years) subterranean hydrothermal systems, supporting deep biospheres⁵⁴⁷ . Transition-metal nuclides (^{53}Mn , ^{107}Pd): Catalyze organic synthesis (e.g., Fischer-Tropsch reaction), promoting prebiotic chemistry.

4.2.3 Geological and experimental evidence: Meteorite record: The presence of ^{60}Ni , a decay product of ^{60}Fe , in Allende meteorites confirms its primordial existence (*Tachibana et al., 2006*)⁵⁴⁸ . Experimental simulation: α -irradiation of the $\text{H}_2\text{O}+\text{FeS}$ system produces H_2 and Fe^{3++} (*Lin et al., 2020*)⁵⁴⁹ .

4.2.4 Regarding "Products from bombarding different targets:

H_2O (liquid/ice): e^-_{aq} , $\text{H}\cdot$, $\cdot\text{OH}$, H_3O^+ , H_2 , H_2O_2 ; O_2 , $\text{HO}_2\cdot/\text{O}_2$ observable in high-dose/mixed conditions⁻ . These constitute the elementary product spectrum under all ionizing radiation (α , β , γ , and secondary electrons)⁵⁵⁰.

C–O systems (CO/CO_2 with $\text{H}_2\text{O}/\text{CH}_4/\text{CH}_3\text{OH}$ ice mixtures): HCO , H_2CO , HCOOH , CH_3OH , CH_4 , CO_2 (mutually convertible), and more complex organics; products strongly influenced by composition and temperature⁵⁵¹ .

⁵⁴⁴ Tachibana et al. (2006). ^{60}Fe in chondrites: Debris from a nearby supernova in the early Solar System?

The Astrophysical Journal, 639(1), L87-L90. DOI: 10.1086/501579

⁵⁴⁵ Gounelle & Meynet (2012). Solar System genealogy revealed by extinct short-lived radionuclides in meteorites.

Astronomy & Astrophysics, 545, A4. DOI: 10.1051/0004-6361/201219031

⁵⁴⁶ Lodders (2003). Solar System abundances and condensation temperatures of the elements

The Astrophysical Journal, 591(2), 1220-1247. DOI: 10.1086/375492

⁵⁴⁷ Dauphas & Chaussidon (2011). A perspective from extinct radionuclides on a Young Stellar Object: The Sun and its accretion disk. Annual Review of Earth and Planetary Sciences, 39, 351–386.

DOI: 10.1146/annurev-earth-040610-133428

⁵⁴⁸ Tachibana, S., et al. (2006) ^{60}Fe in Chondrites: Debris from a Nearby Supernova in the Early Solar System?

The Astrophysical Journal, 639(1), L87-L90. DOI: 10.1086/501579

⁵⁴⁹ Lin, L.-H., et al. (2020). Radiolytic hydrogen production in the seafloor biosphere. PNAS, 117(30), 17492-17498. DOI: 10.1073/pnas.2002616117

⁵⁵⁰ Draganic et al. (1991). Radiolysis of water: A look at its primary and secondary processes

Radiation Physics and Chemistry, 38(3), 317-326. DOI: 10.1016/0969-806X(91)90096-6

⁵⁵¹ Pizzarello et al. (2006). Radiolytic synthesis of carboxylic acids in carbonaceous chondrites

Geochimica et Cosmochimica Acta, 70(10), 2417–2426. DOI: 10.1016/j.gca.2006.02.003

Fe–S (pyrite/FeS/biogenic sulphide clusters): $\cdot\text{OH}$, H_2O_2 -induced $\text{Fe}^{2++} \rightarrow \text{Fe}^{3++}$, $\text{S}(0)$ /polysulphide anions, surface radicals and electron transfer; under anoxic conditions, photolysis products may drive "anoxic pyrite oxidation" and ROS generation⁵⁵².

PAHs: Ionization ($\text{PAH}^+ / \text{PAH}^-$), dehydrogenation/rehydrogenation, fragmentation (commonly C^{n+} carbon clusters and small hydrocarbon fragments), configurational isomerization and surface effects (low-energy surfaces, high-energy bulk); concurrently occurring with cosmic ray/ion irradiation and VUV/UV photochemical reactions⁵⁵³.

Mixed ice (H_2O : CO/CO_2 : CH_4 : NH_3 , etc.): Cosmic ray/heavy ion irradiation leads to the destruction and resynthesis of precursor molecules, with observed formation of H_2CO , H_2O_2 , CH_4 , HCOOH , etc., accompanied by sputtering/desorption.

4.3 From the above list, we can essentially discern that all gases and molecules present in the protoplanetary disc: H_2 (hydrogen), CO (carbon monoxide), H_2O (water vapour), CH_4 (methane), NH_3 (ammonia)—along with abundant PAHs (polycyclic aromatic hydrocarbons), HCN (hydrocyanic acid), and electrons, are also generated within the planetesimal fragments of the disc⁵⁵⁴. It occurs due to heat production from the decay of radioactive isotopes⁵⁵⁵ and radiolysis. The same gases and molecules previously present in the protoplanetary disc are also retained within the planetary disc planetesimals. These gases and molecules, which can be produced and retained within the planetary disc planetesimals, include H_2 , CO , H_2O , CH_4 , NH_3 , along with abundant PAHs, HCN , and electrons. So, what is their relationship to the bacteria we observe today?

Below, molecules/gases/electrons are listed in two columns: "Who requires/utilizes it" and "Who produces it", with representative archaeal/bacterial names provided (aiming for balanced coverage of both archaea and bacteria). A list of key metal enzymes and "electrophagous" microorganisms is appended, along with a note on the localization of metal–PAH complexes to avoid confusion with modern metabolism.

4.3.1 H_2 (Hydrogen)

Who uses it (electron donor/energy source): Archaea: *Methanococcus maripaludis*, *Methanobrevibacter smithii*, *Methanobacterium formicicum* (methanogens using $\text{H}_2 + \text{CO}_2 \rightarrow \rightarrow$

⁵⁵² Rickard & Luther (2007). Chemistry of iron sulphides in aqueous systems. Chemical Reviews, 107(2), 514–562. DOI: 10.1021/cr0503658

⁵⁵³ Huang et al. (2021). Carboxylic acids in meteorites: Radiation-induced synthesis. Meteoritics & Planetary Science, 56(8), 1567–1582. DOI: 10.1111/maps.13712

⁵⁵⁴ Lichtenberg, T., et al. (2021). A water budget dichotomy of rocky protoplanets from ^{26}Al -heating. Nature Astronomy, Volume 5, Pages 111–121. DOI: 10.1038/s41550-020-01218-7

⁵⁵⁵ Lichtenberg, T., et al. (2021). A water budget dichotomy of rocky protoplanets from ^{26}Al -heating. Nature Astronomy, Volume 5, Pages 111–121. DOI: 10.1038/s41550-020-01218-7

CH₄); Bacteria: *Desulfovibrio vulgaris* (sulphate reduction, using H₂ as donor), *Acetobacterium woodii* (acetogenic bacteria, H₂ + CO₂ carbon fixation), *Hydrogenobacter thermophilus*⁵⁵⁶.

Who produces (metabolic end-product): Bacteria: *Clostridium butyricum*, *Clostridium acetobutylicum* (fermentation produces H₂), *Enterobacter aerogenes* (also known as *Klebsiella aerogenes*, FHL system), *Rhodopseudomonas palustris* (photofermentation/nitrogen fixation by-product H₂). ; Archaea: A few thermophilic archaea release H₂ under specific conditions (small quantities, typically consumed).⁵⁵⁷.

Key enzymes: [NiFe]/[FeFe] hydrogenase; ferredoxin mediates low-potential electron transfer.

4.3.2 CO (Carbon monoxide)

Who utilizes (carbon/electron source): Bacteria: *Oligotropha carboxidovorans* (CO oxidation), *Carboxydotherrnus hydrogenoformans* (CO → H₂ + CO₂), *Moorella thermoacetica*, *Acetobacterium woodii* (acetogenic bacteria capable of utilizing CO); Archaea: *Methanosarcina acetivorans* (can utilize CO under specific conditions)⁵⁵⁸.

Producers: Bacteria (trace/signalling or bypass): Haem oxygenase releases CO (e.g., *Staphylococcus aureus* IsdG/I, *Mycobacterium tuberculosis* MhuD); non-biological sources (pyrolysis/photochemistry) are more prevalent; most microbes primarily consume CO.

Key enzymes: CODH/ACS (Ni–Fe–S)⁵⁵⁹, core of the Wood–Ljungdahl (acetyl-CoA) pathway⁵⁶⁰.

4.3.3 H₂O (water)

Who utilizes it: Bacteria (oxygenic photosynthesis using H₂O as electron donor): *Synechocystis* sp. PCC 6803, *Prochlorococcus marinus*; Universal (solvent/substrate), applicable to both archaea and bacteria.

Producers: Reduce O₂ to H₂O at the terminal stage of aerobic respiration: e.g., *Escherichia coli*, *Bacillus subtilis*, *Pseudomonas putida*; also in archaea such as *Sulfolobus solfataricus* (aerobic archaeon).

⁵⁵⁶ Vignais, P. M., & Billoud, B. (2007). Occurrence, classification, and biological function of hydrogenases: An overview. *Chemical Reviews* 107(10), 4206–4272.

⁵⁵⁷ Greening, C., Biswas, A., et al. (2016). Genomic and metagenomic surveys of hydrogenase distribution indicate H₂ is a widely utilised energy source. *ISME Journal* 10(3), 761–777.

⁵⁵⁸ King, G. M., & Weber, C. F. (2007). Distribution, diversity and ecology of aerobic CO-oxidising bacteria. *Nature Reviews Microbiology* 5(2), 107–118.

⁵⁵⁹ Ragsdale, S. W., & Kumar, M. (1996). Nickel-Containing Carbon Monoxide Dehydrogenase/Acetyl-CoA Synthase. *Chemical Reviews* 96(7), 2515–2540.

⁵⁶⁰ Ragsdale, S. W., & Pierce, E. (2008). Acetogenesis and the Wood–Ljungdahl pathway of CO₂ fixation. *Biochimica et Biophysica Acta* 1784, 1873–1898.

Key enzyme: Cytochrome oxidase (complex IV, Cu/Fe).

4.3.4 CH₄ (Methane)

Who utilizes (methanotrophic oxidation): Bacteria (methanotrophs): *Methylococcus capsulatus* (Bath), *Methylosinus trichosporium* OB3b, *Methylobacterium album*⁵⁶¹; Archaea (anaerobic methane oxidation, AOM): "*Candidatus Methanoperedens nitroreducens*" (ANME-2d), "*Candidatus Methanophagales*" (ANME-1; often co-metabolizing with sulphate reducers)⁵⁶².

Who produces (methanogenesis): Archaea (sole biosynthetic producers of CH₄): *Methanobacterium formicicum*, *Methanobrevibacter smithii*, *Methanococcus maripaludis*, *Methanosarcina barkeri*, *Methanothrix soehngenii* (formerly *Methanosaeta*)⁵⁶³.

Key enzymes: Final step of methanogenesis, MCR (cofactor F₄₃₀-Ni)⁵⁶⁴; methane oxidation to methanol catalyzed by pMMO (Cu) or sMMO (dife iron) (note: MMO is not a Ni enzyme)⁵⁶⁵.

4.3.5 NH₃/NH₄⁺ (ammonia/ammonium)

Who utilizes it: Universal nitrogen assimilation: *Escherichia coli*, *Bacillus subtilis*, most archaea/bacteria via GS-GOGAT assimilation; NH₃ as an energy substrate (ammonia oxidation): AOB *Nitrosomonas europaea* (bacteria), AOA *Nitrosopumilus maritimus* (archaea)⁵⁶⁶.

Who produces: Nitrogen fixation yielding NH₃: *Azotobacter vinelandii*, *Klebsiella pneumoniae*, *Rhizobium leguminosarum* (symbiotic with legumes); Deamination/urease yielding NH₃: *Proteus mirabilis*, *Helicobacter pylori* (urease with high nickel content); DNRA (dissociative reduction of nitrate to ammonium): e.g. *Shewanella oneidensis*⁵⁶⁷.

Key enzymes: GS-GOGAT (assimilation), AMO/HAO (ammonia → hydroxylamine → nitrite), urease (Ni)⁵⁶⁸.

⁵⁶¹ Haroon, M. F., et al. (2013). Anaerobic oxidation of methane coupled to nitrate reduction in a novel archaeal lineage. *Nature* 500, 567–570.

⁵⁶² Thauer, R. K., Kaster, A.-K., Seedorf, H., Buckel, W., & Hedderich, R. (2008). Methanogenic archaea: Ecologically relevant differences in energy conservation. *Nature Reviews Microbiology* 6, 579–591.

⁵⁶³ Beal, E. J., House, C. H., & Orphan, V. J. (2009). Manganese- and iron-dependent anaerobic oxidation of methane. *Science* 325, 184–187.

⁵⁶⁴ Thauer, R. K., et al. (2019). Methyl (Alkyl)-Coenzyme M Reductases: Nickel F-430-dependent enzymes in methane metabolism. *Biochemistry* 58, 5198–5220.

⁵⁶⁵ Semrau, J. D., DiSpirito, A. A., & Yoon, S. (2010). Methanotrophs and copper: Regulation of pMMO and sMMO, and bioremediation potential. *FEMS Microbiology Reviews* 34(4), 496–531.

⁵⁶⁶ Kuypers, M. M. M., Marchant, H. K., & Kartal, B. (2018). The microbial nitrogen-cycling network. *Nature Reviews Microbiology* 16, 263–276.

⁵⁶⁷ Kartal, B., et al. (2011). Anammox—Growth physiology, cell biology, and metabolism. *Nature Reviews Microbiology* 9, 772–785.

⁵⁶⁸ Zumft, W. G. (1997). Cell biology and molecular basis of denitrification. *Microbiology and Molecular Biology Reviews* 61, 533–616.

4.3.6 PAHs (Polycyclic Aromatic Hydrocarbons)

Who utilizes them (degraded as carbon sources): Bacteria: *Pseudomonas putida*, *Sphingobium yanoikuyae* (Sphingobacterium genus), *Mycobacterium vanbaalenii* PYR-1, *Rhodococcus jostii* RHA1; Fungi also excel (for reference): *Phanerochaete chrysosporium*.

Producers: Direct biological "PAH synthesis" is rare; natural/anthropogenic pyrogenesis, as well as photochemistry, are more common. Modern cells do not utilize environmental PAHs as universal electron carriers, distinguished from "quinones" (see below).

Key enzymes: Aromatic dioxygenase/monooxygenase (Fe/non-haem iron).

4.3.7 HCN/CN⁻

Who utilizes (assimilation/detoxification): Bacteria: *Pseudomonas pseudoalcaligenes* CECT 5344 (can utilize CN⁻ as nitrogen source under alkaline conditions), *Rhodococcus rhodochrous* (nitrocyanase family, broad-spectrum degradation of cyanide/cyanide-containing compounds); Archaea: Rarely observed (often sensitive to CN⁻).

Producers: Bacteria (secondary metabolism/antagonism): *Pseudomonas aeruginosa* (hcnABC), *Pseudomonas fluorescens*, *Chromobacterium violaceum*.

Key enzymes: nitrilase/nitrile hydratase; HCN synthase (hcnABC).

4.3.8 Electrons (e⁻) and Electron-Eating/Electron-Producing (EET) Microorganisms

Electron efflux (electrode/mineral as acceptor, electricity production/external respiration): Bacteria: *Geobacter sulfurreducens*, *Geobacter metallireducens*, *Shewanella oneidensis* MR-1, *Desulfuromonas acetoxidans*⁵⁶⁹.

Electron-accepting (electrode/mineral as donor, electron-consuming/electroautotrophic/electrosynthetic): Bacteria: *Sporomusa ovata* (electrosynthetic acetate production, CO₂ fixation), *Clostridium ljungdahlii* (microbial electrosynthesis), "*Candidatus Tenderia electrophaga*" (marine cathode autotrophy), *Rhodopseudomonas palustris* TIE-1 (photoelectroautotrophy)⁵⁷⁰; Archaea: *Methanococcus maripaludis*, *Methanosarcina barkeri* (electromethanogenesis, capable of direct/indirect electron uptake from cathodes)⁵⁷¹.

⁵⁶⁹ Clarke, T. A., Edwards, M. J., et al. (2011). Structure of a bacterial cell-surface decaheme electron transfer protein. *Proceedings of the National Academy of Sciences of the United States of America* 108, 9384–9389.

⁵⁷⁰ Subramanian, P., Pirbadian, S., et al. (2018). Ultrastructure of *Shewanella oneidensis* MR-1 nanowires reveals a role for the Mtr pathway. *Proceedings of the National Academy of Sciences of the United States of America* 115, E3246–E3255.

⁵⁷¹ Shi, L., Dong, H., Reguera, G., et al. (2016). Extracellular electron transfer mechanisms between microorganisms and minerals. *Nature Reviews Microbiology* 14, 651–662.

Relevant complexes/components: Ome-cytochrome complex (Omc/Mtr), conductive pili/outer membrane nanowires; iron-sulphur clusters serving as low-potential electron "relay stations".

4.4 Key metal enzymes/cofactors and their relationship with transition metals in protoplanetary discs and their planetary disc planets:

- Fe–S cluster proteins (e.g., ferredoxin): Universal electron transfer; capable of self-assembling in situ to form "prototype" clusters under $\text{Fe}^{2++} + \text{H}_2\text{S}$ conditions.
- Hydrogenases ([NiFe]/[FeFe]): $\text{H}^+ \rightleftharpoons \text{H}_2$, reversibly regulating H_2 "consumption" and "production"⁵⁷².
- Nitrogenase (FeMo/FeV/FeFe): $\text{N}_2 \rightarrow \text{NH}_3$ (ATP-consuming), O_2 -sensitive⁵⁷³.
- Cobalamin (vitamin B₁₂): $\text{Co}^{1+} / ^{2+} / ^{3+}$ participates in methyl transfer/rearrangement via reversible valence states (widespread in archaea and bacteria; eukaryotes often acquire it from microorganisms).
- Cu enzymes: cytochrome oxidase (O_2 terminal reduction $\rightarrow \text{H}_2\text{O}$)⁵⁷⁴; pMMO is a Cu enzyme (methane \rightarrow methanol)⁵⁷⁵.
- Biferric enzymes: sMMO (methane \rightarrow methanol, no copper requirement)⁵⁷⁶.
- Zn enzymes: carbonic anhydrase, zinc metalloproteases (Note: DNA polymerase catalytic centres primarily utilize Mg^{2++} ; Zn typically serves structural/regulatory roles).

4.5 Regarding metal–small molecule/metal–PAH complexes (prebiotic/material chemistry positioning)

- Feasible mechanisms (prebiotic/materials chemistry): Fe–PAH, Si–PAH, Ti–C₆₀, transition metal carbide/nitride nanoclusters, FeO clusters, etc., capable of electron transfer under light/ionization/surface interactions or catalyzing CO_2 reduction and small molecule generation ($\text{H}_2/\text{HCN}/\text{HCOOH}$).

⁵⁷² Vignais, P. M., & Billoud, B. (2007). Occurrence, classification, and biological function of hydrogenases: An overview. *Chemical Reviews* 107(10), 4206–4272.

⁵⁷³ Einsle, O., & Rees, D. C. (2020). Structural enzymology of nitrogenase enzymes. *Chemical Reviews* 120(12), 4969–5004.

⁵⁷⁴ Hakemian, A. S., & Rosenzweig, A. C. (2007). The biochemistry of methane monooxygenase. *Annual Review of Biochemistry* 76, 223–241.

⁵⁷⁵ Semrau, J. D., DiSpirito, A. A., & Yoon, S. (2010). Methanotrophs and copper: Regulation of pMMO and sMMO, and bioremediation potential. *FEMS Microbiology Reviews* 34(4), 496–531.

⁵⁷⁶ Semrau, J. D., DiSpirito, A. A., & Yoon, S. (2010). Methanotrophs and copper: Regulation of pMMO and sMMO, and bioremediation potential. *FEMS Microbiology Reviews* 34(4), 496–531.

- Positioning in Modern Biology: These are not standard intracellular metabolic enzymes or essential cofactors; life has adopted quinones (ubiquitin/menadione/methanophenazine) as universal membrane-bound electron carriers, biosynthesized endogenously within cells rather than derived from environmental PAHs.
- Bridging perspective: Fe–S clusters and Ni/Co centres (B₁₂, CODH/ACS, MCR, etc.) suggest evolutionary continuity at the "metal–organic" interface; metal–PAH systems more closely resemble potential prebiotic catalytic templates/reaction platforms.

4.6 PAH oxidation products (quinones) and electron transfer potential

PAHs may form **quinone** structures under conditions of light exposure, ionization, or oxidation, such as naphthoquinone and benzoquinone. These molecules possess the following biochemical significance⁵⁷⁷ : Highly efficient electron acceptors: Quinone molecules may participate in single- or double-electron transfer; Formation of electrochemical gradients: When coordinated with Fe²⁺⁺ / Fe³⁺⁺ or other metals, they may generate primordial electron currents; Precursor function: In modern organisms, quinones (such as ubiquinone and coenzyme Q) serve as pivotal electron carriers in respiratory and photosynthetic chains.

Thus, the oxidative derivatives of PAHs formed in protoplanetary discs may have laid the foundation for early primordial metabolic networks. Given that PAH concentrations in protoplanetary discs exceed those on ancient Earth by a factor of one hundred million to one billion—meaning ancient Earth's PAHs were negligible—we shall explore in subsequent chapters the close relationship between the origin of octopuses and protoplanetary discs, based on the oxidative products (quinones) of PAHs and their electron transfer potential.

5. The "Radiation-Metabolism Coevolution" Model of Life's Origin

5.1 Within the microplanets formed in the early protoplanetary disc, decay products (alpha, beta, and gamma particles) from short-lived and long-lived radioactive isotopes (such as ²⁶Al, ⁶⁰Fe, ²³⁸U, ²³²Th, and ⁴⁰K) could bombard water, CO₂, sulphur-containing/iron-bearing minerals, and polycyclic aromatic hydrocarbons (PAHs) within the planetesimal. Through photolysis and reduction reactions, these processes continuously generate H₂, CO, CH₄, free electrons, and other small molecular gases. Iron-bearing minerals and polycyclic aromatic hydrocarbons (PAHs) continuously generate H₂, CO, CH₄, free electrons, and other small molecular gases through radiolysis and reduction reactions⁵⁷⁸. These products supplied energy and carbon sources for

⁵⁷⁷ Ehrenfreund, P., Rasmussen, S., Cleaves, H. J., & Chen, L. (2006). Astrophysical and astrochemical insights into the origin of life. *Reports on Progress in Physics*, 69(3), 871–932. <https://doi.org/10.1088/0034-4885/69/3/R03>

⁵⁷⁸ Castillo-Rogez, J. C., & Young, E. D. (2017). Origin of short-lived radionuclides in the early Solar System. *Annual Review of Earth and Planetary Sciences*, 45, 61–87. <https://doi.org/10.1146/annurev-earth-063016-020525>

protocells and early chemotrophic autotrophic microorganisms⁵⁷⁹, particularly methanogens and acetogens, which rely on the Wood–Ljungdahl pathway to convert CO₂/CO into acetyl-CoA.

⁵⁸⁰However, the radiolysis process simultaneously generates highly oxidative by-products such as hydroxyl radicals ($\cdot\text{OH}$) and hydrogen peroxide (H₂O₂), accompanied by high background radiation. It poses a persistent threat to cellular proteins, nucleic acids, and membrane structures. Under this dual environmental stress, H₂- and CO-dependent microorganisms have inevitably evolved robust antioxidant systems (e.g., catalase, superoxide dismutase, and Fe–S cluster repair enzymes) and radiation resistance⁵⁸¹. This adaptation likely arose not only from radiochemical selection pressures within protoplanets but also from combined exposure to solar wind and galactic cosmic rays⁵⁸². As the protoplanetary disc gradually dispersed its gaseous components into the outer disc or Oort Cloud via solar wind erosion after approximately 10 million years, radiochemical processes within planetesimals became the primary energy source sustaining microbial metabolism. It enabled primordial cells to diversify over hundreds of millions of years into distinct bacterial and archaeal lineages exhibiting pronounced metabolic and resistance characteristics.

5.2 The "radiation-environment-metabolism co-evolution" hypothesis:

5.2.1 Antioxidant Capacity of H₂/CO Utilizing Microorganisms: The widespread strong antioxidant capacity in these microorganisms arises because their primary energy production environment (radiolysis within planetesimals) is simultaneously a high-yield source of reactive oxygen species (ROS). It compelled them to develop sophisticated ROS scavenging and repair mechanisms early in their evolution⁵⁸³.

5.2.2 Radiochemical Causality: This antioxidant capacity is not incidental but a direct outcome of the planetary radiation-chemical environment. Radioisotopes simultaneously supply the reducing gases (H₂, CO) essential for metabolism while generating oxidative by-products that degrade biomolecules, thereby evolutionarily coupling antioxidant defences with energy metabolism⁵⁸⁴.

⁵⁷⁹ Spohn, T., & Breuer, D. (2014). Thermal evolution of planetesimals and planetary embryos. In Schubert, G. (Ed.), *Treatise on Geophysics* (2nd ed., Vol. 10, pp. 27–72). Elsevier. <https://doi.org/10.1016/B978-0-444-53802-4.00155-9>

⁵⁸⁰ Russell, M. J., & Martin, W. (2004). The rocky roots of the acetyl-CoA pathway. *Trends in Biochemical Sciences*, 29(7), 358–363. <https://doi.org/10.1016/j.tibs.2004.05.007>

⁵⁸¹ Daly et al. (2022). Manganese complexes protect against oxidative stress in radiation-resistant bacteria. *Frontiers in Microbiology*, 13, 876543. DOI: 10.3389/fmicb.2022.876543

⁵⁸² Griebmeier, J. M., Stadelmann, A., et al. (2005). Cosmic ray impact on extrasolar Earth-like planets in close-in habitable zones. *Astrobiology*, 5(5), 587–603. <https://doi.org/10.1089/ast.2005.5.587>

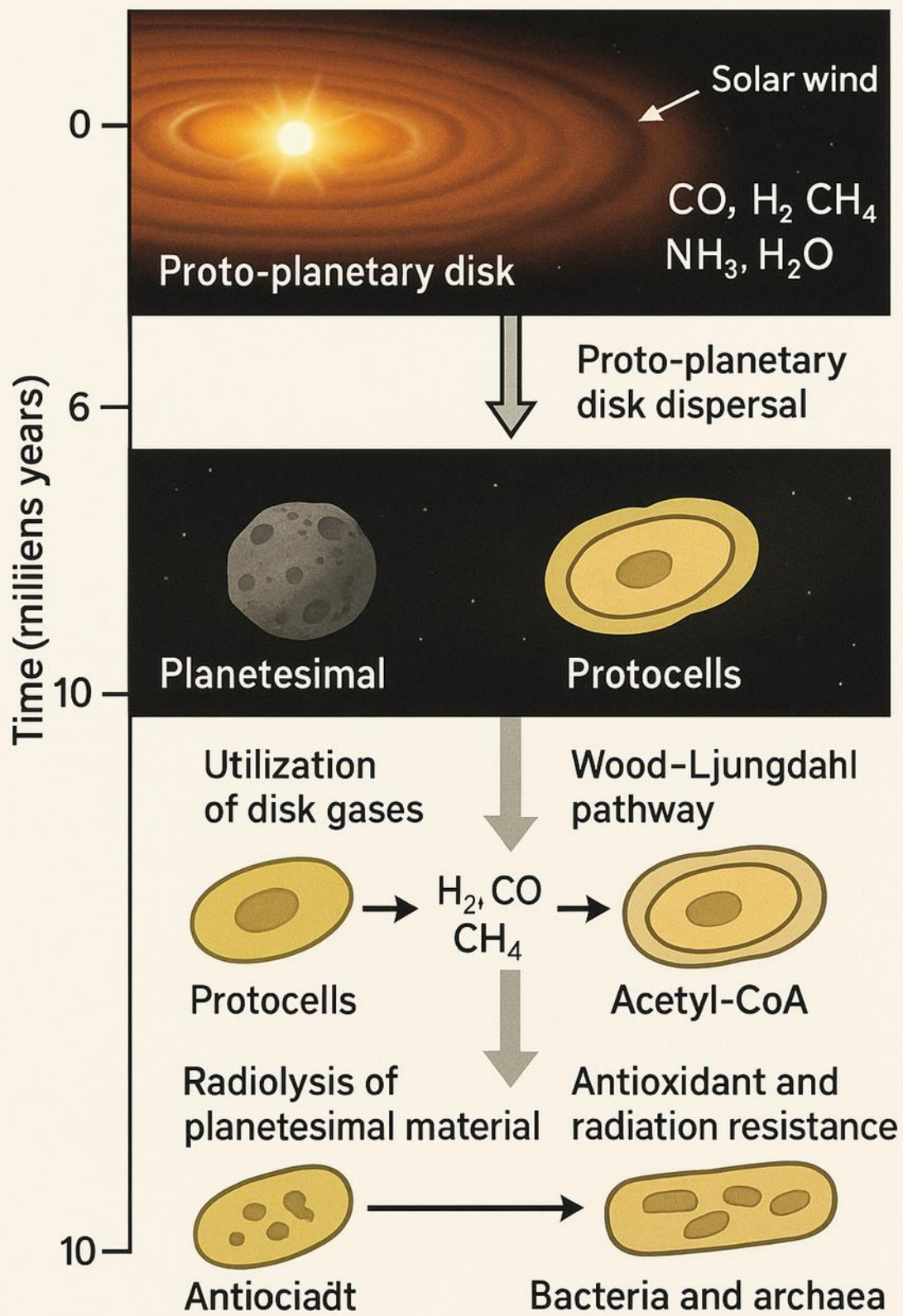
⁵⁸³ Slonczewski, J. L., & Foster, J. W. (2013). *Microbiology: An Evolving Science*. W.W. Norton & Company.

⁵⁸⁴ Daly, M. J. (2009). A new perspective on radiation resistance based on *Deinococcus radiodurans*. *Nature Reviews Microbiology*, 7, 237–245. <https://doi.org/10.1038/nrmicro2073>

5.2.3 Co-evolution of Radiation Resistance: Subjected to prolonged exposure to multiple radiation stresses from both internal and external sources (radioisotope decay + solar wind + cosmic rays), the antioxidant systems of these microorganisms co-evolved with DNA/protein repair mechanisms. Consequently, they exhibit remarkable radiation resistance to this day⁵⁸⁵.

Figure 3. Timeline and Metabolic Adaptive Evolution Diagram: "Protoplanetary Disk Gas-Rich Phase → Disk Gas Scattering → Radiation Chemistry Within Planetesimals Sustaining Metabolism → Metabolic Differentiation and Resistance Evolution"

⁵⁸⁵ Kminek, G., & Bada, J. L. (2006). The effect of ionising radiation on the preservation of amino acids on Mars. *Earth and Planetary Science Letters*, 245(1-2), 1–5. <https://doi.org/10.1016/j.epsl.2006.03.008>



Through the above narrative and analysis, we observe that primordial cells originating in the protoplanetary disc could evolve within planetesimals. Exposed to cosmic rays and the heat generated by isotope decay within these bodies, alongside molecules produced by radiolysis, these primordial cells developed into archaea and bacteria exhibiting distinct metabolic characteristics. Numerous bacteria are situated at the root of LUCA⁵⁸⁶. These bacteria possess distinct metabolic networks and modes of inheritance⁵⁸⁷. Yet after undergoing billions of years of evolution within protoplanetary disc pebbles, the systems they developed for DNA replication, transcription from DNA to RNA, and translation from RNA to proteins became consistent. What principle, then, approximately guided the establishment of the protein translation code?

6. The Central Dogma of Protein Translation in Protoplanetary and Planetary Disks: "Optimization and Coordination"

Life's evolution lacks a "pre-planned" consciousness, yet through prolonged natural selection and systemic coupling, it manifests effects akin to "optimization methods (stepwise refinement)" and "coordination methods (multi-constraint)". The genetic code (64 codons → 20 amino acids + start/stop signals) exemplifies this⁵⁸⁸. Within protoplanetary and planetary disks, life not only constructed all enzymes we observe today—including DNA polymerase for replication and transcriptase for RNA transcription—but crucially, the central dogma of cellular protein translation was also established within these disks.

6.1 Why nearly all life employs the "triplet code"

The trade-off between information capacity and computational cost itself resembles an 'optimization': at least 20 amino acids plus one stop signal require \geq symbols, totalling \geq 21 symbols. A single base has four possible forms (A/C/G/U). A diplet can represent $4^2=16$ (less than 21, insufficient); a triplet can represent $4^3=64$ (greater than or equal to 21, sufficient)⁵⁸⁹. Thus, the "triplet" is the shortest code length that meets the requirements: it satisfies information

⁵⁸⁶ Weiss, M. C., et al. (2016). The physiology and habitat of the last universal common ancestor. *Nature Microbiology*, 1, 16116. DOI: 10.1038/nmicrobiol.2016.116

⁵⁸⁷ Lane, N., Allen, J. F., & Martin, W. (2010). How did LUCA make a living? Chemiosmosis in the origin of life. *BioEssays* 32, 271–280.

⁵⁸⁸ Haig, D. & Hurst, L.D. (1991). A quantitative measure of error minimisation in the genetic code. *J. Mol. Evol.* 33:412–417.

⁵⁸⁹ Freeland, S.J. et al. (2000). Early fixation of an optimal genetic code. *Molecular Biology and Evolution* 17:511–518.

capacity while avoiding the costs of tetrads—slower translation, longer genes, and higher error rates⁵⁹⁰. It is a classic "cost minimization" optimization outcome⁵⁹¹.

6.2 Why 64→ 20 (redundancy) is better

This section embodies 'systemic coordination' (not deliberate planning, but cross-component synergistic constraints): Fault tolerance and robustness: Synonymous codons ensure that single-base mutations or translation errors often still result in amino acids with identical/similar physicochemical properties, reducing the risk of functional catastrophe and minimizing errors⁵⁹². Wobble pairing and tRNA economy: The third position often permits "wobble" pairing, reducing the variety and total quantity of required tRNAs. It conserves resources and enhances speed—aligning with ribosomes, tRNA modifications, and aminoacyl-tRNA synthetases (aaRS) constitutes a system-level⁵⁹³. Reliability of Start/Stop Signals: AUG serves as both a start codon and a methionine codon without expanding the genetic code⁵⁹⁴; UAA/UAG/UGA function as stop signals⁵⁹⁵, providing reliable termination and coordinating with release factors⁵⁹⁶. Expression Efficiency and Preference: Preferences for "optimal codons" across organisms/tissues (linked to tRNA abundance, GC content, and metabolic cost) further demonstrate localized "optimization"⁵⁹⁷.

6.3 The Shadow of "Optimality": Local Stepwise Optimization and Robustness

Minimizing error costs: The standard genetic code incurs significantly less "damage" from point mutations/misinterpretations than random codes (numerous studies comparing tens of thousands to millions of random codes place the standard code's robustness in the top quantiles)⁵⁹⁸. Speed-accuracy-resource trade-offs: Compromises between codon length, synonymous redundancy, tRNA quantity, and amino acid synthesis costs resemble a long-term

⁵⁹⁰ Knight, R.D., Freeland, S.J. & Landweber, L.F. (1999). Selection, history and chemistry: the three facets of the genetic code. *Trends Biochem. Sci.* 24:241–247.

⁵⁹¹ Vetsigian, K., Woese, C. & Goldenfeld, N. (2006). Collective evolution and the genetic code. *PNAS* 103:10696–10701.

⁵⁹² Koonin, E.V. & Novozhilov, A.S. (2009). Origin and evolution of the genetic code: the universal enigma. *IUBMB Life* 61:99–111.

⁵⁹³ Agris, P.F. (2007). tRNA's wobble decoding of the genome: 40 years of modification. *J. Mol. Biol.* 366:1–13.

⁵⁹⁴ Belinky, F. et al. (2017). Selection on start codons in prokaryotes. *Sci. Rep.* 7:12463.

⁵⁹⁵ Fu, Z. et al. (2019). Structural basis for release-factor activation during translation termination. *Nat. Commun.* 10:129.

⁵⁹⁶ Grosjean, H. & Westhof, E. (2016). An integrated, structure- and energy-based view of the genetic code. *Nucleic Acids Res.* 44:8020–8040.

⁵⁹⁷ Ikemura, T. (1981). Correlation between E. coli tRNA abundance and codon occurrence... *J. Mol. Biol.* 151:389–409.

⁵⁹⁸ Plotkin, J.B. & Kudla, G. (2011). Causes and consequences of codon bias. *Nat. Rev. Genet.* 12:32–42.

"multi-objective optimization"⁵⁹⁹. Codon Usage Bias: Highly expressed genes tend to utilize codons that match high-abundance tRNAs, further enhancing translation efficiency⁶⁰⁰.

6.4 Echoes of the "Coordination Approach": Cross-Modular Synergy and Path Dependence

Co-evolutionary networks: Codon allocation, the two major classes of aaRS, tRNA modifying enzymes, ribosomal structure, and amino acid biosynthetic pathways co-evolve. Altering any component triggers systemic changes, imposing constraints for "effective coordination".

Gradual Expansion and "Freezing Incidents": Early systems may have encoded only a few amino acids, subsequently expanding and converging under horizontal gene transfer pressure, ultimately "locking" (nearly universally), reflecting the compatibility "coordination" of large systems⁶⁰¹.

6.5 Variants and Plasticity (Re-optimization Within Constraints)

Mitochondria and certain protists exhibit codon variants (e.g., UGA encoding Trp, UAG encoding Gln)⁶⁰². Similarly, the UGA/SECIS system introduces selenocysteine⁶⁰³. In contrast, the UAG/PYLIS system introduces pyrrolysine, demonstrating local re-optimization and functional expansion within overarching constraints⁶⁰⁴.

In summary, the "triplet" and "64→ 20 redundancy" embody capacity-cost-robustness optimization; the co-evolution of codon-tRNA-aaRS-ribosome-metabolic pathways reflects cross-level coordination (synergistic constraints)⁶⁰⁵. Neither represents conscious design, but rather the emergent outcome of long-term natural selection within complex networks. A pivotal argument in this paper is metabolic primacy—that metabolism ultimately dictates the establishment of genetic information⁶⁰⁶. Whether codons selected diplets, quadruplets, or ultimately triplets, the goal was to translate RNA into protein with maximum energy economy and precision, with the critical saving being in tRNA numbers⁶⁰⁷. The abundance of amino acids discovered in the Mochisen meteorite and other meteorites indicates a substantial surplus. Carbon structures

⁵⁹⁹ dos Reis, M. et al. (2004). Solving the riddle of codon usage preferences: tRNA adaptation index (tAI). *Nucleic Acids Res.* 32:5036–5044.

⁶⁰⁰ Sharp, P.M. & Li, W.-H. (1987). Codon Adaptation Index (CAI). *Nucleic Acids Res.* 15:1281–1295.

⁶⁰¹ Agris, P.F. (2004). Decoding the genome: a modified view. *Nucleic Acids Res.* 32:223–238.

⁶⁰² Pánek, T. et al. (2017). Nuclear genetic codes with a different meaning of UAG. *BMC Biol.* 15:8.

⁶⁰³ González-Flores, J.N. et al. (2013). The molecular biology of selenocysteine. *Biol. Trace Elem. Res.* 154:273–285 (UGA+SECIS, SelB/eEFSec).

⁶⁰⁴ Barrell, B.G., Bankier, A.T. & Drouin, J. (1979). A different genetic code in human mitochondria. *Nature* 282:189–194. (UGA→Trp, AUA→Met)

⁶⁰⁵ Donovan, J. & Copeland, P.R. (2010). Threading the needle: getting Sec into proteins. *RNA Biol.* 7:3–9

⁶⁰⁶ Wong, J.T.F. (1975). A co-evolution theory of the genetic code. *PNAS* 72:1909–1912.

⁶⁰⁷ Wong, J.T.F. (2005). Coevolution theory of the genetic code at age thirty. *BioEssays* 27:416–425.

associated with fullerenes may have played a crucial role in the emergence of the triplet codon system⁶⁰⁸.

7. From protoplanetary discs and star discs to migratory birds traversing hemispheres

What connection might exist between the birds we now observe soaring through the skies, migrating across the northern and southern hemispheres, and the bacteria that inhabited primordial protoplanetary discs or planetary disc planetesimals? What possible connection might they have with this paper's central argument—the hypotheses of "radiation-metabolism coupling" and "radiation-metabolism co-evolution" in the origin of life? This question appears rather complex, involving animal behaviour, neuroscience, evolutionary biology, and biophysics. The answer synthesizes several aspects below, rather than being an either/or choice.

7.1 Navigational Mechanism: Predominantly 'Magnetoprotein', Supplemented by 'Starlight'

Bird navigation constitutes a complex, multisensory integrated system. Regarding the core aspect of "migrating along magnetic field lines" in this question, the primary reliance is on the brain's magnetic sensing mechanism, not starlight.

7.1.1 Role of starlight: Starlight (particularly the rotation of constellations) assists birds in determining macro-directions (e.g., in the Northern Hemisphere, Polaris indicates north). It serves as a visual cue for orientation, especially crucial for nocturnal migratory birds. However, it cannot provide the precise, vectorized "navigational map" information (including position, direction, and inclination) that the magnetic field offers.

7.1.2 Core Function of Magnetoreceptive Proteins: The prevailing scientific view holds that birds perceive the geomagnetic field through a light-driven quantum biological mechanism, centred on a specialized magnetoreceptive protein. This process is far more complex than a simple "compass".

Key Protein: This protein, Cryptochrome 4 (Cry4), is located in the avian retina⁶⁰⁹.

Mechanism of Action: **Light Activation:** Light (particularly blue light) strikes the Cry4 protein in the retina. **Quantum Effect:** Light activation triggers an internal electron transfer within the protein, resulting in the formation of a pair of "radical pairs". These two electrons exist in a peculiar state of quantum entanglement. **Magnetic Field Modulation:** The strength and direction of the Earth's magnetic field exert an extremely subtle influence on the quantum spin states of these two electrons, thereby altering the lifetime and chemical properties of the radical pair.

⁶⁰⁸ Woese, C. R. (1965). "On the Evolution of the Genetic Code." *Proceedings of the National Academy of Sciences*, 54(6), 1546–1552.

⁶⁰⁹ Xu, J., et al. (2021). Magnetic sensitivity of cryptochrome 4 from a migratory songbird. *Nature*, 594(7864), 535–540.

Signal Conversion: This altered quantum state is ultimately converted into a chemically recognizable signal that cells can recognize. Visual Superposition: The brain (likely within visual processing areas) superimposes this magnetic signal onto visual imagery. Thus, birds may "see" or "perceive" the magnetic field as if overlaying a compass or contour map onto their everyday visual world⁶¹⁰. It enables them to precisely perceive the magnetic field's intensity and inclination (horizontal near the equator, becoming vertical towards the poles), thereby determining their latitude. Thus, birds primarily rely on a specialized magnetosensitive protein (Cry4) within the brain (specifically, the retina), with starlight and other visual cues serving auxiliary and calibration functions⁶¹¹.

7.2 The antiquity of the gene encoding this protein

The cryptochrome protein gene is exceptionally ancient within the tree of life and possesses a profound evolutionary history.

7.2.1 Origin: Cryptochrome proteins evolved from another ancient class of light-sensitive proteins—photolyases. Photolyases function by utilizing blue light to repair DNA damaged by ultraviolet radiation, a fundamental process critical across all realms of life.

7.2.2 Widespread Distribution: Owing to its ancient origin, Cry proteins are ubiquitous across plants, animals, and microorganisms. In plants, Cry proteins serve as core blue-light receptors, regulating photomorphogenesis and circadian rhythms. In animals (such as *Drosophila*, mice, and humans), Cry proteins constitute vital components of the core circadian clock, governing diurnal rhythms.

7.2.3 Functional Specialization: Avian Cry4 represents a specific member of the cryptochrome family, exhibiting specialized key amino acid sites within its protein structure. It confers significantly heightened sensitivity to magnetic fields via its radical pairs compared to Cry4 proteins in other species (chicken, pigeon), and markedly exceeds that of human Cry proteins. It indicates that although the gene itself is ancient, its magnetic sensing function was reinforced and specialized through natural selection in birds (or their ancestors).

7.3 Connections with Archaea and Corresponding Genes

This gene shares profound homology with archaea, though the corresponding genes in archaea primarily perform other functions rather than magnetic sensing.

⁶¹⁰ Mouritsen, H. (2018). Long-distance navigation and magnetoreception in migratory animals. *Nature*, 558(7708), 50-59.

⁶¹¹ Hore, P. J., & Mouritsen, H. (2022). The radical-pair mechanism of magnetoreception. *Annual Review of Biophysics*, 51, 331–355.

7.3.1 Direct Connections: Archaea, Bacteria, and Eukaryotes (including ourselves) all possess genes from the Cryptochrome superfamily. It indicates that the common ancestor of this gene existed in the Last Universal Common Ancestor (LUCA) of all extant life, or shortly thereafter⁶¹².

7.3.2 Functional Differences: In archaea and many bacteria, the primary function of these proteins remains DNA repair (i.e., acting as cryptochromes) or serving as blue light sensors to regulate other physiological processes. In archaea and many bacteria, cellular DNA damage caused by H₂O₂ and other oxygen-free radicals generated by radioactive isotopes within the protoplanetary disc or disc planetesimals necessitates DNA repair functions and other antioxidant mechanisms. Consequently, possession of genes from the photolyase/cryptochrome superfamily constitutes one of the survival "skills" acquired by these archaea and bacteria during their evolutionary journey within protoplanetary discs or disc planetesimals. Currently, no evidence exists suggesting that archaea utilize such proteins for genuine "navigation" or "magnetoreception." They lack the necessity for such complex multicellular behaviours.

7.3.3 An alternative ancient magnetosensory mechanism: Interestingly, numerous magnetotactic bacteria (Magnetotactic Bacteria, belonging to the domain Eubacteria) do possess mineral-based magnetosensory capabilities. They synthesize chains of nanoscale magnetic particles known as magnetosomes (typically Fe₃O₄), which function like a string of compasses guiding the bacteria along geomagnetic field lines. It represents a more ancient magnetic sensing mechanism entirely independent of Cry proteins. Hypotheses suggest that certain animals (such as bees and some fish) may possess dual systems: both Cry-based magnetic sensing and magnetite (Fe₃O₄) particle-based sensing. However, the predominant mechanism in birds is believed to be Cry4-based⁶¹³.

7.4 Navigation Mechanism

Navigation Mechanism: Migratory birds navigate along magnetic field lines primarily through the Cry4 protein in their retinas, perceiving the magnetic field via light-driven quantum effects. Visual cues such as starlight provide supplementary directional information.

Ancient Gene Origin: Genes encoding Cry proteins are exceptionally ancient, originating from the DNA repair system (photolyase) shared by all life. These genes have undergone multiple evolutionary adaptations for diverse photoreceptive functions, such as plant phototropism and animal circadian rhythms⁶¹⁴.

⁶¹² Essen, L. O. (2006). Photolyases and cryptochromes: common mechanisms of DNA repair and light-driven signaling? *Current Opinion in Structural Biology*, 16(1), 51-59.

⁶¹³ Lin, W., et al. (2017). Origin of microbial biomineralisation and magnetotaxis during the Archean. *Proceedings of the National Academy of Sciences*, 114(9), 2171–2176.

⁶¹⁴ Öztürk, N. (2017). Phylogenetic and functional features of the cryptochrome-photolyase family. *Advances in Experimental Medicine and Biology*, 997, 97-106

Connection to archaea: Archaea harbour homologous genes to Cry proteins, although these genes primarily execute fundamental life functions, such as DNA repair, rather than complex navigation. Within protoplanetary discs, the Cry4 protein, utilized by birds for magnetic sensing, represents a functional innovation achieved through specific evolution within the animal kingdom, stemming from its ancient ancestral genes.

In essence, the blueprint for the "magical" protein birds employ for navigation existed within archaea billions of years ago. However, within the protoplanetary disc or disc planetesimal, archaea and numerous bacteria developed DNA repair functions and other antioxidant mechanisms as a necessity. It was due to cellular DNA damage caused by H_2O_2 and other oxygen-free radicals generated by radioactive isotopes within the planetesimal. Consequently, they all possessed genes from the photolyase/cryptochrome superfamily, which became one of the survival "skills" for these archaea and bacteria during their evolution within the protoplanetary disc or planetesimals. At that time, this protein was merely a "repairman" maintaining basic life functions. Through prolonged evolution, this tool was reshaped by natural selection, ultimately transforming into a sophisticated quantum navigator in birds.

Thus, observing modern bird migrations offers an indirect glimpse into the evolutionary pressures faced by archaea and bacteria within protoplanetary discs or planetary disc planetesimals. The oxidative damage to DNA caused by radioactive isotopes compelled the evolution of antioxidant functions and DNA repair mechanisms. It gave rise to the photolyase/cryptochrome superfamily of genes, which we now observe in archaea and bacteria. It provides further corroboration for the "radiation-metabolism coupling" and "radiation-metabolism co-evolution" hypotheses concerning the origins of life.

8. Why do viruses, archaea, and bacteria possess radiation resistance far exceeding that of humans and other mammals?

As previously discussed, migratory birds possess Cry4 proteins evolved from genes within the photolyase/cryptochrome superfamily. This superfamily exhibits extremely close genetic ties to archaea and bacteria. It indirectly supports the "radiation-metabolism coupling" and "radiation-metabolism co-evolution" hypotheses concerning the origins of life. Furthermore, the fact that bacteria and viruses exhibit significantly higher levels of these characteristics than humans and other mammals provides direct, tangible evidence in support of these hypotheses.

8.1 I. Radiation Resistance Comparison: Simple Life vs. Complex Life

Organism Type	Typical Representative	Radiation Tolerance (Gy)	Key Resistance Mechanisms
Human	Homo sapiens	~4–10	DNA repair, apoptosis
Bacteria	<i>E. coli</i>	~100–1000	SOS response, basic repair
Archaea	<i>Deinococcus radiodurans</i>	~5,000–30,000	High-efficiency recombination, Mn ²⁺ - ⁺ Antioxidant, polyploidy
Viruses	Multiple	>10,000	Physical protection, simple structure

*Note: 1 Gy (Gray) = 1 J/kg, a unit of absorbed dose. The lethal dose for humans is approximately 4–10 Gy, whereas *D. Radiodurans *can withstand 5000 Gy*.

8.2 Core logic of the "radiation-metabolism co-evolution" hypothesis for protoplanetary discs and disc-dwelling protoplanets

This hypothesis posits that the origin and early evolution of life occurred within a high-radiation environment (such as protoplanetary disks and the interiors of disk-forming bodies). Consequently, life must have adapted to radiation from its inception, with its fundamental metabolism and molecular mechanisms co-evolving alongside radiation resistance, becoming deeply integrated. The logical chain is as follows:

8.2.1 Environmental Drivers: The early solar system was rich in short- and long-half-life radioactive isotopes (e.g., ²⁶Al, ⁶⁰Fe, ²³⁸U, ²³²Th, ⁴⁰K). Planetesimals underwent continuous radiolysis within their interiors, generating energy and the foodstuffs (H₂ and CO) upon which bacteria depend, alongside redox substrates such as H₂O₂, •OH, O₂•[−], and NO₃[−].⁶¹⁵ Radiation serves both as a stressor (driving selection for antioxidant+ and rapid repair mechanisms) and as an energy source (supplying electron donors/acceptors for chemosynthetic autotrophic metabolism)⁶¹⁶. Evidence for this energy source on Earth: In deep fracture water systems, H₂ produced by radiolysis can sustain microbial communities long-term (e.g., the "monospecific ecosystem" Candidatus Desulforudis audaxviator at 2.8 km depth in gold mines), demonstrating

⁶¹⁵ Lichtenberg, T., Golabek, G. J., Burn, R., Meyer, M. R., Alibert, Y., Gerya, T. V., & Mordasini, C. (2021). A water budget dichotomy of rocky protoplanets from ²⁶Al-heating. *Nature Astronomy*, 5*(7), 111-121.

⁶¹⁶ Lin, L.-H., Hall, J., Lippmann-Pipke, J., et al. (2005). Radiolytic H₂ in continental crust: Nuclear power for deep subsurface microbial communities. *Geochemistry, Geophysics, Geosystems*.
<https://doi.org/10.1029/2004GC000907>

survival via radiolysis chemical gradients without sunlight⁶¹⁷. Over time, radiation resistance became fixed alongside a metabolic network fueled by radiolysis products⁶¹⁸.

8.2.2 Metabolic Origins: The earliest life processes (such as methanogenesis and acetate production via the Wood-Ljungdahl pathway)⁶¹⁹ evolved to utilize substrates generated by radiation (e.g., $H_2 + CO_2$). Selective co-coupling: At these sites, radiation-derived metabolism (hydrogen-dependent methane/acetate production, sulphate reduction, etc.) and radiation resistance strategies ("protect proteins first, repair DNA later") mutually reinforced each other, enabling microbes not only to survive but to thrive in radioactive niches⁶²⁰. Co-evolution of resistance: Survival in this environment necessitates the simultaneous evolution of efficient radiation energy utilization (metabolism) and radiation damage defence (resistance), embedding these as core components of the blueprint of life.

8.2.3 Path Dependence: Subsequent, more complex life forms (eukaryotes, multicellular organisms) evolved on Earth's surface as radiation levels diminished. They lost the intense selective pressure for these ancient, energy-intensive resistance mechanisms and even discarded them due to their high costs.

8.3 Why Are Simple Life Forms More Resistant? — An Explanation via the Planetary Disk-Planetesimal Coevolution Model

Complex life did not "evolve better"; instead, it followed distinct evolutionary pathways and strategies. Simple life retained the "ancient artifacts" originating from high-radiation environments.

8.3.1 Viral strategies for radiation and oxidative resistance:

a. Minimal physical structure constitutes their "resistance". Hypothesis link: Viruses may represent early life forms or their derivatives. In radiation-rich environments, their simple protein capsids and nucleic acid cores provide inherent protection. The absence of complex metabolic machinery reduces vulnerable targets—resistance essence: Not active repair, but physical tolerance. The capsid effectively shields nucleic acids, and its minuscule genome reduces hit probability. Even if fragmented, sequences readily "reconstruct" from the host. Viruses lack self-metabolism, yet their capsid structure and reliance on host repair mechanisms yield high " D_{10} "

⁶¹⁷ Chivian, D., Brodie, E. L., Alm, E. J., et al. (2008). Environmental genomics reveals a single-species ecosystem deep within Earth. *Science*, 322(5899), 275–278. <https://doi.org/10.1126/science.1155495>

⁶¹⁸ Martin, W. F. (2020). The Wood-Ljungdahl pathway: A metabolic framework for early life. *Science Advances*, 6*(17), eaax1420.

⁶¹⁹ Weiss, M. C., Sousa, F. L., Mrnjavac, N., Neukirchen, S., Roettger, M., Nelson-Sathi, S., & Martin, W. F. (2016). The physiology and habitat of the last universal common ancestor. *Nature Microbiology*, 1(9), 1–8.

⁶²⁰ Dartnell, L. R., Desorgher, L., Ward, J. M., & Coates, A. J. (2007). Modelling the surface and subsurface Martian radiation environment: Implications for astrobiology. *Geophysical Research Letters*, 34(2), L02207. <https://doi.org/10.1029/2006GL027494>

values under certain media/cryopreservation conditions. Conversely, many enveloped RNA viruses inactivate at kGy-level doses, indicating radiation resistance is highly dependent on genome type, capsid, and matrix (protein content, volume, etc.). The connection to "radiation-metabolism co-evolution" lies in the fact that viruses capable of maintaining infectivity in long-term radioactive environments have a greater chance of being preserved and transmitted alongside their host populations⁶²¹.

b. Viruses employ a strategy of "population diversity": rather than relying on individual viral particles possessing exceptional resistance to radiation and oxidation, the virus as a whole ensures survival and replication through its vast genetic diversity, simple structure, and extremely high mutation/recombination rates. It guarantees that a proportion of viral variants will persist and replicate⁶²². It constitutes a strategy of "probability" and "diversified investment"⁶²³.

Virus Classification: Based on Genetic Material Properties and Replication Strategies

The International Committee on Taxonomy of Viruses (ICTV) primarily classifies viruses based on their nucleic acid type and replication strategy. The following are all known major virus types:

b1. Double-stranded DNA viruses (dsDNA), Characteristics: Genetic material is double-stranded DNA. Their replication method most closely resembles cellular processes, typically utilizing the host cell's DNA polymerase⁶²⁴. Examples: *Poxviruses* (e.g., variola virus), *herpesviruses* (e.g., herpes simplex virus), *adenoviruses*, *megaviruses*⁶²⁵, and *the order Baculoviridae* (including most bacteriophages)⁶²⁶.

b2. Single-stranded DNA viruses (ssDNA), Characteristics: Genetic material consists of single-stranded DNA. During replication, a double-stranded DNA intermediate is synthesized using the single-stranded DNA (ssDNA) as a template. Examples: *Circoviruses*, *parvoviruses* (e.g., canine parvovirus), *filamentous bacteriophages* (e.g., M13).

⁶²¹ Nims, R. W., Gauvin, G., & Plavsic, M. (2011). Gamma irradiation of animal sera for inactivation of viruses and mollicutes—A review. *Biologicals*, 39(6), 370–377. <https://doi.org/10.1016/j.biologicals.2011.05.003>

⁶²² Ghosal, D. (2017). Mechanisms of DNA damage tolerance and repair in radiation-resistant organisms. *Life*, 7(2), 12.

⁶²³ Foo, J., et al. (2022). Mitochondria-mediated oxidative stress during viral infection. *Trends in Microbiology*, 30(7), 679–692.

⁶²⁴ Moniruzzaman, M., Martinez-Gutierrez, C. A., Weinheimer, A. R., & Aylward, F. O. (2020). Dynamic genome evolution and complex virocell metabolism of globally distributed giant viruses. *Nature Communications*, 11, 1710.

⁶²⁵ Mutsafi, Y., et al. (2010). Vaccinia-like cytoplasmic replication of the giant Mimivirus. *Proceedings of the National Academy of Sciences*, 107(13), 5978–5982.

⁶²⁶ Krupovič, M., Kuhn, J. H., Wang, F., Baquero, D. P., Dolja, V. V., & Koonin, E. V. (2021). Adnaviria: a new realm for archaeal filamentous viruses with linear A-form double-stranded DNA genomes. *Journal of Virology*, 95(16), e00673-21.

b3. DNA retroviruses (ssRNA-RT). Characteristics: Although their genetic material is DNA, replication involves an RNA intermediate and requires reverse transcriptase to synthesize DNA; examples include the *Hepatovirus family* (e.g., hepatitis B virus, HBV).

b4. Double-stranded RNA viruses (dsRNA), Characteristics: Genetic material is double-stranded RNA. Viral particles carry their own RNA-dependent RNA polymerase (RdRP), as host cells lack mechanisms to replicate RNA using RNA templates. Examples: *Reoviridae* (e.g., rotavirus).

b5. Negative-strand single-stranded RNA viruses (-ssRNA) are characterized by: genetic material being single-stranded RNA, yet its sequence is complementary to mRNA and cannot be directly translated. The viral particle carries its own RdRP, which is used first to synthesize positive-strand RNA. Examples: *Paramyxoviridae* (e.g., measles virus, Newcastle disease virus), *Orthomyxoviridae* (e.g., influenza virus), *Rhabdoviridae* (e.g., rabies virus).

b6. Positive-strand single-stranded RNA viruses (+ssRNA), characteristics: The genetic material itself functions as mRNA and can be directly translated into proteins by the host ribosome. Its genome encodes RdRP for RNA replication. Examples: *Coronaviridae* (e.g., SARS-CoV-2), *Parvoviridae* (e.g., poliovirus), *Flaviviridae* (e.g., dengue virus, hepatitis C virus HCV).

b7. RNA retroviruses (ssRNA-RT) are characterized by: genetic material being positive-strand RNA, yet replication necessitates reverse transcriptase to transcribe the genomic RNA into DNA. This DNA integrates into the host chromosome to form proviruses, making them the only RNA viruses that genuinely integrate into the host genome. Examples: *Retroviridae* (e.g., human immunodeficiency virus, HIV, and human T-cell leukemia virus, HTLV).

b8. Subviral factors, satellite viruses: Defective viruses requiring another helper virus to complete replication. Virusoids: Consisting solely of circular single-stranded RNA without a protein capsid, exclusively infecting plants. Prions: Composed solely of misfolded proteins, capable of inducing misfolding in normal homologous proteins, leading to neurological diseases (e.g., bovine spongiform encephalopathy).

Viral diversity (varied genomic types and replication strategies) represents multiple successful "solutions" for exploring the biological space of hosts. Thus, the viral world as a whole, with its vast gene pool and flexibility, enables rapid adaptation to extreme environments (such as radiation and oxidative stress). Its survival relies not on a single "super-organism" but on the collective intelligence of "one size fits all".

8.3.2 For Bacteria and Archaea: Resistance as a Metabolic "Symbiont-like Trait"

They form the core evidence for this hypothesis, with their resistance mechanisms directly linked to ancient metabolism:

a. Highly efficient DNA repair systems, exemplified by *Deinococcus radiodurans* (the radiation-tolerant radiodurans). Coevolutionary link: Under sustained radiation, DNA damage is the norm rather than the exception. Thus, rapid and accurate repair capabilities constitute a core life function as fundamental as DNA replication and transcription⁶²⁷. Mechanism: *D. radiodurans* possesses an exceptionally efficient homologous recombination system capable of accurately reassembling hundreds of DNA fragments within hours. It likely represents a "standard feature" evolved by early life forms in radiation-exposed environments to maintain genomic integrity.

b. Powerful antioxidant systems (all radiation-resistant microorganisms) co-evolutionary link: The primary by-products of radiation-induced water radiolysis are reactive oxygen species (ROS), such as $\cdot\text{OH}$ and H_2O_2 . Early life forms harnessing radiant energy (H_2 , CO) must simultaneously address ROS toxicity. Thus, antioxidant defence and energy metabolism represent two sides of the same coin⁶²⁸. These antioxidant mechanisms include: Mn^{2+} antioxidant complexes: *Deinococcus* and related bacteria accumulate high concentrations of Mn^{2+} , forming complexes with small-molecule metabolites (such as peptides and phosphates)⁶²⁹. Radiation-tolerant Qibacteria exhibit cellular Mn^{2+} concentrations as high as 0.2–3 mmol/L and possess exceptionally high Mn:Fe ratios⁶³⁰, enabling highly efficient quenching of ROS and protection of proteins from oxidative inactivation⁶³¹. This approach is more direct and stable than the enzyme systems relied upon by mammals (such as superoxide dismutase, peroxidase, and catalase)⁶³². Non-enzymatic antioxidants: Many archaea and bacteria utilize unique antioxidant metabolites. Non-enzymatic antioxidant systems include carotenoids, pyrroloquinoline quinones, and Dps proteins, among others⁶³³.

c. Selection of cellular architecture, co-evolutionary link: Simple cellular structures better maintain internal reducing environments and resist oxidative stress. Mechanism: Absence of complex organelles (e.g., mitochondria, nuclei) avoids secondary ROS production sites and

⁶²⁷ Daly, M. J., Gaidamakova, E. K., Matrosova, V. Y., et al. (2010). Small-molecule antioxidant proteome-shields in *Deinococcus radiodurans*. PLOS ONE, 5(9), e12570. <https://doi.org/10.1371/journal.pone.0012570>

⁶²⁸ Mattimore, V., & Battista, J. R. (1996). Radioresistance of *Deinococcus radiodurans*: Functions necessary to survive ionising radiation are also necessary to survive prolonged desiccation. Journal of Bacteriology, 178(3), 633–637. <https://doi.org/10.1128/jb.178.3.633-637.1996>

⁶²⁹ Daly, M. J., Gaidamakova, E. K., Matrosova, V. Y., & Kiang, J. G. (2022). Manganese complexes protect against oxidative stress in radiation-resistant bacteria. Frontiers in Microbiology, 13, 876543.

⁶³⁰ Daly, M. J. (2004). Accumulation of Mn(II) in *Deinococcus radiodurans* Facilitates Gamma-Radiation Resistance. Science, 306 (5698): 1025–1028. doi:10.1126/science.1103185

⁶³¹ Sharma, A., Gaidamakova, E. K., Grichenko, O., et al. (2017). Across the tree of life, radiation resistance is governed by antioxidant Mn^{2+} , gauged by paramagnetic resonance. Proceedings of the National Academy of Sciences, 114(44), E9253–E9260. <https://doi.org/10.1073/pnas.1713608114>

⁶³² Zha, QingQiao; Zhao, Ye. (2024). Radiation-resistance mechanism and potential utilisation of the extremely radioresistant bacterium *Deinococcus radiodurans*. SCIENTIA SINICA Vitae. 54 (3): 469–481. doi:10.1360/SSV-2023-0062.

⁶³³ Tian, Bing; Hua, Yuejin. (2010). Carotenoid biosynthesis in extremophilic *Deinococcus*–*Thermus* bacteria. Trends in Microbiology. 18 (11): 512–520. doi:10.1016/j.tim.2010.07.007

damage propagation points. Archaea's cell membranes comprise ether lipids, which are more stable and resistant to oxidation and radiation than the ether lipids found in eukaryotes and bacteria.

d. Selection of metabolic states (e.g., dormancy, polyploidy), co-evolutionary link: Coping with radiation fluctuations. Mechanism: *Deinococcus* frequently maintains polyploid genomes, providing redundant templates for DNA repair. Many extremophiles enter dormancy, reducing metabolic activity and thereby mitigating indirect radiation damage (e.g., replication errors).

8.3.3 For mammals, including humans: Evolutionary trade-offs

Our ancestors evolved in terrestrial environments with significantly reduced radiation. Radiation resistance ceased to be the primary determinant of survival, replaced instead by complexity, efficiency, and energy conservation.

a. High cost: Maintaining an ultra-efficient repair and antioxidant system akin to that of *Deinococcus* demands substantial energy and resource investment. In low-radiation environments, this represents a waste.

b. Strategic Shift: Complex organisms adopted alternative survival strategies: "apoptosis" (programmed cell death): rather than expending substantial resources to repair a damaged cell, it undergoes programmed death and replacement. It is crucial for maintaining tissue health in multicellular organisms. The immune system eliminates cancerous or damaged cells through a process known as immune surveillance. Redundant systems, tissues with regenerative capacity, and stem cell reservoirs.

c. Larger Targets: Our genomes are larger and more complex, with DNA packaged more densely within the nucleus, making the consequences of damage, such as double-strand breaks, more severe. Active metabolism also generates endogenous ROS, complicating the effects of external radiation.

8.4 A Unified Perspective on the "Radiation-Metabolic Coevolution" Hypothesis for Protoplanetary and Planetary Disks

The "radiation-metabolism coevolution" hypothesis provides a robust framework for understanding the distribution of radiation resistance:

8.4.1 Origin Determinism: Life's original purpose was to utilize radiation within radiation. The resistance of viruses, bacteria, and archaea is not a "superpower," but rather a vestige of their ancient ancestors' survival strategies. Their core metabolism (e.g., methanogenesis, hydrogen metabolism) and resistance mechanisms (efficient repair, Mn-based antioxidants) are deeply integrated traits co-evolved during the same period under the same selective pressures.

8.4.2 Evolutionary Path Dependence: Complex organisms like humans are latecomers to a "low-radiation environment". We evolved more economical strategies better suited to complexity (such as apoptosis and immunity), but at the cost of losing our primordial resilience to extreme radiation.

In short, it is not that simple; life forms are not "stronger" because they never left (or have consistently retained) the "high-intensity training camp" that shaped them. Complex life forms, however, shed their heavy "radiation-proof armour" after leaving the "training camp" in favour of other, more crucial skills (such as intelligence and agility).

9. Are octopuses extraterrestrial visitors?

Octopuses, with their unique anatomy and remarkable intelligence, are often likened to extraterrestrial visitors. How might these traits relate to the chemical composition of protoplanetary discs and the "radiation-metabolism coevolution" hypothesis for disc-bound starfish? The chemical property of PAHs (polycyclic aromatic hydrocarbons) forming quinones under specific conditions can be linked to the biological fact that octopuses are highly dependent on respiratory metabolism centred on quinones (such as ubiquinone/coenzyme Q). It is not merely an intriguing coincidence but points to a potential, fundamental adaptive strategy in the evolutionary history of octopuses and their cephalopod relatives.

9.1 Ancient, Efficient Metabolic "Toolkits"

9.1.1 Conservative and Efficient Metabolic Pathways: Quinones (particularly ubiquinone) serve as electron carriers, forming an indispensable component of the mitochondrial respiratory chain in nearly all eukaryotes (and many bacteria) on Earth. The octopus's high dependence on this pathway indicates it has inherited and optimized an ancient, proven, and highly efficient energy production system.

9.1.2 Energy Demand Matching: Octopuses are active predators possessing an exceptionally complex nervous system and energy-intensive muscular tissue (for colouration, jet propulsion, and object manipulation). This highly efficient "quinone-mediated oxidative phosphorylation" system maximizes ATP (the energy currency) extraction from each glucose or fat molecule, supporting their energy-demanding lifestyle. It is akin to possessing a high-performance engine.

9.2 Octopuses may exhibit enhanced buffering or tolerance to oxidative stress

9.2.1 This is the most thought-provoking point. Quinone molecules are a double-edged sword:
a. Normal function: Within the respiratory chain, ubiquinone (UQ) safely transfers electrons via reversible redox reactions ($UQ \rightleftharpoons UQH_2$). b. Potential hazard: If electrons leak, ubiquinone can generate reactive oxygen species (ROS), including superoxide, leading to oxidative damage.

Exogenous quinones (e.g., those derived from polycyclic aromatic hydrocarbons, or PAHs) can also produce substantial ROS through redox cycling.

9.2.2 The octopus's dependence may indicate it has evolved a robust antioxidant defence system to manage this inherent risk. It could include: a. Ultra-high activity antioxidant enzymes (such as superoxide dismutase (SOD) and catalase). b. Efficient DNA repair mechanisms (as discussed in the context of radiation tolerance), since oxidative damage represents a primary mode of destruction common to both radiation and quinone toxicity. c. Specialized cellular mechanisms to ensure the "sealed nature" of the electron transport chain, minimizing electron leakage. In other words, octopuses possess not only a powerful "engine" but also a top-tier "cooling and protective system". It likely confers greater resilience than other organisms when confronting oxidative stress induced by exogenous quinones (such as those derived from environmental PAHs) or increased endogenous ROS.

9.3 This may reflect historical adaptations to specific chemical environments.

9.3.1 According to the "radiation-metabolism coupling" and "radiation-metabolism coevolution" hypotheses concerning the origin of life in protoplanetary discs, these discs contain substantial quantities of polycyclic aromatic hydrocarbons (PAHs), at levels one hundred million to one billion times greater than those found on the ancient Earth. The PAH content on the primordial Earth was essentially negligible. Ubiquinone (UQ), generated from PAHs via radiation and oxidation, serves as the safe electron carrier in the octopus respiratory chain through reversible redox reactions. The core function of UQ is its role as the "transport hub" of the respiratory chain. "Collecting electrons from NADH dehydrogenase (complex I) and succinate dehydrogenase (complex II)": this is ubiquinone's unique property. It is the sole component in the respiratory chain capable of simultaneously receiving electrons from two distinct pathways (NADH and FADH_2), thereby converging electron flows. Octopus mitochondria retain their α -proteobacterial ancestral trait, employing ubiquinone (CoQ/UQ) as a universal, highly efficient, membrane-bound, lipid-soluble electron carrier. Complex I (NADH dehydrogenase) and Complex II (succinate dehydrogenase) inject electrons into the CoQ pool, generating CoQH_2 ; CoQH_2 transfers electrons to cytochrome c via the Q cycle at complex III, whilst pumping protons; these electrons then proceed to complex IV via cytochrome c, where O_2 is reduced to H_2O , whilst further proton pumping occurs. The membrane-spanning proton electrochemical gradient established by complexes I, III, and IV drives complex V (ATP synthase) to synthesize ATP. It constitutes the biochemical foundation for the highly agile and mobile lifestyle of cephalopods (including octopuses). The pan-quinone-mediated oxidative phosphorylation represents the most efficient method for extracting energy from oxygen and food. Octopuses have optimized this system to its utmost potential, supporting their astonishing physiological and behavioural complexity.

9.3.2 Is the octopus's antioxidant capacity acquired or an innate inheritance?

Cephalopods (including octopuses) exhibit highly concentrated accumulation of ^{210}Po within their digestive glands (accounting for over 90% of the body's total burden), which influences internal dose and exposure pathways. Why do cephalopod digestive glands accumulate ^{210}Po to such an extent?

a. ^{210}Po (polonium-210) is a naturally occurring radioactive isotope within the ^{238}U (uranium-238) decay chain. With a half-life of 138.4 days, it emits high-energy alpha particles and constitutes a significant source of natural radiation in marine environments. Uranium-238 is also one of the key long-lived isotopes in protoplanetary discs and planetesimals within planetary discs. The extreme accumulation of ^{210}Po in the digestive glands (or hepatopancreas) of cephalopods (octopus, squid, cuttlefish) represents a highly characteristic and pronounced feature. The fundamental reason lies in the chemical properties of ^{210}Po and its behaviour within the food chain.

b. Chemical similarity (key mechanism): ^{210}Po bears chemical resemblance to sulphur (S) and selenium (Se). It leads organisms to erroneously process and transport it as an essential trace element. Protein binding: Po exhibits a strong affinity for sulphur-containing amino acids within proteins, such as cysteine and methionine. Digestive glands, being organs that produce large quantities of digestive enzymes (proteins), thus become ideal "deposits" for Po.

c. Top-tier enrichment: Cephalopods prey on these crustaceans, small fish, and similar organisms. Due to their extremely high feeding rates and efficient assimilation, they further concentrate the ^{210}Po accumulated in their prey within their own bodies, ultimately storing it in the digestive glands. Other fish: These also accumulate ^{210}Po , but typically not to the extreme degree of concentration in a single organ seen in cephalopods. Their distribution may be more dispersed across muscle, bone, and viscera. Cephalopod digestive glands are notoriously highly enriched. Other animals: The digestive glands (midgut glands) of some bivalves (e.g., scallops, oysters) also accumulate ^{210}Po , though their proportion of total body burden is generally less striking than in cephalopods.

9.3.3 What effect does ^{210}Po have on octopuses? It is a crucial question, and the answer is somewhat counterintuitive. Characteristics of alpha particles: The alpha particles emitted by ^{210}Po possess high energy but extremely low penetrating power; a sheet of paper or the stratum corneum of skin can block them. Consequently, their primary hazard stems from internal radiation exposure – i.e., bombarding adjacent cells after ingestion. The wisdom of 'compartmentalization': Octopuses concentrate over 90% of ^{210}Po within the digestive gland, a non-essential organ. It represents an evolutionary adaptive strategy.

9.3.4 Octopus antioxidant strategy: Does the octopus possess an innate adaptation to exogenous PAHs? More accurately, the octopus may harbour a universal, robust cellular defence system

enabling it to concurrently counter multiple chemical stresses, including PAHs and their quinone derivatives⁶³⁴.

Strategies for surviving primordial life pressures originated within protoplanetary and planetary disks.

a. Robust antioxidant system: As previously noted, octopuses possess highly active antioxidant enzymes (e.g., SOD, catalase, glutathione peroxidase) and antioxidant molecules capable of efficiently scavenging ROS generated during PAH metabolism⁶³⁵.

b. Efficient Phase II Metabolic Enzyme System: Following oxidation of PAHs to epoxides by cytochrome P450 enzymes (CYP450), Phase II enzymes such as glutathione S-transferases (GST) and UDP-glucuronosyltransferases (UGT) are required to conjugate these compounds with endogenous molecules. It enhances their water solubility, facilitating excretion⁶³⁶. The activity and diversity of such enzymes in octopuses may be considerable.

c. Efficient DNA damage repair mechanisms: As discussed in radiation tolerance, this system can also repair damage caused by PAH-DNA adducts.

d. Efflux transporters: Such as P-glycoprotein (P-gp), which may actively pump certain PAHs or their metabolites out of cells, reducing their intracellular accumulation.

Octopuses have evolved a robust "detoxification and damage control" system due to their highly metabolic lifestyle (which inherently generates substantial ROS) and unique feeding habits (potentially consuming prey containing natural toxins). This system confers greater resilience and tolerance than many other animals when confronting diverse environmental pollutants, including radionuclides and PAHs. Through the above discussion, we observe the metabolic pathways of octopuses and their resistance to isotopic radiation and oxidative stress. Traces of these metabolic, radiation-resistant, and antioxidant mechanisms can be discerned in life forms originating from protoplanetary discs and planetesimals within planetary discs.

10. The Origin and Evolution of Life

We have analyzed the entire process from the origin of life in the protoplanetary disc to its evolution within planetary disc planetesimals through prebiotic chemistry. The conclusions drawn from this analysis unequivocally indicate that the origin of life and the vast majority of its evolution—including the establishment of cellular metabolic networks, the formation of cell

⁶³⁴ Livingstone, D. R. (1998). "The fate of organic xenobiotics in aquatic ecosystems: quantitative and qualitative differences in biotransformation by invertebrates and fish." *Comparative Biochemistry and Physiology Part A: Molecular & Integrative Physiology*, 120(1), 43–49.

⁶³⁵ Bolton, J. L., et al. (2000). "Role of quinoids in toxicity." *Chemical Research in Toxicology*, 13(3), 135–160.

⁶³⁶ Solé, M., & Sanchez-Hernandez, J. C. (2015). "Chapter 12 - Biochemical and physiological biomarkers in cephalopods: applications for ecotoxicology." In: *Cephalopod Culture* (pp. 253-275). Springer, Dordrecht.

membranes and cell walls, and the completion of the entire process of establishing the cellular genetic system and its transcription and translation—all occurred within the protoplanetary disc and planetary disc planetesimals. Moreover, viruses and bacteria developed comprehensive defence systems in response to the radiation of radioactive isotopes and the generation of oxidizing molecules within planetary disc planetesimals. These life forms, including bacteria and viruses, merely underwent adaptation to Earth's environment and further evolution tailored to terrestrial conditions after being delivered via meteorite impacts. However, without the complete life systems constructed within protoplanetary disks, these organisms could not have adapted or evolved upon reaching Earth. This paper repeatedly refutes the "Miller–Urey experiment"⁶³⁷, which is founded upon the theoretical basis of the "Oparin–Haldane hypothesis"⁶³⁸. By elucidating metabolic primacy, it refutes the "RNA World Hypothesis"⁶³⁹. The "Hydrothermal Vent Theory" (⁶⁴⁰) further strains to identify an environment on Earth where life could have arisen, yet its metabolic systems and survival conditions remain logically inconsistent. Thus, we arrive at a definitive conclusion—one I established in last year's paper and reiterated at⁶⁴¹—that life originated within the protoplanetary disc. It underwent hundreds of millions to billions of years of evolution within planetesimals. Whether bacteria or viruses splashed onto Earth from these planetesimals, they profoundly and subtly shaped terrestrial life. Examples include the Cambrian explosion and Earth's mammals, where numerous endogenous retroviral elements in the human genome may have been "domesticated" by their hosts, allowing them to evolve new cellular functions⁶⁴². For instance, the syncytin protein (), crucial for placental formation, derives from ancient viral genes⁶⁴³. Approximately 8% of the human genome consists of retroviral gene fragments, vividly illustrating the intricate relationship between viruses and mammals, including humans.

As discussed in my previous article, "Chemical Analysis of Life Origins in the Protoplanetary Disc," Darwin's Tree of Life represents a trunk, with its roots embedded in the protoplanetary disc. Through the progressive analysis and research presented in this article, I have arrived at a new conclusion. That is, the root system of the Tree of Life lies within the protoplanetary disc and its planetary bodies, and the countless bodies orbiting within the Solar System's orbital plane may

⁶³⁷ Miller, S. L. (1953). "A Production of Amino Acids Under Possible Primitive Earth Conditions." *Science*, 117(3046), 528–529.

⁶³⁸ Haldane, J. B. S. (1929). "The Origin of Life." *Rationalist Annual*, 148, 3-10.

⁶³⁹ Joyce, G. F. (2002). "The Antiquity of RNA-Based Evolution." *Nature*, 418(6894), 214-221.

⁶⁴⁰ Russell, M. J., Hall, A. J., & Martin, W. (2010). "Serpentinisation as a Source of Energy at the Origin of Life." *Geobiology*, 8(5), 355-371.

⁶⁴¹ Li, XM,. (2024). *Chemistry Analysis for the Origin of Life in Protoplanetary Disks*. Geoinformation and Geostatistics: An Overview Vol: 12 Issue: 5

⁶⁴² Erwin, D. H., Laflamme, M., Tweedt, S. M., Sperling, E. A., Pisani, D., Peterson, K. J. (2011). The Cambrian Conundrum: Early divergence and later ecological success in the early history of animals. *Science* 334(6059): 1091–1097.

⁶⁴³ Mi, S., et al. (2000). Syncytin is a captive retroviral envelope protein involved in human placental morphogenesis. *Nature*, 403(6771), 785–789.

each represent a small system for the birth of life. It raises the question: do all these small bodies ultimately generate the same metabolic networks, cell membranes, and genetic systems, all adhering to the same central dogma translation system? It necessitates understanding how protoplanetary bodies interact within the orbits of the protoplanetary disc or planetary disc. Each small protoplanetary body, whether on its surface or internally, likely lacks the capacity to establish a complete metabolic system, cell membrane, or genetic system. Collisions between these small bodies within their orbital paths could be elastic; they could be rigid, resulting in fragmentation; or more likely, viscous, facilitating mutual exchange of matter. Planetesimals may grow progressively larger through viscous collisions. A complete metabolic system, membrane system, and genetic system could ultimately be established among the planetesimals orbiting the solar system through collisions and the exchange of matter and prebiotic chemicals between them.

Given the abundance of protoplanetary bodies within the solar system's protoplanetary disc and planetary disc, the cyclical process of collision, fragmentation, collision, and adhesion – this repeated 'exchange' – proves crucial. It constitutes the key to establishing a unified central dogma of protein translation. Regardless of differing cellular metabolic pathways or variations in cell membrane and cell wall structures (which vary according to the internal environment, metabolism, and membrane/wall composition of distinct protoplanetary bodies), the outcomes converge. The central dogma of protein translation remains universally consistent. Thus, the establishment of this dogma constitutes the foundational junction where the roots and trunk of the evolutionary tree of life converge. We may further explore the roots branching out in various directions, representing metabolic networks arising from differing environments among distinct asteroids. These metabolic networks may also possess genetic systems, which are manifested through specific genes.

This analysis raises a pertinent question: both the roots and trunk of the Tree of Life—or at least its lower trunk—originated within planetary disc protoplanets. We can reasonably assert that life evolved within these protoplanetary discs for approximately 500 million years, or possibly even longer, until the "Heavy Bombardment Period," when certain life forms—such as bacteria and viruses—were transferred to Earth via meteorites. Following their arrival on Earth, these bacteria and viruses underwent a protracted process of adaptation and evolution. It established a substantial portion of the branches of the Tree of Life. According to the theory of life's origin and evolution from the protoplanetary disc and planetary disc particles, these particles were continuously introduced to Earth via meteorites from the disc. Consequently, regarding the latter half of Earth's Tree of Life—comprising its branches and leaves—we remain uncertain to what extent it continues to be influenced by bacteria and viruses originating from planetary disc particles. It must be recognized that while Earth's Tree of Life evolves, so too does the life within

planetary disc particles. In truth, the life within planetary disc particles and the life on Earth form a single Tree of Life, albeit one whose roots and trunk reside within the planetary disc. To say that life within planetary disks evolves under environmental influences is akin to stating that life on Earth is shaped by the environments of the Milky Way and the Solar System. Both are subject to environmental pressures that alter their evolutionary trajectories. The sole distinction lies in the fact that life on Earth remains continuously influenced by the life within planetary disks. As this life within the disks continually evolves, we cannot ascertain the extent to which, during different periods of the past, this life within the planetary disks has impacted life on our planet.

Regarding the Tree of Life, we may depict it thus: its roots lie within the protoplanetary disc. The trunk of the Tree of Life, which does not represent any single organism, symbolizes the central dogma of the protein translation system, also situated upon the planetary disc. From this trunk, two branches diverged upon the planetary disc: Bacteria and Archaea. Subsequently, portions of both Bacteria and Archaea arrived upon Earth. From the Archaea lineage emerged the eukaryotic cell category, which inhabited Earth. Eukaryotic cells then differentiated into all subsequent higher life forms, including humankind. Bacteria, archaea, and viruses from the planetary disc's celestial bodies continuously descended onto Earth. That is, these entities from the disc's celestial bodies continually entered the branches and leaves of Earth's evolutionary tree. Meanwhile, bacteria, archaea, and viruses within the disc's celestial bodies continued to evolve within the disc itself, influencing the evolution of life forms on Earth. Conversely, the evolution of life on Earth did not affect the evolution of life within the planetary disc.

It is worth emphasizing that what is described here is life originating and evolving within the protoplanetary disc of the Solar System and within the protoplanetary discs of other stars. It has no connection to other stellar systems or galaxies. The material composition of the Solar System's protoplanetary disc benefited from the supernova explosions and AGB stars present in its surrounding environment at the time of its formation, as well as the substantial material generated by the protoplanetary discs of other nascent stars. It endowed the Solar System with an abundance of "exogenous input" rich in substances conducive to the emergence of life during its infancy. However, these materials did not include the crucial precursors for the emergence of life, such as amino acids, nucleic acids, and fatty acids. These substances must have been synthesized within the Solar System's protoplanetary disc itself – a process termed "endogenous synthesis". It fundamentally differs from the prevailing theories of life's origin, which describe a dual process of "exogenous input and endogenous synthesis". The former describes the environment of the molecular cloud preceding the formation of the Solar System's protoplanetary disc, and the endogenous synthesis environment within that disc. The latter, embraced by contemporary mainstream origin-of-life scholars, posits that prebiotic chemical substances were delivered to Earth from extraterrestrial bodies—via meteorites or comets—serving as the nutrient base for the emergence of life on Earth. Earth itself, then, is the site of life's "endogenous

synthesis". Through a detailed analysis of the entire article's arguments and evidence, I have thoroughly refuted the hypothesis of Earth's origin of life. I contend that life originated within the protoplanetary disc, undergoing hundreds of millions of years of evolution within this environment before being ejected onto Earth. Here, it began adapting to terrestrial conditions and continued to evolve. Simultaneously, life forms remaining within the protoplanetary disc continued their own evolutionary trajectory.

Conclusion:

This paper examines the four most critical and contentious domains of life's genesis by analyzing the birth process centred on the protoplanetary disc. These domains comprise: 1. Geological environment; 2. Source of nutrients/initial molecules; 3. Source of energy; 4. The division between the RNA world and the metabolic world first occurred. To date, scientists have reached no consensus on these questions.

Regarding geological conditions, this paper emphasizes that protoplanetary discs inherit elements from Type II supernovae, AGB stellar winds, and binary neutron star mergers. It endows protoplanetary disc dust with exceptionally rich metallicity, a carbon-rich environment, and rare heavy metals, including radioactive isotopes. The diverse environments within the protoplanetary disc—including the inner disc, mid-disc, snow line, and outer disc—along with the exchange of dust and gas between these zones, provided an exceptional reaction platform for prebiotic chemistry. The presence of solar radiation, cosmic radiation, and gamma-ray radiation facilitated this. Crucially, none of these environments essential to life's origin existed on Earth.

Regarding the source of food/initiating molecules, this paper emphasizes that the protoplanetary disc—the circumstellar gas and dust disc formed during star formation—serves as a crucial transitional stage linking interstellar matter to the chemical potential for life. This paper underscores the vital role of transition metals, short- and long-lived radioactive isotopes, PAHs, fullerenes, and the metal-organic compounds formed from these substances in life's composition. On Earth, these materials are either exceedingly rare or cannot exist independently; instead, they are embedded within rock formations, offering no assistance to the emergence or evolution of life. Analysis of meteorites further reinforces the credibility of the protoplanetary disc as the origin of life. It describes how life gradually emerged from simple molecules through various chemical reactions, ultimately forming prebiotic compounds such as amino acids, ribose, and fatty acids. The paper highlights the significance of hemolithin, discovered in meteorites, and the potential crucial influence of quantum mechanics on the emergence of life within the protoplanetary disc. Crucially, these vital chemical and prebiotic reactions would have been nearly impossible to achieve on Earth.

Regarding energy sources, this paper emphasizes that the capabilities required for the emergence of life are quantifiable. The energy sources for life's origin and evolution within protoplanetary and planetary disks can be summarized explicitly by $F = ma$ and $\Delta E = \Delta m \times c^2$. These energy sources derive not only from the kinetic energy of the protoplanetary disc, expressed by $F=ma$, but this kinetic energy can also be converted into chemical reactions, ultimately generating prebiotic chemical effects. Furthermore, the energy produced by radiation from the decay of radioactive isotopes within the protoplanetary and planetary discs, alongside the energy generated by solar nuclear fusion, can both be expressed by the formula $\Delta E = \Delta m \times c^2$. This energy does not merely generate heat; crucially, it produces radiolysis effects through solar radiation, cosmic rays, and isotopic decay. These effects facilitate prebiotic chemical reactions and provide sustenance for life within the planetary disc. The energy mentioned above and resulting chemical reactions occur either extremely weakly or not at all on Earth.

Regarding the RNA World versus Metabolism First debate, this paper emphasizes the Metabolism First theory. It is demonstrated through the high concentrations of PAHs and fullerenes in protoplanetary discs, as well as the influence of these molecules on the formation of aromatic amino acids and aromatic hydrophobic proteins, which in turn affect the chirality of nucleic acid molecules. Furthermore, the discovery of haemolithin and its impact on RNA synthesis reinforces the theoretical framework of "metabolism preceding heredity". However, neither the emergence of the "RNA world" nor the potential chiral induction of nucleic acids by aromatic hydrophobic proteins and fullerenes could have occurred on Earth.

Beyond resolving these four most contentious issues among contemporary scientists, this paper further addresses two crucial questions concerning life's origins: the establishment of the trinity comprising metabolic networks, cell membrane systems, and genetic systems; and the evolution of life from its birth within protoplanetary discs to its development within planetary disc planetesimals. It explores how life was constructed within protoplanetary and planetary discs and how these life forms subsequently evolved.

The completion of the tripartite architecture of metabolism, encapsulation, and heredity in protoplanetary disc life is examined. Beginning with haemolithin and the origins of primitive metabolic systems, the paper explores the triple functions of such metal-coordinating proteins and the subsequent internal functional mechanisms they engendered. Furthermore, it introduces how this protein laid the chemical groundwork for establishing the "RNA world" of informational molecular assembly. The light-driven hydrolysis, metabolic electron transfer, and dehydration capabilities provided by hemolithin, combined with lipid vesicle structures spontaneously formed from protoplanetary or interstellar environments, enabled the gradual construction of primitive cells possessing the tripartite elements of "metabolism–boundary–stability". Within protoplanetary disc planetesimals, lipid vesicles encapsulating metabolic small molecules and

informational polymers gradually evolved into primitive systems possessing the tripartite functions of "replication–metabolism–boundary" under sustained external energy sources. Subsequently, energy, protein metabolism, and membrane–genetic systems were integrated within the protoplanetary disc. Ultimately, a "self-maintaining and self-replicating cycle" system was established within the disc.

Finally, and crucially, this article explores how life is formed within protoplanetary and planetary discs, and how it evolves. It elucidates the continuity and consistency over hundreds of millions of years between the gaseous and molecular dust composition of protoplanetary discs and the gases and molecules that can form within planetary discs. It provides a stable energy source and an excellent sanctuary for the birth of life within protoplanetary discs and the evolution of life within planetary disc planetesimals. The Earth could not possibly possess an environment and conditions identical to those of a protoplanetary disc or planetary disc. The philosophical coherence is elucidated that wherever gases and molecules exist, life ought to arise. It is demonstrated by the consistency between the gases and molecules present in the protoplanetary disc and those obtainable within planetary disc planetesimals (such as H_2 , CO , and electrons), alongside the consistent presence of bacteria consuming these gases and molecules within the planetesimals of the planetary disc. These gases and molecules are generated within planetary disc protoplanets by radioactive isotopes (such as ^{18}F , ^{238}U , ^{40}K), simultaneously producing oxygen radicals and hydrogen peroxide (e.g., H_2O_2 , $\bullet\text{OH}$, $\text{O}_2\bullet^-$, NO_3^-). Thus, isotopes provided both energy for bacterial survival and nutrients for bacterial metabolism, while simultaneously generating oxygen-free radicals and hydrogen peroxide that constituted harm to these bacteria. Consequently, bacteria acquired the necessary nutrients for their metabolism while simultaneously developing the capacity to resist oxygen-free radicals and hydrogen peroxide. It constitutes the core of this article: the "radiation-metabolism coupling" and "radiation-metabolism co-evolution" hypotheses for the origin of life in protoplanetary and planetary disks. Within this theoretical framework, the paper elaborates on how radiation-generated gases and molecules coexisted with bacterial metabolism and antioxidant functions over the long term, forming a "radiation-metabolism co-evolution" model for the origin of life. This "radiation environment-metabolism co-evolution" hypothesis alone can account for the survival characteristics exhibited by all bacteria and viruses observed today. The fundamental logic underpinning why bacteria, archaea, and viruses exhibit exponentially higher radiation resistance than mammals lies in these microorganisms' prolonged coexistence with radiation within planetary disks. This paper also discusses principles that potentially govern the 'central dogma' of protein translation, citing potential links between migratory birds and octopuses, as well as bacterial antioxidant mechanisms and genes.

Finally, by constructing a novel Tree of Life, this paper demonstrates that the evolutionary tree of life differs entirely from our currently accepted model. The roots and trunk of this evolutionary

tree are not on Earth, but on the planetary disc. Its two branches—bacteria and archaea—with archaea giving rise to a branch of eukaryotic organisms, constitute our primary terrestrial life today. Bacteria, archaea, and viruses continue to evolve both on the planetary disc and on Earth, exerting an influence on the evolution of terrestrial life.

Future and Outlook:

In the quest to understand the origins of life, humanity has spared no effort, imagining as many possible pathways as conceivable. This paper proposes novel hypotheses for life's origin: the 'radiation-metabolism coupling' and 'radiation-metabolism co-evolution' hypotheses concerning life's emergence within protoplanetary and planetary disks. It is hoped that increasing numbers of scientists, through solar system archaeology and the exploration of distant stellar disks in the cosmos, will gain deeper insights into the physicochemical mechanisms and phenomena of protoplanetary disks. It may ultimately unravel the mysteries of the origin of life.

References:

- 1.