

# Slow-slip events in semi-brittle serpentinite fault zones

A. Goswami<sup>1</sup> and S. Barbot<sup>2\*</sup>

<sup>1</sup>1200 E California Blvd, Pasadena, CA 91125

<sup>2</sup>50 Nanyang Ave, Block N2-01a-15, Singapore 639798

\*sbarbot@ntu.edu.sg

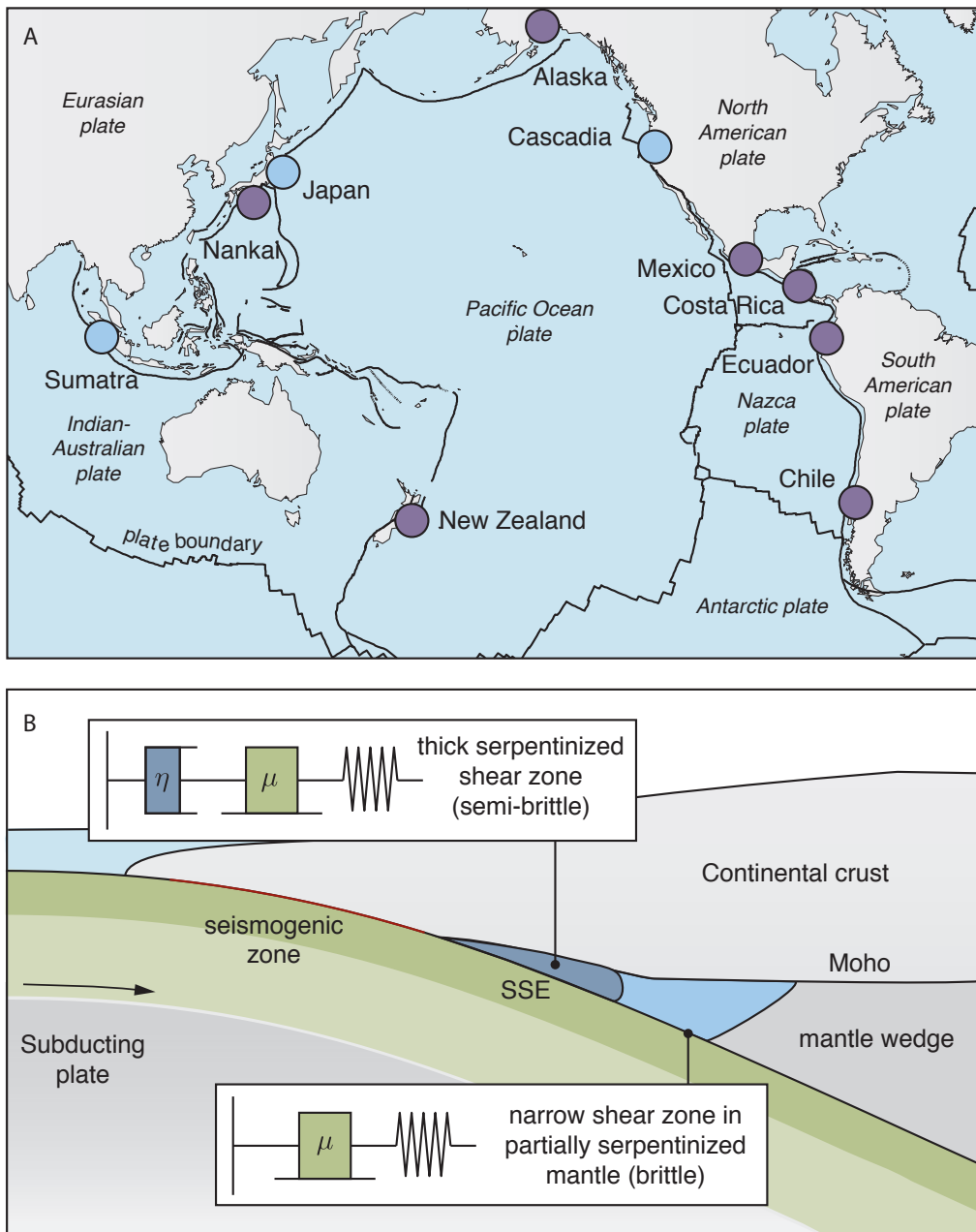
## ABSTRACT

Slow-slip events are earthquake-like events with lower slip rates, typically accompanying subduction. While peak coseismic velocities can reach tens of meters per second, slow slip is on the order of  $10^{-7\pm 2}$  m/s and may last for days to weeks. Under the rate-and-state model of fault friction, only a narrow range of frictional parameters can produce slow slip. However, it is unlikely that the subduction zones around the Pacific all embody the same frictional properties. In addition to friction, the plastic flow of antigorite-rich serpentinite may significantly influence seismicity at the relevant temperatures and pressures down-dip of the continental Mohorovicic discontinuity. Previous workers have departed from pure rate-and-state models by incorporating microphysics in dynamic studies of friction, but the role played by these processes in the generation of slow slip remains unclear. Here, we show that the range of frictional parameters that generate slow slip is widened in the presence of a serpentinitized layer on the subduction plate interface. We observe damping of fast ruptures in a semi-brittle fault zone governed by both brittle and viscoelastic constitutive response. Integration of rheology, thermal effects, and other microphysical processes with rate-and-state friction has potential to yield further insight into the phenomenology of slow slip.

## 1 Introduction

The dynamics of fault slip at subduction zones can assume a wide range of behaviors. A continuum of slip modes that includes fast earthquakes, slow-slip events, and stable creep determines seismic hazards<sup>2,3</sup>. Along the megathrust earthquakes, very low frequency earthquakes, and tsunami earthquakes are typically found up-dip of the continental Mohorovicic (Moho) discontinuity. In contrast, slow-slip events are often found close to or below the continental Moho depth at many subduction zones around the circum-pacific seismic belt<sup>4</sup>, even though some happen at shallow depth, notably in New Zealand<sup>5-7</sup> and Costa Rica<sup>8,9</sup>. Slow-slip events at subduction zones worldwide often embody similar, characteristic features<sup>10-14</sup>. In particular, we observe small stress drops in the range 10-200 kPa, short recurrence times of a few months to a few years, and sometimes more regular periodicity than for earthquakes<sup>15</sup>. Some characteristics of slow slip events can be explained within the context of rate-and-state friction<sup>16,17</sup> with conditionally stable behavior<sup>18-21</sup>. Runaway frictional instabilities require a critical size for nucleation that depends on the frictional parameters and the effective confining pressure. For sufficiently small velocity-weakening asperities, only creep spontaneously occurs. Slow-slip events emerge spontaneously when the asperity size is commensurate to critical nucleation size<sup>22</sup>. As slow-slip events are now found close to universally at subduction zones<sup>23-28</sup>, it is unrealistic to expect the same combination of parameters across widely distant regions (Fig. 1a). Several authors developed and investigated other friction laws that regularize fast slip with a velocity weakening to a velocity strengthening transition<sup>29-32</sup> or with dilatancy of the pore space<sup>33,34</sup> that allows nucleation but resists fast slip. These models assume that slow-slip events represent brittle behavior and localization of deformation on the megathrust. Other authors investigated semi-brittle models for phyllicite-rich fault zones that include a frictional strength and the deformation of a mature fault gauge<sup>35-37</sup>, but their implications to slow slip is not known.

The location of slow slip around the continental Moho suggests a control by composition or rheology. The mantle wedge of subduction zones is filled with metamorphosed upper mantle rocks in the form of antigorite-rich serpentinite (Fig. 1b), a high pressure, low temperature hydrous mineral characterized by a low activation energy<sup>38-40</sup>. Laboratory experiments showed that serpentinite is velocity-strengthening at the low temperatures and pressures of the seismogenic zone, but velocity-weakening at and above 450°C, at the pressure-temperature conditions of the corner of the mantle wedge, compatible with the occurrence of slow-slip events there<sup>41</sup>. Furthermore, laboratory friction experiments indicate that serpentine faults are characterized by a low healing rate and a large slip-weakening distance that promotes conditional stability, consistent with the slip mechanism of slow earthquakes<sup>42</sup>. The dominant flow mechanism of antigorite-rich serpentinite shows a transition from semi-brittle (localized) flow by strain localization to ductile (distributed) flow by intracrystalline deformation with increasing temperature from 300°C



**Figure 1.** A) Distribution of slow-slip events (purple circles) detected with geodetic or paleo-geodetic measurement around the rim of fire (see references in the main text). B) Schematic cross-section of a subduction zone where the megathrust near the corner of the mantle wedge below the continental Moho is deforming by a combination of brittle (localized) and viscoelastic (distributed) processes in a highly foliated serpentinized layer. Down-dip the deformation is localized again and represents frictional sliding. The brittle deformation is idealized by a spring-slider constitutive model while the semi-brittle deformation is captured by a spring-slider-dashpot model (insets). Fig. 1a was created with GMT<sup>1</sup>.

to 500°C at confining pressures from 1 to 2 GPa<sup>43,44</sup>. Serpentine exhibits nonlinear plastic flow with an effective viscosity much lower than that of the major mantle-forming minerals<sup>38</sup> allowing it to localize deformation. These laboratory results and field observations for exposed shear zones<sup>45–47</sup> suggest that slow slip events may be the result of mechanical instabilities that develop in a semi-brittle medium governed by both brittle and viscoelastic constitutive response.

Here, we present a model where, in addition to brittle rate-and-state friction, the strain and nonlinear rheology accommodated by a serpentine layer are taken into account. We describe the semi-brittle constitutive model in Section 2. We then discuss the stability of semi-brittle fault zones in a simplified setting in Section 3. With this insight, we discuss the emergence and characteristics of slow-slip events in brittle and semi-brittle fault zones using earthquake-cycle simulations performed in plane strain considering shear heating and thermal diffusion (Section 4). We find that fast ruptures can be damped out in a semi-brittle medium, resulting in the spontaneous generation of slow slip over a wider range of frictional parameters than for a brittle medium.

## 2 The semi-brittle mechanical model

To model the semi-brittle fault zone, we first introduce a point-like spring-slider-dashpot system. This mechanical system consists of a spring-slider obeying rate-and-state friction in series with a viscous dashpot (Fig. 1b). The constitutive law is given by

$$\begin{aligned} V &= V_f + V_d, \\ V_d &= 2W_d \dot{\epsilon}, \end{aligned} \quad (1)$$

where  $V_f$  is the velocity of the slider governed by rate-and-state friction, and  $V_d$  is the velocity of the viscous dashpot, which is controlled by a thermally-activated strain rate  $\dot{\epsilon}$ .  $W_d$  is a characteristic width, which is taken as the width of the ductile shear zone near the fault, typically less than a few hundred meters<sup>45,48</sup>. The description of rate-and-state friction reads as

$$\begin{aligned} \tau &= \mu \bar{\sigma} \\ \mu &= \mu_0 + a \log \frac{V_f}{V_0} + b \log \frac{V_0 \theta}{L} \\ \dot{\theta} &= 1 - \frac{V_f \theta}{L}. \end{aligned} \quad (2)$$

Here,  $\tau$  is the fault shear stress,  $\mu$  is the dynamic coefficient of friction, and  $\bar{\sigma} = \sigma - p$  is the effective normal stress, with  $p$  the pore pressure. The friction coefficient depends on a state variable  $\theta$ , whose evolution is given by an aging law  $\dot{\theta}(V_f, \theta)$ .  $V_0$  and  $L$  are a reference slip rate and a characteristic weakening distance, respectively. For  $V_d = 0$  we have a classical description of rate-and-state friction<sup>16,17</sup>, which reproduces many of the natural behaviors observed in real faults<sup>49–54</sup>. Such behaviors include unstable stick-slip cycles, stable creep, restrengthening following rapid slip, and rate-dependence. However, the classical description does not accommodate viscous effects. To account for this, we place a viscous dashpot in series with the spring-slider, and allow  $V_d = 2T_d \dot{\epsilon}$  to be nonzero. The strain rate is given by a dislocation creep law<sup>55,56</sup>

$$\dot{\epsilon} = A \tau^n \exp\left(-\frac{Q + pV}{RT}\right), \quad (3)$$

where  $A$  is a reference strain rate,  $n$  is the dislocation creep exponent,  $Q$  is the activation energy,  $p$  is confining pressure,  $V$  is the activation volume,  $R$  is the ideal gas constant, and  $T$  is temperature. For modeling purposes we use the empirically-determined creep parameters for serpentine<sup>38</sup>. The serpentine effective viscosity  $\eta = \tau/\dot{\epsilon}$  obeys an Arrhenius-style activation law with a low activation energy, and even at the 300–500°C temperatures of subduction zones, viscous flow can be significant and play a nontrivial role in the dynamics.

The governing equation for the spring-slider-dashpot is given by

$$\tau = K(\delta - V_{pl}t) - \frac{GV}{2V_s}. \quad (4)$$

Here,  $\delta$  is the total slip, with  $\dot{\delta} = V = V_f + V_d$ . The spring stiffness is  $K$ . There is a driving plate rate  $V_{pl}$ , which we can take to be the rate of plate convergence for a subduction zone, typically on the order of  $10^{-9}$  m/s. The final term is the radiation damping approximation, used to account for inertial (body) terms in the equation of motion when modeling a finite fault.  $G$  is the shear modulus and  $V_s$  is the shear-wave speed. The constitutive laws (1), (2), (3) and the governing equation (4) completely specify the system.

### 3 Stability of semi-brittle fault zones

First, we consider the classical model of rate-and-state friction with  $V_d = 0$  and ignoring the radiation damping term. Perturbing the equations about steady-state and linearizing yields a result for the critical spring stiffness<sup>17</sup>

$$K_c = \frac{\bar{\sigma}(b-a)}{L}. \quad (5)$$

If  $K > K_c$ , then perturbations from steady-state are stable and the system shows a decaying oscillatory mode in phase space<sup>57</sup>. If  $K < K_c$ , then perturbations from steady-state are unstable and the system's oscillations grow without bound in phase space. One can observe a continuum of behaviors between slow-slip events and large elastodynamic ruptures indexed by the stiffness ratio  $K/K_c$ , as also observed in laboratory experiments<sup>58</sup>. A larger ratio implies more stable and slower slip events, whereas a smaller ratio implies instability and fast slip. Alternating slow and fast slip events also occur close to the unit stiffness ratio<sup>22</sup>.

For the semi-brittle model of Section 2 with  $V_d \neq 0$ , the stiffness becomes

$$K_c = \frac{\bar{\sigma}(b-a)}{L} \frac{V_{f,ss}}{V_{f,ss} + aC}, \quad (6)$$

with  $C$  a positive constant given by

$$C = 2T_d A \tau^n \exp\left(-\frac{Q + pV}{RT}\right) n \mu_{ss}^{n-1}. \quad (7)$$

This result was obtained by performing a linear stability analysis for the spring-slider-dashpot in the same manner as for the spring-slider (see Supplementary Materials). The subscript label *ss* denotes the steady-state values for the system. Note that for the spring-slider,  $V_{f,ss} = V_{pl}$  and  $C = 0$ , so that (6) reduces to (5) in the limit of vanishing  $V_d$ . The immediate significance of this result is that the critical stiffness is lowered in a partially viscous system. Thus, a wider range of the continuum of behaviors is occupied by stable, slow slip than for a purely rate-and-state frictional system. A set of frictional parameters that would have caused a fast rupture could instead result in a slow-slip event when viscous flow is activated.

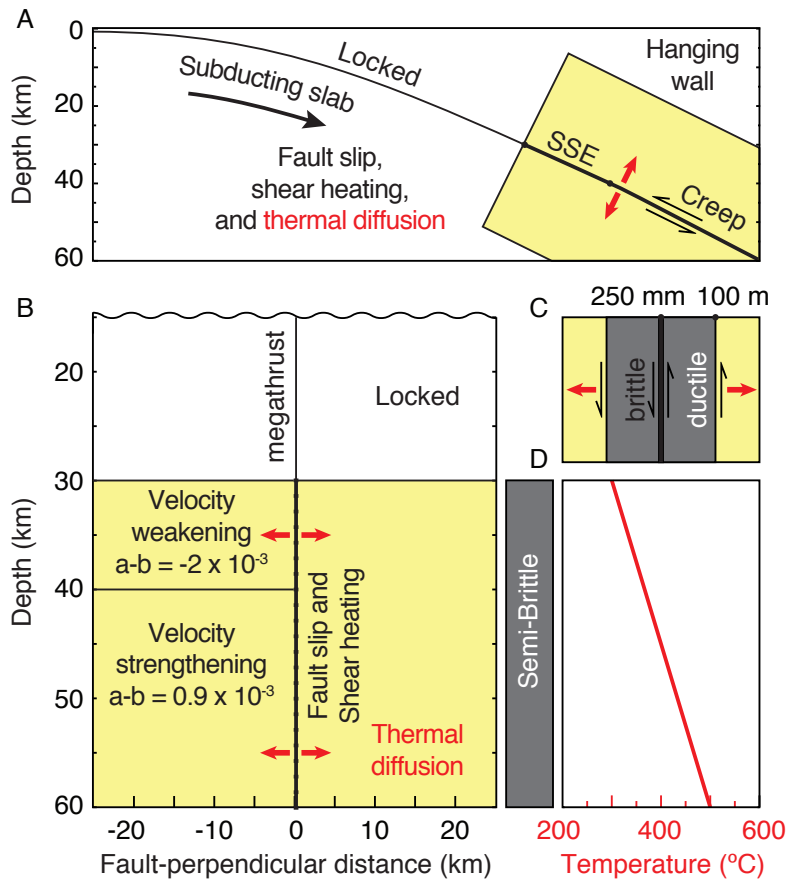
### 4 Semi-brittle models of slow-slip events

We investigate whether the constitutive properties of the semi-brittle medium can reproduce the long durations, small stress drops, and short recurrence times of slow-slip events. We assume that slow-slip events take place in a highly foliated antigorite-rich serpentinite shear zone that exhibits both brittle and ductile behavior (Figure 1b). We assume that the brittle behavior is captured by rate-and-state friction, and that the viscoelastic flow obeys a nonlinear power-law rheology of the form (3). An important feature of the plastic flow of serpentinite is the thermal activation in the form of an Arrhenius law. Even though serpentinite has a small activation energy of  $Q = 13.3$  kJ/mol<sup>38</sup>, the potentially high dynamic range of temperature due to shear heating during fault slip may play an important role near the fault<sup>59</sup>. While we did not consider shear heating in the linear stability analysis of Section 3 for the sake of simplicity, we do incorporate it in the present numerical model. In particular, substantial thermal weakening may occur in the ductile shear zone that may actually enhance the rupture. To test the importance of this effect in the dynamics of slow slip, we build a two-dimensional model of fault slip that includes shear heating and the diffusion of temperature away from the fault<sup>60</sup>

$$\dot{T}(\mathbf{x}) = K \nabla^2 T + \frac{\tau}{\rho c} \left[ \frac{V_f}{2W_f} \Pi \left( \frac{\mathbf{x} \cdot \mathbf{n}}{W_f} \right) + \frac{V_d}{2W_d} \Pi \left( \frac{\mathbf{x} \cdot \mathbf{n}}{W_d} \right) \right], \quad (8)$$

where  $T$  is the deviation from the background temperature,  $K$  is the thermal diffusivity,  $V_f$  is the velocity of fault slip,  $V_d$  is the integrated velocity across the shear zone due to ductile strain,  $\rho c$  is the specific heat per unit volume of the fault gauge,  $W_f$  is the gauge width and  $W_d$  is the width of the shear zone. We ignore the thermal pressurization of pore fluids<sup>61</sup> as they become important for large slip typical of great earthquakes<sup>62</sup>.

We consider a two-dimensional finite-element thermo-mechanical model of a subduction zone megathrust with a one-dimensional fault surface consisting of  $N = 200$  spring-slider-dashpot elements at depths of 30-60 km (Fig. 2). We adopt the same modeling strategy of<sup>63</sup> by simulating slow-slip events during the interseismic period. Accordingly, we assume that the up-dip portion of the model remains locked at all times during the simulation. The fault elements are mechanically coupled to one another with an  $N$  by  $N$  full stiffness matrix  $K$  following the integral method<sup>64</sup>. Instead of solving for the inertial contribution directly, we incorporate the radiation damping approximation at high slip velocities<sup>65</sup>. To allow for the possibility of shear heating and dynamic thermal effects, we take temperature to be a dynamic variable. The simulation method involves a set of coupled first-order ordinary differential equations evolved forward in time, and allows for temperature diffusion using



**Figure 2.** Schematic of the numerical model. A) We evaluate the dynamics of semi-brittle deformation from 30 to 60 km depth. The shallow portion of the megathrust is assumed locked at all times during the simulation. We mesh the domain surrounding the fault (yellow region) to evaluate shear heating and thermal diffusion. B) The mesh is rectilinear in a reference system aligned with the fault orientation. The non-uniform mesh is finer near the fault and larger in the far field. Diffusion is allowed in the fault-parallel and the fault-perpendicular directions. The fault is velocity-weakening between 30 and 40 km depth. C) Each fault patch consists in a brittle surface and a surrounding ductile shear zone. The two modes of deformation accommodate subduction of the oceanic plate. D) We assume a linear geothermal gradient as initial condition of the thermo-mechanical model.

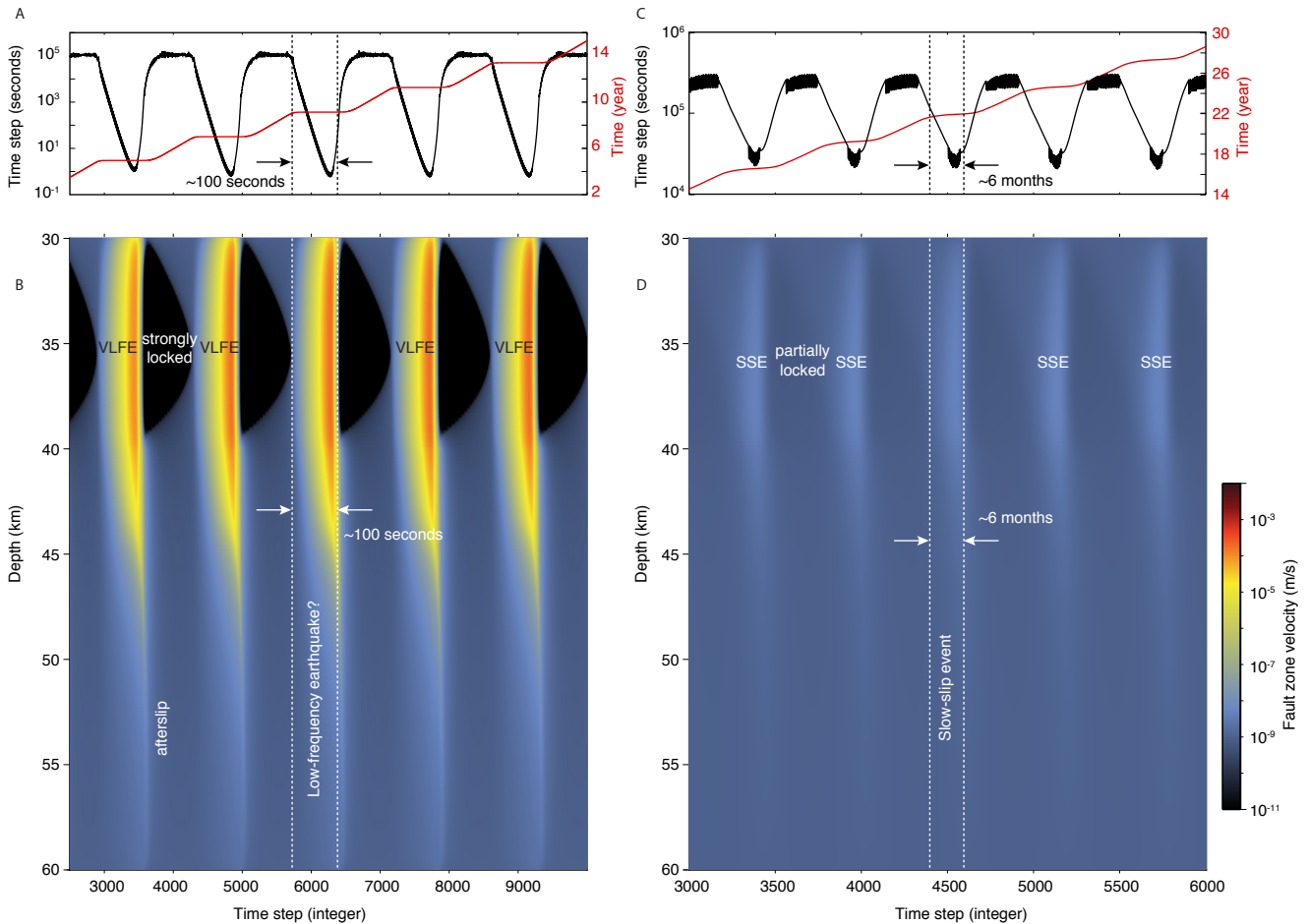
**Table 1.** Model parameters for lithosphere-asthenosphere dynamics. Rheological parameters used from laboratory studies for wet dislocation creep conditions in olivine<sup>38</sup>.

	Parameter	Symbol	Value
Frictional Parameters			
	Shear modulus	$G$	30 GPa
	Effective normal stress	$\bar{\sigma}$	6.25 MPa
	Static friction coefficient	$\mu_0$	0.2
	Direct effect parameter	$a$	$1 \times 10^{-3}$
	State evolution parameter	$b$	$1 \times 10^{-4}$ (velocity-strengthening) $3 \times 10^{-3}$ (velocity-weakening)
	Characteristic weakening distance	$L$	3.5 mm
	Plate rate	$V_{pl}$	$10^{-9}$ m/s
	Reference slip velocity	$V_0$	$10^{-6}$ m/s
	Shear wave speed	$V_s$	$3 \times 10^3$ m/s
Rheological Parameters			
	Reference strain rate	$A$	$3.879 \times 10^{-9} \text{ MPa}^{-n} \text{ s}^{-1}$
	Power-law exponent	$n$	3.0
	Activation energy	$Q$	13.3 kJ/mol
	Activation volume	$\Omega$	$3.16 \times 10^{-6} \text{ m}^3/\text{mol}$
	Density	$\rho$	$3300 \text{ kg/m}^3$
Thermal Parameters			
	Specific heat per unit volume	$\rho c$	2.7 MPa/K
	Thermal diffusivity	$K$	$8 \times 10^{-7} \text{ m}^2/\text{s}$
	Gauge width	$W_f$	25 cm
	Shear zone width	$W_s$	100 m

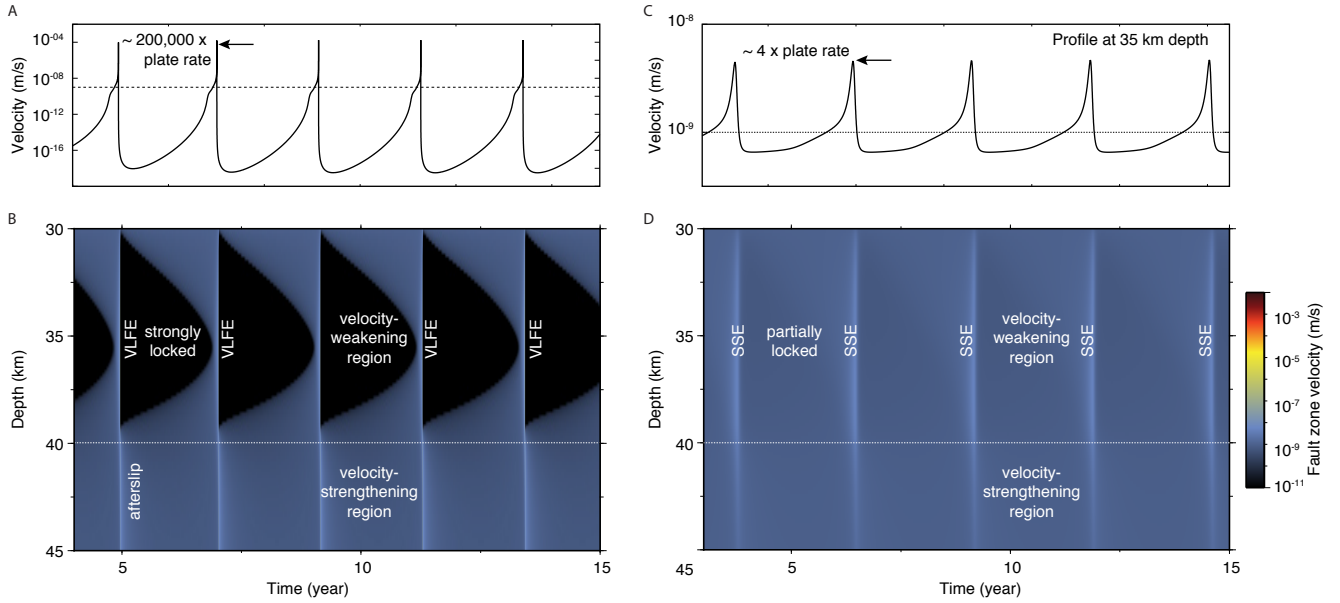
finite differencing. For the time stepping, we employ the four/fifth-order Runge-Kutta method with adaptive time steps<sup>66</sup>. This method allows us to accurately resolve the rapid dynamics of fault slip and the long periods of quiescence during the interseismic period. As the time steps are adapted automatically, this allows us to capture all the instabilities, slow or fast, that emerge spontaneously.

We assume a small effective normal stress of  $\bar{\sigma} = 6.25$  MPa, compatible with the small stress drop of slow-slip events and their sensitivity to small external perturbations<sup>67-71</sup>. The low effective normal stress may be caused by high pore pressures associated with the dehydration of the doing-going slab<sup>43,72,73</sup>, however our model does not include dynamic dehydration. We choose a static friction coefficient of  $\mu_0 = 0.2$  compatible with wet serpentinite<sup>48,74</sup>. For the velocity-weakening segment, we choose a depth range of 30-40 km and  $a - b = -2 \times 10^{-3}$ . We consider 40-50 km depths to be velocity-strengthening with  $a - b = 0.9 \times 10^{-3}$ . A fault gauge width of  $W_f = 5$  mm is used to generate frictional shear heating<sup>61</sup>. We assume a width of 100 m for the extent of the viscous shear zone, compatible with outcrops of serpentinite breccia<sup>48</sup>. Inside the shear zone, the strain is assumed uniform in the fault-perpendicular direction. We model the megathrust dynamics with fault patches (and their surrounding ductile zone) of 150 m down-dip width that is largely sufficient to resolve the critical nucleation size of  $h^* = 8.4$  km. We use a linear temperature profile in the range 300-500°C over the modeled depths as an initial condition. For the thermal diffusion in the fault perpendicular direction, we adopt a non-uniform mesh that extends symmetrically  $\pm 25$  km away from the fault, in which the few samples closest to the fault have sub-meter thickness (25 and 64 cm) on both sides. The model parameters are summarized in Table 1.

We compare the dynamics of fault slip for the brittle and semi-brittle cases. Brittle deformation represents the end-member for a peridotite mantle wedge with a high activation energy, in which viscoelastic flow is negligible. In both models, the frictional properties are identical. We evaluate the resulting dynamics of fault slip for 30 years, representing about 15 events with recurrence times between 2 and 2.5 years (Figs. 3 & 4). In the case of brittle deformation (left panel in Fig. 4), we obtain fast slip events with peak velocities of  $10^{-4}$  m/s, corresponding to  $\sim 200,000$  times the background plate rate. Even though these events are dominantly aseismic, they are impulsive and last about  $\sim 100$  seconds. Using the simulation time steps as a proxy for frequency content, we infer that these events possess energy around 1 Hz. They may be considered the source of very low frequency earthquakes that emanate seismic energy in narrow, low-frequency bands. When the presence of low-activation-energy serpentinite is taken into account (right panel in Figs. 3 & 4), the slip events are more emergent and last of the order of 6 months with a peak velocity of about four times the background plate rate. The computational time steps



**Figure 3.** Comparison of the dynamics of slow slip in brittle (left) and semi-brittle (right) media. The left column (A & B) depicts fast ruptures in the limit of no viscous shear,  $V_d \rightarrow 0$ , corresponding to the end-member case for a peridotite mantle wedge with a high activation energy. The right column (C & D) depicts slow-slip events obtained using a low-activation energy serpentinite rheology. The frictional parameters used for both models are identical. A, C) Time steps (black profile) and cumulative time (red profile) employed in the numerical model, used here as a proxy for the frequency content of the source. B, D) Evolution of the slip velocity as a function of computational time steps. The brittle and semi-brittle models both exhibit dominantly aseismic slip. The brittle model has a higher frequency content similar to very low-frequency earthquakes (VLFE) events. The semi-brittle model shows longer-duration aseismic events, similar to slow-slip events (SSE), separated by a period of partial locking.



**Figure 4.** Comparison of the dynamics of slow slip in brittle (left) and semi-brittle (right) media (same as Fig. 3 but with physical time). A) Slip velocity as a function of time at 35 km depth, at the center of the velocity-weakening region for the brittle model. B) Slip velocity for all fault patches in the depth range 30–45 km for the brittle model. C) Slip velocity at the center of the velocity-weakening region for the semi-brittle model. D) Slip velocity in the semi-brittle model for all patches between 30 and 45 km depth. The brittle model exhibit fast, impulsive slip while the semi-brittle model peak velocity is only about four times the background loading rate and more emergent.

are all higher than  $2 \times 10^4$  s, indicating a frequency content lower than detectable with broadband seismometers ( $\sim 0.1$  mHz), making these events practically aseismic. The stress drops for both models fall within the range of observations on natural faults (Fig. 5), but while the stress drops for the brittle model are on the high range ( $\sim 200$  kPa), the ones for the semi-brittle model ( $\sim 50$  kPa) are more representative of the average of slow-slip event observations across subduction zones.

Following our concern about the role of shear heating, we evaluate the dynamics of temperature and resulting effective viscosities in the fault zones for both models (Fig. 5). The temperature increases more during mechanical instabilities in the brittle model due to the higher slip velocities and the narrower distribution of shear ( $W_f < W_d$ ) in this case. In both cases, the dynamic range is less than a few degrees. In the semi-brittle model, the effective viscosity varies within 0.1% of the average background value  $\eta_{\text{effective}} = 4 \times 10^{17}$  Pa s (Fig. 5c). The effective viscosity is also modulated in the brittle case, but the high-activation-energy fault zone has an effective viscosity many orders of magnitude higher at these temperature and pressure conditions. These results indicate that while shear heating does affect viscosity in the fault zone, the variations are not sufficient to melt the fault or produce significant additional weakening due to thermally activated viscosity during slow-slip events. However, our results do not preclude a more important role of shear heating for other regimes and faster slip velocities<sup>75–80</sup>.

Slow-slip events at subduction zones exhibit complex patterns of rupture propagation highlighted by rapid tremor reversals<sup>23,81–83</sup>. Our two-dimensional numerical models are limited to one direction of slip, but the rupture velocity can be related to the dynamic stress drop and the peak slip velocity<sup>84,85</sup>

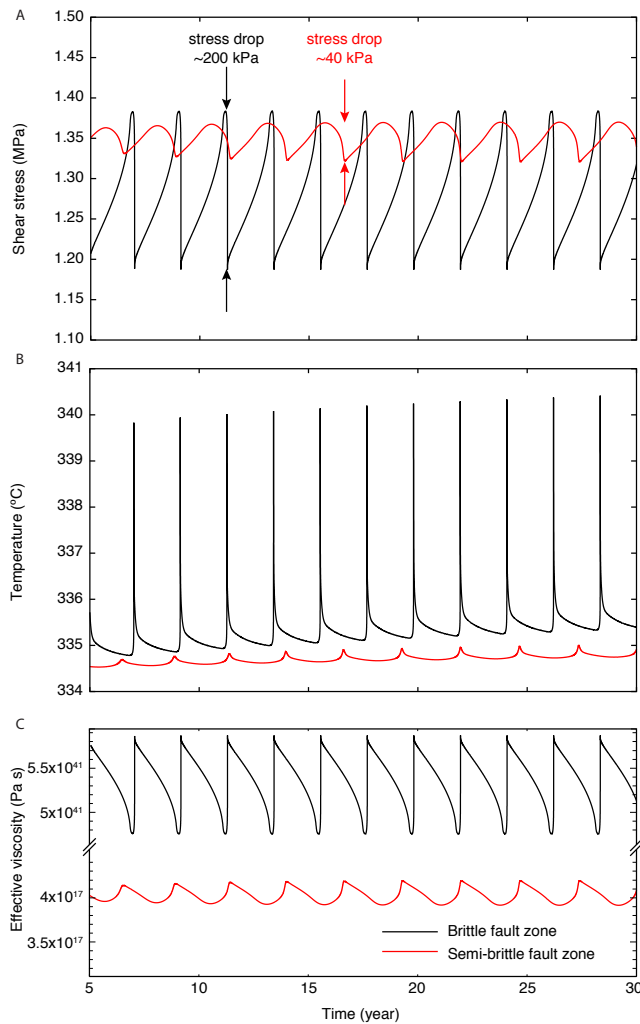
$$V_r \approx V_p \frac{1}{1 - \nu} \frac{G}{\Delta\tau_{\text{dyn}}} . \quad (9)$$

With a peak velocity  $V_p = 2 \times 10^{-9}$  m/s, and a dynamic stress drop of  $\Delta\tau_{\text{dyn}} = 50$  kPa (Figs. 4 & 5), we estimate the rupture velocity  $V_r = 0.3$  km/day, commensurate with, but on the low range of along-strike propagation velocities<sup>13,86,87</sup>. An important shortcoming of our two-dimensional model is that we cannot discuss the difference between the along-strike and the faster up-dip direction tremor propagation velocities<sup>87,88</sup>.

## 5 Discussion

The simulated events in the semi-brittle model reproduce many characteristic features of natural slow-slip events. In particular, we note a recurrence time of about two years, a stress drop of about 50 kPa, a slip rate just a few multiples of plate rate, and





**Figure 5.** Comparison between the source properties of the brittle and semi-brittle models during multiple cycles. A) Evolution of shear stress. Both models exhibit small stress drop, but with  $\sim 40$  kPa, the semi-brittle model is closer to the observed average stress drop of slow-slip events at subduction zones. B) Evolution of fault zone temperature due to shear heating and thermal diffusion. The dynamic range of temperature in the brittle and semi-brittle models is modest, precluding strong thermal weakening. C) Evolution of the effective viscosity of the power-law flow due to the combined effect of temperature and stress variations. The changes of temperature do not create strong reductions of effective viscosity due to the low activation energy of serpentinite and the limited cumulative slip during slow-slip events.

a long duration. While slow-slip events can be obtained in purely brittle models of slip evolution within the rate-and-state framework, our study shows that viscoelastic flow in a narrow shear zone centered about the fault can regularize fast slip, thereby permitting slow slip for a wider range of frictional parameters. If the semi-brittle constitutive behavior is associated with a serpentinized plate interface below the forearc Moho, it may explain the near-universal presence of slow-slip events around subduction zones at these depths.

We note an important difference between our semi-brittle model and others. While those models with a transition from velocity weakening to velocity strengthening at high slip speeds systematically damp fast slip, our semi-brittle model produces slow-slip events only for a given range of frictional and rheological parameters (see Section 3) and may produce fast elastodynamic ruptures under other conditions. In particular, ruptures that propagated in the seismogenic zone may continue to propagate in the semi-brittle region.

These results highlight the importance of the rheological behavior for fault dynamics and seismic hazards. While serpentinite is thought to inhibit the nucleation of seismic rupture<sup>43</sup>, it may be responsible for the dynamic stabilization of fault slip in the mantle wedge corner, as also inferred from laboratory studies<sup>41</sup>. While slow-slip events are thought to arrest ruptures<sup>89</sup>, we note that antigorite shear zones may still play an important role in controlling the propagation of earthquake ruptures by the formation of partially amorphized material due to a combination of flash weakening and thermal pressurization<sup>90</sup>. The degree of metamorphism of serpentinite within the mantle wedge corner may also be responsible for the rheological separation of slow-slip events and episodic tremor and slip<sup>3,91</sup>, perhaps corresponding to various degrees of dominance of the ductile behavior.

## Acknowledgments

This work comprises Earth Observatory of Singapore contribution no. 173. This research is supported by the National Research Foundation of Singapore under the NRF Fellowship scheme (National Research Fellow Awards No. NRF-NRFF2013-04) and by the Earth Observatory of Singapore, the National Research Foundation, and the Singapore Ministry of Education under the Research Centres of Excellence initiative. A. Goswami acknowledges the financial support received from the Caltech Summer Undergraduate Research Fellowship (SURF) program. A. Goswami is the 2017 Kiyo and Eiko Tomiyasu SURF Scholar, and received funding jointly from the California Institute of Technology and Nanyang Technological University.

## Author Contributions Statement

A.G. conducted the stability analysis and the numerical modeling. S.B. designed the study and prepared the figures. All authors wrote and reviewed the manuscript text.

## Additional Information

### Competing financial interests

The authors declare no competing financial interests.

## References

1. Wessel, P. & Smith, W. H. New version of the generic mapping tools. *Eos, Transactions Am. Geophys. Union* **76**, 329–329 (1995).
2. Peng, Z. & Gomberg, J. An integrated perspective of the continuum between earthquakes and slow-slip phenomena. *Nat. Geosci.* **3**, 599–607 (2010).
3. Obara, K. & Kato, A. Connecting slow earthquakes to huge earthquakes. *Sci.* **353**, 253–257 (2016).
4. Schwartz, S. Y. & Rokosky, J. M. Slow slip events and seismic tremor at circum-pacific subduction zones. *Rev. Geophys.* **45** (2007).
5. Wallace, L. M. & Beavan, J. A large slow slip event on the central Hikurangi subduction interface beneath the Manawatu region, North Island, New Zealand. *Geophys. Res. Lett.* **33** (2006).
6. Wallace, L. M. *et al.* Slow slip near the trench at the hikurangi subduction zone, new zealand. *Sci.* **352**, 701–704 (2016).
7. Wallace, L. M. *et al.* Large-scale dynamic triggering of shallow slow slip enhanced by overlying sedimentary wedge. *Nat. Geosci.* (2017).
8. Jiang, Y. *et al.* Slow slip events in costa rica detected by continuous gps observations, 2002–2011. *Geochem. Geophys. Geosystems* **13** (2012).

9. Dixon, T. H. *et al.* Earthquake and tsunami forecasts: Relation of slow slip events to subsequent earthquake rupture. *Proc. Nat. Ac. Sc.* **111**, 17039–17044 (2014).
10. Rogers, G. & Dragert, H. Episodic tremor and slip on the cascadia subduction zone: The chatter of silent slip. *Sci.* **300**, 1942–1943 (2003). DOI 10.1126/science.1084783.
11. Obara, K., Hirose, H., Yamamizu, F. & Kasahara, K. Episodic slow slip events accompanied by non-volcanic tremors in southwest japan subduction zone. *Geophys. Res. Lett.* **31** (2004).
12. Shelly, D. R., Beroza, G. C., Ide, S. & Nakamura, S. Low-frequency earthquakes in shikoku, japan, and their relationship to episodic tremor and slip. *Nat.* **442**, 188–191 (2006).
13. Ito, Y., Obara, K., Shiomi, K., Sekine, S. & Hirose, H. Slow earthquakes coincident with episodic tremors and slow slip events. *Sci.* **315**, 503–506 (2007).
14. Radiguet, M. *et al.* Slow slip events and strain accumulation in the guerrero gap, mexico. *J. Geophys. Res.* **117** (2012).
15. Yarai, H. & Ozawa, S. Quasi-periodic slow slip events in the afterslip area of the 1996 hyuga-nada earthquakes, japan. *J. Geophys. Res.* **118**, 2512–2527 (2013).
16. Dieterich, J. H. Time-dependent friction and the mechanics of stick-slip. *Pure Appl. Geophys.* **116**, 790–806 (1978).
17. Ruina, A. Slip instability and state variable friction laws. *J. Geophys. Res.* **88**, 10,359–10,370 (1983).
18. Liu, Y. & Rice, J. R. Aseismic slip transients emerge spontaneously in three-dimensional rate and state modeling of subduction earthquake sequences. *J. Geophys. Res.* **110** (2005). DOI 10.1029/2004JB003424.
19. Rubin, A. M. Episodic slow slip events and rate-and-state friction. *J. Geophys. Res.* **113** (2008). DOI 10.1029/2008JB005642.
20. Liu, Y. & Rice, J. R. Slow slip predictions based on granite and gabbro friction data compared to gps measurements in northern cascadia. *J. Geophys. Res.* **114** (2009).
21. Li, D. & Liu, Y. Spatiotemporal evolution of slow slip events in a nonplanar fault model for northern cascadia subduction zone. *J. Geophys. Res.* **121**, 6828–6845 (2016).
22. Veedu, D. M. & Barbot, S. The Parkfield tremors reveal slow and fast ruptures on the same asperity. *Nat.* **532**, 361–365 (2016).
23. Bartlow, N. M., Miyazaki, S., Bradley, A. M. & Segall, P. Space-time correlation of slip and tremor during the 2009 cascadia slow slip event. *Geophys. Res. Lett.* **38** (2011).
24. Kato, A. & Nakagawa, S. Multiple slow-slip events during a foreshock sequence of the 2014 iquique, chile mw 8.1 earthquake. *Geophys. Res. Lett.* **41**, 5420–5427 (2014).
25. Tsang, L. L. *et al.* A 15 year slow-slip event on the sunda megathrust offshore sumatra. *Geophys. Res. Lett.* **42**, 6630–6638 (2015).
26. Fu, Y., Liu, Z. & Freymueller, J. T. Spatiotemporal variations of the slow slip event between 2008 and 2013 in the southcentral alaska subduction zone. *Geochem. Geophys. Geosystems* **16**, 2450–2461 (2015).
27. Li, S., Freymueller, J. & McCaffrey, R. Slow slip events and time-dependent variations in locking beneath lower cook inlet of the alaska-aleutian subduction zone. *J. Geophys. Res.* **121**, 1060–1079 (2016).
28. Carlos Villegas-Lanza, J. *et al.* A mixed seismic–aseismic stress release episode in the andean subduction zone. *Nat. Geosci.* **9**, 150–154 (2016).
29. Rubin, A. M. Designer friction laws for bimodal slow slip propagation speeds. *Geochem. Geophys. Geosystems* **12** (2011). DOI 10.1029/2010GC003386.
30. Hawthorne, J. & Rubin, A. Laterally propagating slow slip events in a rate and state friction model with a velocity-weakening to velocity-strengthening transition. *J. Geophys. Res.* **118**, 3785–3808 (2013).
31. Shibasaki, B. & Shimamoto, T. Modelling of short-interval silent slip events in deeper subduction interfaces considering the frictional properties at the unstable-stable transition regime. *Geophys. J. Int.* **171**, 191–205 (2007).
32. Matsuzawa, T., Hirose, H., Shibasaki, B. & Obara, K. Modeling short- and long-term slow slip events in the seismic cycles of large subduction earthquakes. *J. Geophys. Res.* **115** (2010). DOI 10.1029/2010JB007566.
33. Segall, P., Rubin, A. M., Bradley, A. M. & Rice, J. R. Dilatant strengthening as a mechanism for slow slip events. *J. Geophys. Res.* **115** (2010).

34. Liu, Y. & Rubin, A. M. Role of fault gouge dilatancy on aseismic deformation transients. *J. Geophys. Res.* **115** (2010).
35. Niemeijer, A. & Spiers, C. A microphysical model for strong velocity weakening in phyllosilicate-bearing fault gouges. *J. Geophys. Res.* **112** (2007).
36. Hartog, S. A. & Spiers, C. J. A microphysical model for fault gouge friction applied to subduction megathrusts. *J. Geophys. Res.* **119**, 1510–1529 (2014).
37. Chen, J. & Spiers, C. J. Rate and state frictional and healing behavior of carbonate fault gouge explained using microphysical model. *J. Geophys. Res.* **121**, 8642–8665 (2016).
38. Hilairet, N. *et al.* High-pressure creep of serpentine, interseismic deformation, and initiation of subduction. *Sci.* **318**, 1910–1913 (2007).
39. Hilairet, N. & Reynard, B. Stability and dynamics of serpentinite layer in subduction zone. *Tectonophysics.* **465**, 24–29 (2009).
40. Hirth, G. & Guillot, S. Rheology and tectonic significance of serpentinite. *Elem.* **9**, 107–113 (2013).
41. Okazaki, K. & Katayama, I. Slow stick slip of antigorite serpentinite under hydrothermal conditions as a possible mechanism for slow earthquakes. *Geophys. Res. Lett.* **42**, 1099–1104 (2015).
42. Katayama, I., Iwata, M., Okazaki, K. & Hirauchi, K.-i. Slow earthquakes associated with fault healing on a serpentinitized plate interface. *Sci. reports* **3** (2013).
43. Hirauchi, K.-i., Katayama, I., Uehara, S., Miyahara, M. & Takai, Y. Inhibition of subduction thrust earthquakes by low-temperature plastic flow in serpentine. *Earth Planet. Sci. Lett.* **295**, 349–357 (2010).
44. Proctor, B. & Hirth, G. "ductile to brittle" transition in thermally stable antigorite gouge at mantle pressures. *J. Geophys. Res.* **121**, 1652–1663 (2016).
45. Fagereng, Å. & Sibson, R. H. Melange rheology and seismic style. *Geol.* **38**, 751–754 (2010).
46. Collettini, C., Niemeijer, A., Viti, C., Smith, S. A. & Marone, C. Fault structure, frictional properties and mixed-mode fault slip behavior. *Earth Planet. Sci. Lett.* **311**, 316–327 (2011).
47. Fagereng, Å., Hillary, G. W. & Diener, J. F. Brittle-viscous deformation, slow slip, and tremor. *Geophys. Res. Lett.* **41**, 4159–4167 (2014).
48. Sone, H., Shimamoto, T. & Moore, D. E. Frictional properties of saponite-rich gouge from a serpentinite-bearing fault zone along the gokasho-arashima tectonic line, central japan. *J. Struct. Geol.* **38**, 172–182 (2012).
49. Tse, S. T. & Rice, J. R. Crustal earthquake instability in relation to the depth variation of frictional slip properties. *J. Geophys. Res.* **91**, 9452–9472 (1986).
50. Kaneko, Y., Avouac, J.-P. & Lapusta, N. Towards inferring earthquake patterns from geodetic observations of interseismic coupling. *Nat. Geosci.* **3**, 363–369 (2010).
51. Barbot, S., Lapusta, N. & Avouac, J. P. Under the hood of the earthquake machine: Towards predictive modeling of the seismic cycle. *Sci.* **336**, 707–710 (2012).
52. Lapusta, N. & Barbot, S. Models of earthquakes and aseismic slip based on laboratory-derived rate and state friction laws. In Bizzarri, A. & Bhat, H. S. (eds.) *The mechanics of Faulting: From Laboratory to Real Earthquakes*, 153–207 (Research Signpost, Trivandrum, Kerala, India, 2012).
53. Wei, M., Kaneko, Y., Liu, Y. & McGuire, J. J. Episodic fault creep events in california controlled by shallow frictional heterogeneity. *Nat. geoscience* **6**, 566–570 (2013).
54. Kaneko, Y., Nielsen, S. B. & Carpenter, B. M. The onset of laboratory earthquakes explained by nucleating rupture on a rate-and-state fault. *J. Geophys. Res.* **121**, 6071–6091 (2016).
55. Karato, S.-I. & Jung, H. Effects of pressure on high-temperature dislocation creep in olivine. *Philos. Mag.* **83**, 401–414 (2003).
56. Hirth, G. & Kohlstedt, D. L. Rheology of the upper mantle and the mantle wedge: a view from the experimentalists. In Eiler, J. (ed.) *Inside the Subduction Factory*, vol. 138 of *Geophys. Monogr.*, 83–105 (Am. Geophys. Soc., Washington, D. C., 2003).
57. Scholz, C. H. Earthquakes and friction laws. *Nat.* **391**, 37–42 (1998).
58. Leeman, J., Saffer, D., Scuderi, M. & Marone, C. Laboratory observations of slow earthquakes and the spectrum of tectonic fault slip modes. *Nat. communications* **7** (2016).

59. Kelemen, P. B. & Hirth, G. A periodic shear-heating mechanism for intermediate-depth earthquakes in the mantle. *Nat.* **446**, 787–790 (2007).
60. Mase, C. W. & Smith, L. Effects of frictional heating on the thermal, hydrologic, and mechanical response of a fault. *J. Geophys. Res.* **92**, 6249–6272 (1980).
61. Noda, H. & Lapusta, N. Three-dimensional earthquake sequence simulations with evolving temperature and pore pressure due to shear heating: Effect of heterogeneous hydraulic diffusivity. *J. Geophys. Res.* **115**, 24 PP. (2010).
62. Rice, J. R. Heating and weakening of faults during earthquake slip. *J. Geophys. Res.* **111**, B05311 (2006).
63. Liu, Y. & Rice, J. R. Spontaneous and triggered aseismic deformation transients in a subduction fault model. *J. Geophys. Res.* **112** (2007). DOI 10.1029/2007JB004930.
64. Lambert, V. & Barbot, S. Contribution of viscoelastic flow in earthquake cycles within the lithosphere-asthenosphere system. *Geophys. Res. Lett.* **43**, 142–154 (2016).
65. Rice, J. R., Lapusta, N. & Ranjith, K. Rate and state dependent friction and the stability of sliding between elastically deformable solids. *J. Mech. Phys. Solids* **49**, 1865–1898 (2001).
66. Press, W. H., Teukolsky, S. A., Vetterling, W. T. & Flannery, B. P. *Numerical Recipes in C: The Art of Scientific Computing* (2nd ed., 994 pp., Cambridge Univ. Press, New York, 1992).
67. Peng, Z. *et al.* Strong tremor near Parkfield, CA, excited by the 2002 Denali Fault earthquake. *Geophys. Res. Lett.* **35**, 5 PP. (2008).
68. Peng, Z., Vidale, J. E., Wech, A. G., Nadeau, R. M. & Creager, K. C. Remote triggering of tremor along the san andreas fault in central california. *J. Geophys. Res.* **114** (2009).
69. Thomas, A. M., Nadeau, R. M. & Bürgmann, R. Tremor-tide correlations and near-lithostatic pore pressure on the deep san andreas fault. *Nat.* **462**, 1048–1051 (2009).
70. Beroza, G. C. & Ide, S. Slow Earthquakes and Nonvolcanic Tremor. *Annu. Rev. Earth Planet. Sci.* **39**, 271–96 (2011).
71. Zigone, D. *et al.* Triggering of tremors and slow slip event in guerrero, mexico, by the 2010 mw 8.8 maule, chile, earthquake. *J. Geophys. Res.* **117** (2012).
72. Kato, A. *et al.* Variations of fluid pressure within the subducting oceanic crust and slow earthquakes. *Geophys. Res. Lett.* **37** (2010).
73. Brantut, N., Sulem, J. & Schubnel, A. Effect of dehydration reactions on earthquake nucleation: Stable sliding, slow transients, and unstable slip. *J. Geophys. Res.* **116** (2011).
74. Morrow, C., Moore, D. E. & Lockner, D. The effect of mineral bond strength and adsorbed water on fault gouge frictional strength. *Geophys. Res. Lett.* **27**, 815–818 (2000).
75. Han, R., Shimamoto, T., Hirose, T., Ree, J.-H. & Ando, J. Ultralow friction of carbonate faults caused by thermal decomposition. *Sci.* **316** (2007). DOI 10.1126/science.1139763.
76. Noda, H. Frictional constitutive law at intermediate slip rates accounting for flash heating and thermally activated slip process. *J. Geophys. Res.* **113**, 12 (2008).
77. Noda, H., Dunham, E. M. & Rice, J. R. Earthquake ruptures with thermal weakening and the operation of major faults at low overall stress levels. *J. Geophys. Res.* **114**, 27 (2009).
78. Ferri, F., Toro, G. D., Hirose, T. & Shimamoto, T. Evidence of thermal pressurization in high-velocity friction experiments on smectite-rich gouges. *Terra Nova* **22**, 347–353 (2010).
79. Schmitt, S. V., Segall, P. & Matsuzawa, T. Shear heating-induced thermal pressurization during earthquake nucleation. *J. Geophys. Res.* **116** (2011). DOI 10.1029/2010JB008035.
80. Garagash, D. I. Seismic and aseismic slip pulses driven by thermal pressurization of pore fluid. *J. Geophys. Res.* **117** (2012). DOI 10.1029/2011JB008889.
81. Houston, H., Delbridge, B. G., Wech, A. G. & Creager, K. C. Rapid tremor reversals in cascadia generated by a weakened plate interface. *Nat. Geosci.* **4**, 404–409 (2011).
82. Ide, S. Variety and spatial heterogeneity of tectonic tremor worldwide. *J. Geophys. Res.* **117** (2012).
83. Hawthorne, J. C., Bostock, M. G., Royer, A. A. & Thomas, A. M. Variations in slow slip moment rate associated with rapid tremor reversals in cascadia. *Geochem. Geophys. Geosystems* **17**, 4899–4919 (2016).

84. Brune, J. N. Tectonic stress and the spectra of seismic shear waves from earthquakes. *J. Geophys. Res.* **75**, 4997–5009 (1970).
85. Johnson, T. & Scholz, C. Dynamic properties of stick-slip friction of rock. *J. Geophys. Res.* **81**, 881–888 (1976).
86. Ghosh, A. *et al.* Tremor bands sweep cascadia. *Geophys. Res. Lett.* **37** (2010).
87. Plourde, A. P., Bostock, M. G., Audet, P. & Thomas, A. M. Low-frequency earthquakes at the southern cascadia margin. *Geophys. Res. Lett.* **42**, 4849–4855 (2015).
88. Shelly, D. R., Beroza, G. C. & Ide, S. Complex evolution of transient slip derived from precise tremor locations in western shikoku, japan. *Geochem. Geophys. Geosystems* **8** (2007).
89. Wallace, L. M., Bartlow, N., Hamling, I. & Fry, B. Quake clamps down on slow slip. *Geophys. Res. Lett.* **41**, 8840–8846 (2014).
90. Brantut, N., Passelègue, F. X., Deldicque, D., Rouzaud, J.-N. & Schubnel, A. Dynamic weakening and amorphization in serpentinite during laboratory earthquakes. *Geol.* **44**, 607–610 (2016).
91. Gao, X. & Wang, K. Rheological separation of the megathrust seismogenic zone and episodic tremor and slip. *Nat.* **543**, 416–419 (2017).
92. Segall, P. *Earthquake and volcano deformation* (Princeton University Press, Princeton, NJ, 2010).

## Data Availability

The datasets generated during and/or analysed during the current study are available from the corresponding author on reasonable request.