

---

**This manuscript has been submitted for publication in Nature Communications. Please note that this is a preprint which has undergone one round of peer review but has not yet been formally accepted for publication. Subsequent versions may have slightly different content. If accepted, the final version of this manuscript will be available via the ‘Peer-reviewed Publication DOI’ link on the right-hand side of this webpage. Please feel free to contact any of the authors; we welcome the feedback.**

---

1 **Fault rock heterogeneity can produce fault weakness and reduce fault stability**

2

3 John D. Bedford<sup>1\*</sup>, Daniel R. Faulkner<sup>1</sup> & Nadia Lapusta<sup>2,3</sup>

4 <sup>1</sup>*Rock Deformation Laboratory, Department of Earth, Ocean and Ecological Sciences, University of*  
5 *Liverpool*

6 <sup>2</sup>*Department of Mechanical and Civil Engineering, Division of Engineering and Applied Science,*  
7 *California Institute of Technology*

8 <sup>3</sup>*Seismological Laboratory, Division of Geological and Planetary Sciences, California Institute of*  
9 *Technology*

10 \*Corresponding author: [jbedford@liverpool.ac.uk](mailto:jbedford@liverpool.ac.uk)

11

12 **Abstract**

13 Geological heterogeneity is abundant in crustal fault zones; however, its role in controlling the  
14 mechanical behaviour of faults is poorly constrained. Here, we present laboratory friction experiments  
15 on laterally heterogeneous faults, with patches of strong, rate-weakening quartz gouge and weak, rate-  
16 strengthening clay gouge. The experiments show that the heterogeneity leads to a significant reduction  
17 in strength and frictional stability in comparison to compositionally identical faults with homogeneously  
18 mixed gouges. We identify a combination of weakening effects, including smearing of the weak clay;  
19 differential compaction of the two gouges redistributing normal stress; and shear localization producing  
20 stress concentrations in the strong quartz patches. The results demonstrate that geological heterogeneity  
21 and its evolution can have pronounced effects on fault strength and stability and, by extension, on the  
22 occurrence of slow-slip transients versus earthquake ruptures and the characteristics of the resulting  
23 events, and should be further studied in lab experiments and earthquake source modelling.

24

25

## 1 **Introduction**

2 Many large crustal faults have been shown to be frictionally weak<sup>1-6</sup> when compared to  
3 laboratory measurements of quasi-static fault friction. The coefficient of friction  $\mu = \tau/\overline{\sigma}_n$ , where  $\tau$  is  
4 the shear stress during slip and  $\overline{\sigma}_n$  is the effective normal stress, of most geological materials is typically  
5 measured in the laboratory to be between 0.6-0.85 at slow slip speeds, independent of rock type<sup>7</sup>, with  
6 the exception of a few weak minerals, predominantly phyllosilicates<sup>7,8</sup>. Possible explanations for weak  
7 faults in nature, where the apparent  $\mu$  at which faults operate is often less than 0.5, include localization  
8 of weak minerals along structural foliations<sup>9-13</sup>, dynamic weakening during seismic slip<sup>14</sup>, and elevated  
9 pore fluid pressure interpreted as lower friction coefficients<sup>15,16</sup>. As well as being apparently weak,  
10 many crustal faults also exhibit a spectrum of slip behaviour, with earthquake slip and aseismic creep  
11 often occurring on the same fault<sup>17,18</sup> and slow slip phenomena being prevalent at all crustal depths<sup>19</sup>.  
12 While the apparent weakness of faults and spectrum of slip behaviour can be attributed to the effects of  
13 spatially varying and temporally evolving confinement, temperature, and pore fluid pressure, it is clear  
14 that heterogeneity in fault-zone rocks (Fig. 1a) can also play an important<sup>20,21</sup>, if not dominant, role.

15 Geological investigations have shown that heterogeneity in fault-zone rocks occurs over many  
16 different scales, from submillimetre-scale structural foliations<sup>9,10</sup>, centimetre- to meter-scale blocks  
17 within a shear zone mélangé<sup>22</sup>, hundreds-of-meters scale where lenses of damaged protolith can be  
18 entrapped within the core of wide (km-scale) fault zones<sup>23,24</sup> (e.g. Fig. 1a), to tens-of-kilometers scale  
19 variations in rock types<sup>10,25</sup>. The role of large-scale fault rock heterogeneity has been highlighted in a  
20 number of studies; for example, it has been suggested that heterogeneities such as seamounts can act as  
21 earthquake nucleation sites and control the seismogenic behaviour of subduction-zone megathrust  
22 faults<sup>26,27</sup>. However, the importance of small-scale fault rock heterogeneity in controlling fault slip  
23 behaviour, average fault strength, and fault stability is still uncertain.

24 Here, the effect of fault rock heterogeneity on fault strength and slip behaviour is investigated  
25 by a series of laboratory friction experiments on simulated laterally heterogeneous faults. The faults  
26 consist of different sized patches of strong, rate-weakening quartz, and weak, rate-strengthening clay  
27 fault gouges. Until now, the majority of experimental investigations have been performed using

1 mixtures of different fault gouge materials with varying frictional properties, where the materials are  
2 homogeneously mixed together<sup>28-31</sup>; intact wafers of natural gouge have also been used<sup>9,10</sup>. In this work,  
3 experiments are performed on both homogeneously mixed and spatially heterogeneous gouge layers  
4 consisting of quartz, frictionally strong and rate-weakening, and kaolinite clay powder, frictionally  
5 weak and rate-strengthening. The fault gouge layers (50 mm long, 20 mm wide, with a thickness of ~1  
6 mm at the onset of shear, after initial pressurization) are sheared in a direct shear arrangement (Fig. 1b,  
7 see also Supplementary Fig. 1) within a triaxial deformation apparatus (see Methods). The  
8 heterogeneous gouge layers are constructed by placing different sized patches of fine-grained quartz  
9 and clay powder (both <5  $\mu\text{m}$  grain size) adjacent to each other in a symmetrical pattern, with a central  
10 quartz patch being bound by two clay patches (Fig. 1b). This symmetrical arrangement ensures that no  
11 misalignment between the direct shear forcing blocks would occur as a result of any differential  
12 compaction between the different materials; furthermore, the amount of gouge material used (measured  
13 by weight prior to the experiment) was calculated so that the thickness of the quartz and clay gouges  
14 were the same after initial pressurization and a small amount of shear (Supplementary Fig. 2). The  
15 normal stress is applied by the confining pressure ( $P_c$ ) in the triaxial apparatus, held constant at 60 MPa  
16 for all tests in this study, and the pore fluid pressure ( $P_f$ ) within the gouge is servo-controlled at a  
17 constant value of 20 MPa, resulting in the effective normal stress  $\bar{\sigma}_n = 40$  MPa ( $\bar{\sigma}_n = P_c - P_f$ ). The  
18 gouge layers are sheared up to a maximum displacement of 8.5 mm (shear strain  $\approx 10$ , given the final  
19 layer thickness of ~0.85 mm). Monitoring the evolution of shear stress while applying velocity steps  
20 from 0.3 to 3  $\mu\text{m}\cdot\text{s}^{-1}$  and back allows the experiments to quantify the rate-and-state friction parameters  
21 that determine the stability of fault slip<sup>32</sup>. These sliding velocities are sufficiently slow, given the gouge  
22 permeability, to ensure that pore pressure transients do not build up within the gouge layer during  
23 shearing<sup>33</sup>. The sizes of the strong yet unstable quartz and weak but stable clay patches are varied to  
24 investigate the role of different scales of heterogeneity on the magnitude and stability of fault friction.

## 25 **Results**

26 The experimental results indicate pronounced differences between the behaviour of laterally  
27 heterogeneous faults compared to the laterally homogeneous faults with mixed gouge (Figure 1). All

1 experiments are characterized by an initially rapid increase in shear stress during the loading phase,  
2 before the samples clearly yield - i.e., shear inelastically - after approximately 1 mm of displacement.  
3 After that, the friction coefficient  $\mu$  of the homogeneously mixed gouge layers remains relatively  
4 constant (Fig. 1d), with rate-and-state effects consistent with results from previous experimental  
5 studies<sup>29-31</sup>. In contrast, the heterogeneous gouge layers all show ubiquitous weakening (Fig. 1c), with  
6  $\mu$  evolving towards the value of the weaker clay phase. To ensure that the observed weakening was not  
7 caused by the arrangement of the different gouge patches in the experiments, tests were performed  
8 where the symmetry of the heterogeneous layers was reversed (i.e., a central clay patch bound by two  
9 quartz patches). These tests also exhibit similar weakening (Supplementary Fig. 3) suggesting that it is  
10 the heterogeneity itself, not the arrangement of the different materials, that causes the weakening. Stable  
11 sliding is observed for all homogeneously mixed faults and the majority of heterogeneous faults.  
12 However, when the quartz patch in the heterogeneous layers comprises  $\geq 80\%$  of the total sliding area,  
13 unstable stick-slip sliding emerges, typically triggered by up-steps in the sliding velocity (Fig. 1c).

14         The observed weakening of the heterogeneous faults is greater than can be explained by the  
15 observed smearing of the clay patches. Microstructural analysis of a heterogeneous layer recovered at  
16 the end of an experiment (Fig. 2a) shows smearing of clay into localized boundary Y-shears that  
17 propagate into the quartz patch. With progressive smearing and localization of the clay phase (Fig. 2b),  
18 the strength of the layer overall is expected to decrease as a greater proportion of the slipping surface  
19 can be located within the weak clay phase<sup>34</sup>. As the frictional strength of the endmember gouge  
20 compositions is known (i.e. 100% quartz and 100% clay in Fig. 1c), the predicted weakening due to  
21 smearing can be calculated (Fig. 2c) by assuming that the overall strength is determined by the strength  
22 of the two gouges acting in series, based on their relative proportions (the arithmetic mean of  $\mu$ , based  
23 on the proportions of clay and quartz within the layer). The predicted weakening, associated with the  
24 relative increase of the clay patches is considerably less than the observed weakening in the experiments  
25 (Fig. 2c), suggesting that clay smearing alone is not responsible for the progressive weakening of  
26 heterogeneous faults.

1           An additional cause of the weakening could be differential compaction between the different  
2 gouge materials resulting in a redistribution of normal stress (see Supplementary Information for full  
3 discussion of this effect). The volumetric strain data from the endmember quartz and clay gouge  
4 experiments show that the quartz gouge experiences a greater layer thickness reduction of about 20  $\mu\text{m}$   
5 than the clay gouge during slip (Supplementary Fig. 2). In the heterogeneous layer experiments this  
6 would result in an increase of normal stress on the weaker clay patches leading to a progressive  
7 reduction in shear resistance, as observed in our experiments. The magnitude of this effect is dependent  
8 on the bulk ( $K$ ) and shear ( $G$ ) moduli<sup>35</sup>, which are poorly constrained for the gouge materials in this  
9 study. Using plausible values for the moduli (Supplementary Information) indicates that this differential  
10 compaction effect could potentially explain a large component of the weakening we observe in our  
11 experiments (Fig. 2d).

12           The velocity steps from Figure 1c-d are used to calculate the evolution in the rate-and-state  
13 friction<sup>36-38</sup> parameter ( $a - b$ ), which determines the frictional stability of the fault<sup>39-41</sup>. When ( $a - b$ ) >  
14 0, the sliding behaviour is rate-strengthening, suppressing instabilities and promoting stable sliding,  
15 whereas when ( $a - b$ ) < 0, the sliding behaviour is rate-weakening which promotes unstable slip  
16 behaviour and the occurrence of stick-slips in the laboratory. The values of ( $a - b$ ) are consistently  
17 lower (i.e., less rate-strengthening) in the heterogeneous faults throughout the experiment (Figure 3a-  
18 c). This finding indicates that the heterogeneous faults are closer to the potentially unstable, rate-  
19 weakening regime than their homogeneous counterparts.

20           For the homogeneous faults with the pure quartz gouge and the heterogeneous faults where the  
21 quartz patch comprises  $\geq 80\%$  of the total sliding area, only the first velocity step can be used to  
22 determine the rate dependence due to the occurrence of stick-slip instabilities triggered by subsequent  
23 velocity steps. However, this initial velocity step at 1.5 mm displacement does show negative values of  
24 ( $a - b$ ) associated with rate-weakening behaviour (Fig. 3a), which is consistent with the occurrence of  
25 stick-slip instabilities later in the experiment. All of the calculated rate-and state friction data are  
26 presented in Supplementary Table 1.

27

## 1 **Discussion**

2           Our experiments show that laterally heterogeneous fault gouge layers weaken significantly in  
3 comparison to homogeneous layers, pointing to heterogeneity-induced weakening effects. We  
4 hypothesize that the weakening occurs due to a combination of mechanisms, all of which can affect  
5 natural faults. The mechanical smearing of the weak phase with slip can reduce the overall shear  
6 resistance as shear is likely to localize within the weak phase<sup>34</sup>, although this mechanism by itself can  
7 explain only part of the observed weakening (Fig. 2c, see also Supplementary Fig. 4). Another  
8 contributing mechanism can be differential compaction of the weak and strong phases during shear  
9 (Supplementary Fig. 2) which would result in a redistribution of normal stress along the shearing layer,  
10 with the weaker phase supporting higher normal stresses (see Supplementary Information for further  
11 discussion of this effect). The differential compaction can produce significant weakening effects (Fig.  
12 2d) but it is poorly constrained, with the conclusions based on end-member tests of pure quartz and clay  
13 samples under constant normal stress, highlighting the need to better capture and characterize the  
14 compaction/dilation effects in gouge experiments. Finally, additional weakening can be due to shear  
15 occurring in the weaker clay gouge that produces stress concentrations along localized Y-shear bands  
16 that propagate through the stronger quartz patches leading to enhanced weakening. Similar shear stress  
17 concentrations have also been suggested to promote slip events in strong, rate-weakening gouge patches  
18 in recent low normal stress experiments on decimeter-scale heterogeneous faults<sup>42</sup>. Due to difficulty  
19 keeping the gouge layer intact during recovery at the end of our experiments, we were unable to acquire  
20 detailed microstructural images of the tips of the propagating shear bands to look for evidence of  
21 shear/damage zones in the quartz patch. We do, however, observe R<sub>1</sub> Riedel shears in the quartz patch  
22 (Fig. 2a) which may help facilitate weakening by connecting the smeared clay on opposite sides of the  
23 layer.

24           Competency contrasts between strong and weak materials in shear zone mélanges have been  
25 suggested previously to be important in controlling the average fault strength and rheology<sup>43</sup>, with only  
26 a small amount of well-connected weak material needed to reduce fault strength when structural  
27 foliations are well developed<sup>9</sup>. In our experiments, if the gouge layers could be taken to greater shear

1 displacements, the clay smearing we observe along the edges of the quartz patch (Fig. 2a) would  
2 ultimately form a through-going layer of interconnected weak material after a few centimetres of slip.  
3 Previous work has shown that such through-going layers can lead to a reduction in the frictional strength  
4 at slow slip velocities<sup>11</sup> and also increase the efficiency of dynamic weakening at seismic slip velocities  
5 (1 m/s)<sup>44</sup>. Although weak phase smearing would, to some extent, homogenize the fault in the overall  
6 direction of shear, heterogeneity would likely always be prevalent in natural faults, particularly  
7 perpendicular to the slip direction and also at scales larger than investigated in this study, as observed  
8 in natural fault zones<sup>25,45</sup>. Our results show that the average frictional strength of laterally heterogeneous  
9 faults is not just an average of the respective friction properties (Fig. 2c), and that competency contrasts  
10 can substantially reduce the fault strength, even when structural foliations are in their infancy and  
11 unconnected (Fig. 2a). They also highlight the need to investigate further how different types of fault  
12 heterogeneity, including fault-parallel and fault-normal heterogeneity, and its evolution, affect the  
13 frictional behaviour of faults.

14         Contrasting material properties within fault zones have also been suggested to give rise to  
15 mixed fault slip behaviour<sup>46</sup> and exert an important control on earthquake rupture dynamics<sup>47,48</sup>.  
16 Heterogeneities are also thought to strongly influence the sliding behaviour of other types of frictional  
17 interface, such as at the base of glaciers<sup>49</sup>. Our experiments show that heterogeneity produces an overall  
18 reduction in stability when compared to homogeneous faults (Fig. 3). It should be noted that a sufficient  
19 amount of rate-weakening material is still required to promote unstable slip. In our experiments, when  
20 the proportion of the rate-weakening material is  $\leq 70\%$ , the heterogeneous faults are stable overall, with  
21 positive ( $a - b$ ) values, although the values are closer to zero (and hence rate-neutral behaviour) than  
22 those of their homogeneous counterparts (Fig. 3); however the behaviour remains rate-strengthening,  
23 instabilities do not initiate and aseismic slip prevails. Only when the strong rate-weakening patch  
24 comprises  $\geq 80\%$  of the layer do stick-slip instabilities occur (Fig. 1c). As shown previously in  
25 experimental studies on rate-weakening quartz gouges, microstructural evolution and deformation  
26 localization into discrete shear bands is a prerequisite for unstable stick-slip behaviour<sup>50-52</sup>. Therefore,  
27 in the heterogeneous faults, slip behaviour would be dictated by the competing processes of fault



1 stabilization via deformation in weak rate-strengthening materials, versus destabilization caused by  
2 localization within the strong rate-weakening patches. When the strong rate-weakening patches are  
3 large enough for their internal structure to evolve independently, stick-slip instability may occur.

4         The role of heterogeneity is summarized in Figure 4, where, for a given clay-quartz mixture,  
5 heterogeneous faults are weaker and less stable relative to their homogeneous equivalents. Although it  
6 is often invoked that large-scale heterogeneities are responsible for the spectrum of slip behaviour  
7 observed on natural faults<sup>17,18</sup>, the results presented here highlight the potential of small-scale  
8 heterogeneities, which are also abundant in natural fault zones<sup>9,10,22</sup>, to exert a significant control on  
9 fault zone strength and stability. There are similarities between the slip behaviour we observe in our  
10 small-scale heterogeneous experiments and how large-scale heterogeneities are thought to control the  
11 behaviour of natural faults. For example, decreasing the size of the rate-weakening patch makes the  
12 response more stable in both our experiments and numerical modelling<sup>53</sup>, as can be intuitively expected  
13 and consistent with stability studies of rate-and-state faults that slip instability can only result from large  
14 enough rate-weakening patches<sup>39</sup>. At the same time, small-scale fault zone heterogeneity would more  
15 readily evolve with shear, and hence may depend on the fault maturity, healing processes, and spatio-  
16 temporal history of fault slip.

17         To summarize, we show that, by introducing a simple heterogeneous structure into a fault zone,  
18 the fault strength is substantially reduced and the stability of the experimental fault is overall decreased  
19 in comparison to compositionally identical but homogeneously mixed gouges. Our data, along with the  
20 abundance and complexity of heterogeneity that occurs over many different scales in nature<sup>9,10,22-25</sup>,  
21 suggest that interactions between heterogeneously distributed materials with different frictional  
22 properties likely exerts an important control over the mechanical strength and influences whether  
23 tectonic faults experience aseismic or earthquake slip. The smaller the scale of heterogeneity, the more  
24 likely it is to be intractable in modelling earthquake source processes and hence ignored. These  
25 considerations, together with our findings, necessitate further laboratory experiments and modelling to  
26 study the effects and evolution of fault rock heterogeneity within complex fault zones, to enable the

1 quantification and inclusion of the smaller-scale heterogeneity effects into larger-scale constitutive laws  
2 for modelling fault processes of societal interest, such as nucleation of natural and induced earthquakes.

3

## 4 **Methods**

### 5 *Experimental Procedure*

6 The gouge layers are deformed in a direct-shear arrangement (Supplementary Fig. 1) within a  
7 triaxial deformation apparatus<sup>54</sup>. The layers (~1.3 mm initial thickness prior to pressurization), prepared  
8 in either heterogeneous patches or as a homogeneous quartz-clay mixture, are placed between the direct-  
9 shear forcing blocks and soft silicone spacers are positioned at each end so that displacement can be  
10 accommodated without supporting any load (Supplementary Fig. 1). To discourage boundary shear at  
11 the edges of the gouge layer, the sliding area (50 × 20 mm) on the forcing blocks contains grooves cut  
12 perpendicular to the sliding direction (200 μm deep with 400 μm spacing). Once the gouge layer is  
13 constructed, the direct-shear arrangement is surrounded by a low-friction polytetrafluoroethylene  
14 (PTFE) sleeve (0.25 mm thickness) to minimize jacket friction in the vicinity of the layer, before being  
15 placed into a soft, 3 mm thick, PVC jacket (Nalgene 180 clear tubing). The jacketed direct-shear  
16 arrangement is then placed in between the platens of the sample assembly which is inserted into the  
17 pressure vessel of the triaxial apparatus. In this geometry, the normal stress ( $\sigma_n$ ) is applied to the gouge  
18 layer by the confining pressure. The pore-fluid pressure is introduced to the layer through three porous  
19 disks, embedded in each direct-shear forcing block, which are positioned to ensure an even distribution  
20 of pore fluid throughout the layer. Deionized water is used as the pore fluid. Both the confining and  
21 pore-fluid pressures are held constant throughout the experiments by servo-controlled pumps on each  
22 pressure system, with a resolution better than 0.01 MPa. Linear variable differential transformers  
23 (LVDTs) are attached to the pistons of the servo-control pumps, meaning that the volume of fluid  
24 expelled from the sample as it compacts during shearing can be monitored as the pressure is held  
25 constant. We therefore use the pore pressure pump as a pore volumometer to track the evolution of layer  
26 thickness during our experiments (Supplementary Fig. 2); we assume that sliding area remains constant

1 and that all volumetric strain is accommodated by a change in layer thickness. The gouge layers are  
2 sheared by the axial piston of the triaxial apparatus and velocity steps are imposed to calculate the rate-  
3 and-state friction parameters. The evolution of shear stress is monitored by an internal force gauge  
4 within the axial piston, with a measurement resolution of better than 0.05 kN.

5

## 6 **Data Availability**

7 The associated experimental data files for this research can be accessed in National Geoscience Data  
8 Center (NGDC) via the following link:

9 <https://webapps.bgs.ac.uk/services/ngdc/accessions/index.html#item164865>

10

## 11 **References**

- 12 1. Lachenbruch, A. H. & Sass, J. H. Heat flow and energetics of the San Andreas Fault Zone. *J.*  
13 *Geophys. Res.* **85**, 6185–6222 (1980).
- 14 2. Zoback, M. D. *et al.* New Evidence on the state of stress of the San Andreas fault system.  
15 *Science (80-. )*. **238**, 1105–1111 (1987).
- 16 3. Copley, A., Avouac, J.-P., Hollingsworth, J. & Leprince, S. The 2001 Mw 7.6 Bhuj  
17 earthquake, low fault friction, and the crustal support of plate driving forces in India. *J.*  
18 *Geophys. Res.* **116**, (2011).
- 19 4. Lamb, S. Shear stresses on megathrusts: Implications for mountain building behind subduction  
20 zones. *J. Geophys. Res.* **111**, (2006).
- 21 5. Holdsworth, R. E. Weak Faults — Rotten Cores. *Science (80-. )*. **303**, 181–182 (2004).
- 22 6. Chiaraluca, L., Chiarabba, C., Collettini, C., Piccinini, D. & Cocco, M. Architecture and  
23 mechanics of an active low-angle normal fault: Alto Tiberina Fault, northern Apennines, Italy.  
24 *J. Geophys. Res.* **112**, (2007).

- 1 7. Byerlee, J. Friction of Rocks. *Pure Appl. Geophys.* **116**, 615–626 (1978).
- 2 8. Ikari, M. J., Marone, C. & Saffer, D. M. On the relation between fault strength and frictional  
3 stability. *Geology* **39**, 83–86 (2011).
- 4 9. Collettini, C., Niemeijer, A., Viti, C. & Marone, C. Fault zone fabric and fault weakness.  
5 *Nature* **462**, 907–911 (2009).
- 6 10. Tesei, T., Collettini, C., Barchi, M. R., Carpenter, B. M. & Di Stefano, G. Heterogeneous  
7 strength and fault zone complexity of carbonate-bearing thrusts with possible implications for  
8 seismicity. *Earth Planet. Sci. Lett.* **408**, 307–318 (2014).
- 9 11. Niemeijer, A., Marone, C. & Elsworth, D. Fabric induced weakness of tectonic faults.  
10 *Geophys. Res. Lett.* **37**, L03304 (2010).
- 11 12. Carpenter, B. M., Marone, C. & Saffer, D. M. Weakness of the San Andreas Fault revealed by  
12 samples from the active fault zone. *Nat. Geosci.* **4**, 251–254 (2011).
- 13 13. Attanayake, J. *et al.* Rupture characteristics and bedrock structural control of the 2016 Mw 6.0  
14 intraplate earthquake in the Petermann Ranges, Australia. *Bull. Seismol. Soc. Am.* **110**, 1037–  
15 1045 (2020).
- 16 14. Di Toro, G. *et al.* Fault lubrication during earthquakes. *Nature* **471**, 494–498 (2011).
- 17 15. Rice, J. R. Fault stress states, pore pressure distributions, and the weakness of the San Andreas  
18 Fault. in *Fault Mechanics and Transport Properties of Rocks* (eds. Evans, B. & Wong, T.) vol.  
19 51 475–503 (Academic Press, 1992).
- 20 16. Faulkner, D. R. & Rutter, E. H. Can the maintenance of overpressured fluids in large strike-  
21 slip fault zones explain their apparent weakness? *Geology* **29**, 503–506 (2001).
- 22 17. Avouac, J.-P. From geodetic imaging of seismic and aseismic fault slip to dynamic modeling  
23 of the seismic cycle. *Annu. Rev. Earth Planet. Sci.* **43**, 233–271 (2015).
- 24 18. Thomas, M. Y., Avouac, J.-P., Champenois, J., Lee, J.-C. & Kuo, L.-C. Spatiotemporal

- 1 evolution of seismic and aseismic slip on the Longitudinal Valley Fault, Taiwan. *J. Geophys.*  
2 *Res. Solid Earth* **119**, 5114–5139 (2014).
- 3 19. Bürgmann, R. The geophysics, geology and mechanics of slow fault slip. *Earth Planet. Sci.*  
4 *Lett.* **495**, 112–134 (2018).
- 5 20. Collettini, C., Tesei, T., Scuderi, M. M., Carpenter, B. M. & Viti, C. Beyond Byerlee friction,  
6 weak faults and implications for slip behavior. *Earth Planet. Sci. Lett.* **519**, 245–263 (2019).
- 7 21. Barnes, P. M. *et al.* Slow slip source characterized by lithological and geometric heterogeneity.  
8 *Sci. Adv.* **6**, (2020).
- 9 22. Fagereng, Å. Frequency-size distribution of competent lenses in a block-in-matrix mélange:  
10 Imposed length scales of brittle deformation? *J. Geophys. Res.* **116**, (2011).
- 11 23. Faulkner, D. R., Lewis, A. C. & Rutter, E. H. On the internal structure and mechanics of large  
12 strike-slip fault zones: field observations of the Carboneras fault in southeastern Spain.  
13 *Tectonophysics* **367**, 235–251 (2003).
- 14 24. Faulkner, D. R. *et al.* A review of recent developments concerning the structure, mechanics  
15 and fluid flow properties of fault zones. *J. Struct. Geol.* **32**, 1557–1575 (2010).
- 16 25. Rutter, E. H., Faulkner, D. R. & Burgess, R. Structure and geological history of the Carboneras  
17 Fault Zone, SE Spain: Part of a stretching transform fault system. *J. Struct. Geol.* **45**, 68–86  
18 (2012).
- 19 26. Bilek, S. L. & Lay, T. Tsunami earthquakes possibly widespread manifestations of frictional  
20 conditional stability. *Geophys. Res. Lett.* **29**, 1673 (2002).
- 21 27. Kirkpatrick, J. D. *et al.* Subduction megathrust heterogeneity characterized from 3D seismic  
22 data. *Nat. Geosci.* **13**, 369–374 (2020).
- 23 28. Crawford, B. R., Faulkner, D. R. & Rutter, E. H. Strength, porosity, and permeability  
24 development during hydrostatic and shear loading of synthetic quartz-clay fault gouge. *J.*

- 1        *Geophys. Res.* **113**, (2008).
- 2    29.    Tembe, S., Lockner, D. A. & Wong, T.-F. Effect of clay content and mineralogy on frictional  
3        sliding behavior of simulated gouges: Binary and ternary mixtures of quartz, illite, and  
4        montmorillonite. *J. Geophys. Res.* **115**, (2010).
- 5    30.    Takahashi, M., Mizoguchi, K., Kitamura, K. & Masuda, K. Effects of clay content on the  
6        frictional strength and fluid transport property of faults. *J. Geophys. Res.* **112**, (2007).
- 7    31.    Kenigsberg, A. R., Rivière, J., Marone, C. & Saffer, D. M. Evolution of elastic and mechanical  
8        properties during fault shear: The roles of clay content, fabric development, and porosity. *J.*  
9        *Geophys. Res. Solid Earth* **125**, (2020).
- 10   32.    Skarbek, R. M. & Savage, H. M. RSFit3000 : A MATLAB GUI-based program for  
11        determining rate and state frictional parameters from experimental data. *Geosphere* **15**, 1665–  
12        1676 (2019).
- 13   33.    Faulkner, D. R., Sanchez-Roa, C., Boulton, C. & den Hartog, S. A. M. Pore fluid pressure  
14        development in compacting fault gouge in theory, experiments, and nature. *J. Geophys. Res.*  
15        *Solid Earth* **123**, 226–241 (2018).
- 16   34.    Rutter, E. H. *et al.* Reduction of friction on geological faults by weak-phase smearing. *J.*  
17        *Struct. Geol.* **51**, 52–60 (2013).
- 18   35.    Knuth, M. W., Tobin, H. J. & Marone, C. Evolution of ultrasonic velocity and dynamic elastic  
19        moduli with shear strain in granular layers. *Granul. Matter* **15**, 499–515 (2013).
- 20   36.    Dieterich, J. H. Modeling of rock friction 1. Experimental results and constitutive equations. *J.*  
21        *Geophys. Res.* **84**, 2161–2168 (1979).
- 22   37.    Dieterich, J. H. Constitutive properties of faults with simulated gouge. in *Mechanical Behavior*  
23        *of Crustal Rocks* (eds. Carter, N., Friedman, M., Logan, J. & Stearns, D.) 103–120 (1981).  
24        doi:<https://doi.org/10.1029/GM024p0103>.

- 1 38. Ruina, A. Slip instability and state variable friction laws. *J. Geophys. Res.* **88**, 10359–10370  
2 (1983).
- 3 39. Rice, J. R. & Ruina, A. L. Stability of steady frictional slipping. *J. Appl. Mech.* **50**, 343–349  
4 (1983).
- 5 40. Scholz, C. H. Earthquakes and friction laws. *Nature* **391**, 37–42 (1998).
- 6 41. Marone, C. Laboratory-derived friction laws and their application to seismic faulting. *Annu.*  
7 *Rev. Earth Planet. Sci.* **26**, 643–696 (1998).
- 8 42. Buijze, L., Guo, Y., Niemeijer, A. R., Ma, S. & Spiers, C. J. Effects of heterogeneous gouge  
9 segments on the slip behavior of experimental faults at dm scale. *Earth Planet. Sci. Lett.* **554**,  
10 116652 (2021).
- 11 43. Fagereng, Å. & Sibson, R. H. Mélange rheology and seismic style. *Geology* **38**, 751–754  
12 (2010).
- 13 44. Smeraglia, L. *et al.* Ultra-thin clay layers facilitate seismic slip in carbonate faults. *Sci. Rep.* **7**,  
14 (2017).
- 15 45. Chester, F. M. & Chester, J. S. Ultracataclasite structure and friction processes of the  
16 Punchbowl fault, San Andreas system, California. *Tectonophysics* **295**, 199–221 (1998).
- 17 46. Skarbek, R. M., Rempel, A. W. & Schmidt, D. A. Geologic heterogeneity can produce  
18 aseismic slip transients. *Geophys. Res. Lett.* **39**, (2012).
- 19 47. Noda, H. & Lapusta, N. Stable creeping fault segments can become destructive as a result of  
20 dynamic weakening. *Nature* **493**, 518–521 (2013).
- 21 48. Bayart, E., Svetlizky, I. & Fineberg, J. Rupture dynamics of heterogeneous frictional  
22 interfaces. *J. Geophys. Res. Solid Earth* **123**, 3828–3848 (2018).
- 23 49. Bahr, D. B. & Rundle, J. B. Stick-slip statistical mechanics at the bed of a glacier. *Geophys.*  
24 *Res. Lett.* **23**, 2073–2076 (1996).

- 1 50. Scuderi, M. M., Collettini, C., Viti, C., Tinti, E. & Marone, C. Evolution of shear fabric in  
2 granular fault gouge from stable sliding to stick slip and implications for fault slip mode.  
3 *Geology* **45**, 731–734 (2017).
- 4 51. Bedford, J. D. & Faulkner, D. R. The role of grain size and effective normal stress on  
5 localization and the frictional stability of simulated quartz gouge. *Geophys. Res. Lett.* **48**,  
6 e2020GL092023 (2021).
- 7 52. Gu, Y. & Wong, T.-F. Development of shear localization in simulated quartz gouge: effect of  
8 cumulative slip and gouge particle size. *Pure Appl. Geophys.* **143**, 387–423 (1994).
- 9 53. Chen, T. & Lapusta, N. Scaling of small repeating earthquakes explained by interaction of  
10 seismic and aseismic slip in a rate and state fault model. *J. Geophys. Res.* **114**, B01311 (2009).
- 11 54. Faulkner, D. R. & Armitage, P. J. The effect of tectonic environment on permeability  
12 development around faults and in the brittle crust. *Earth Planet. Sci. Lett.* **375**, 71–77 (2013).

13



1 **Acknowledgements**

2 Gary Coughlan is thanked for assistance in developing and maintaining the experimental apparatus.

3 We are grateful to Elisabetta Mariani for help with and maintenance of the SEM facilities. This work

4 is supported by Natural Environment Research Council grant NE/P002943/1.

5

6 **Author contributions**

7 J.D.B and D.R.F developed the main ideas. J.D.B performed the experiments, ran microstructural

8 analyses and produced the initial manuscript. All authors contributed to interpreting the results and

9 editing the manuscript.

10

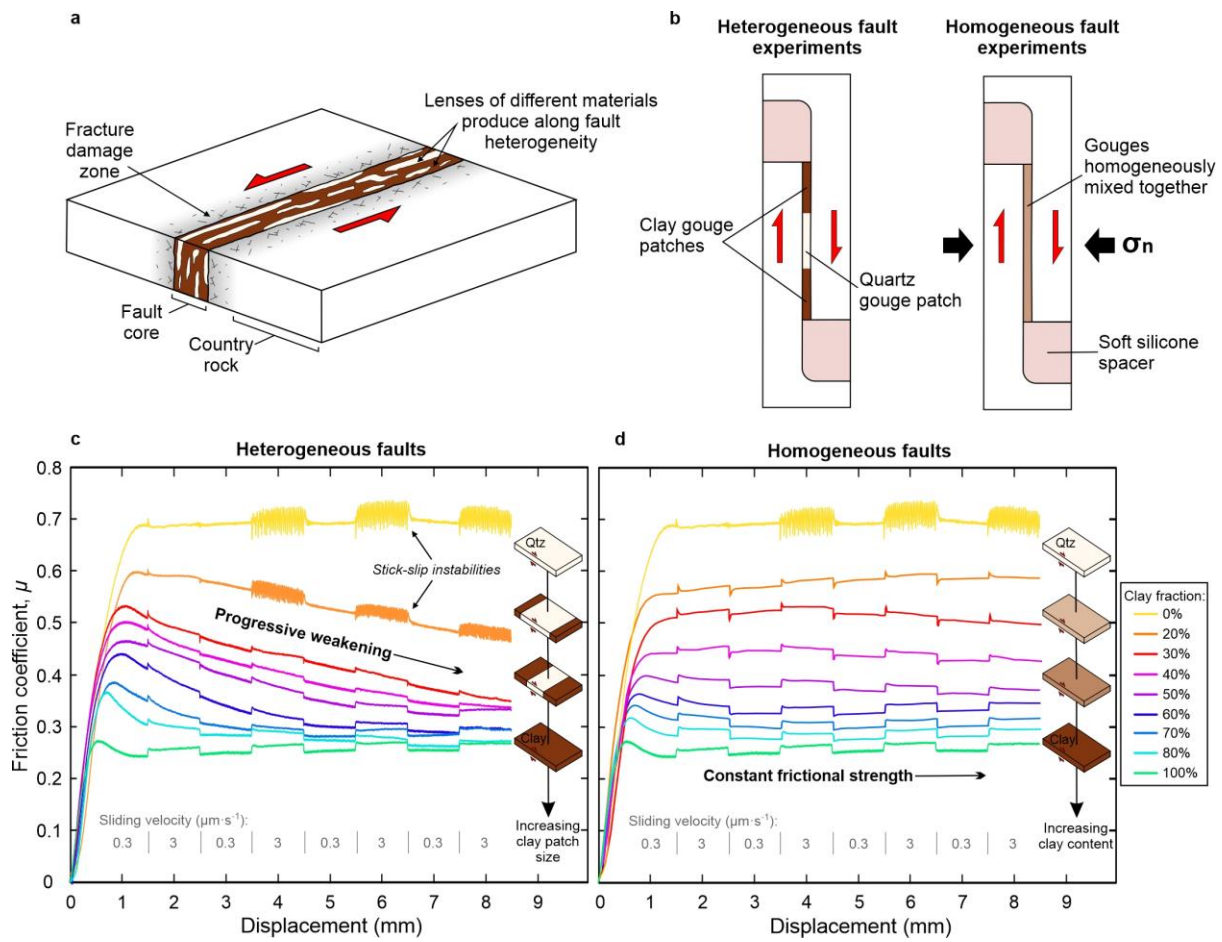
11 **Competing interests**

12 The authors declare no competing interests.

13

14 **Materials and correspondence**

15 Correspondence and material requests should be addressed to J.D.B.



1

2 **Figure 1| Mechanical behaviour of laterally heterogeneous vs. homogeneously mixed clay-quartz**

3 **fault gouge layers. a,** Schematic diagram of a typical natural fault zone showing how lenses of different

4 materials trapped within the fault core produces a heterogeneous structure. **b,** Simplified diagrams of

5 the experimental setup for the heterogenous fault experiments, where quartz and clay gouges are

6 separated into adjacent patches, and homogenous fault experiments where the two gouges are

7 homogeneously mixed together. **c,** Evolution of the friction coefficient ( $\mu$ ) with displacement for the

8 heterogeneous experimental faults and, **d,** the homogeneous experimental faults. Heterogeneous faults

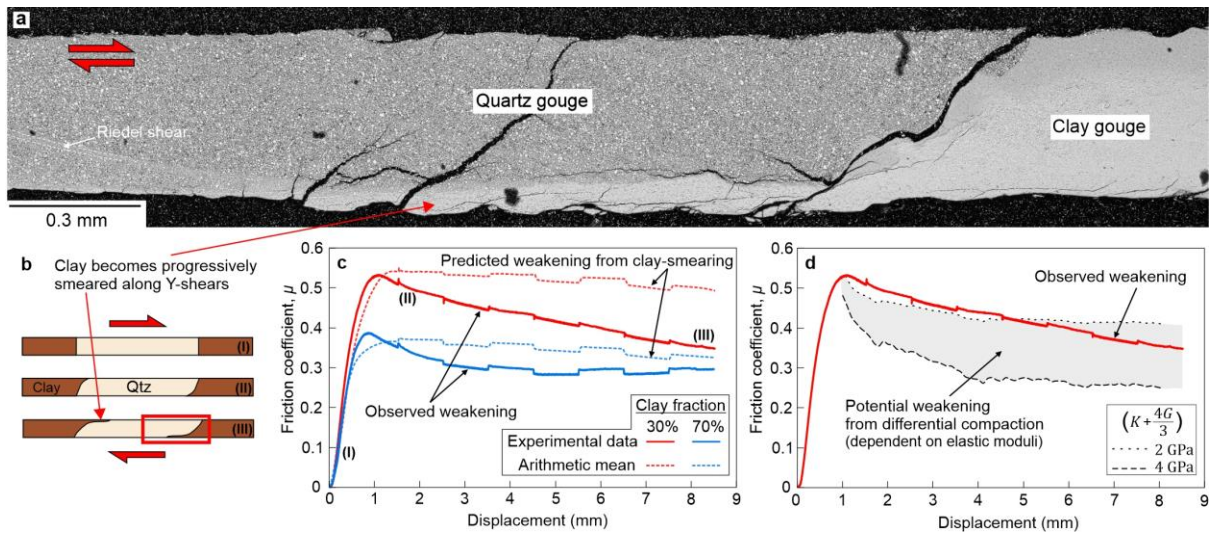
9 show ubiquitous post-yield weakening with increasing displacement, in contrast to homogeneous faults

10 where  $\mu$  remains relatively constant once the layer has yielded after approximately 1 mm of slip. For

11 pure quartz and heterogeneous faults where the quartz patch comprises  $\geq 80\%$  of the total fault area,

12 stick-slip instabilities occur, triggered by up-steps in the sliding velocity.

13



1

2 **Figure 2| Microstructural evolution and potential causes of weakening in the heterogeneous fault**

3 **gouge layers. a,** Backscatter electron image of the interface between a clay-quartz patch recovered at

4 the end of an experiment. The clay phase becomes smeared along a boundary Y-shear plane that

5 propagates into the quartz patch. Since it is difficult to keep the gouge layer intact upon removal from

6 the direct shear assembly at the end of the experiment, the full extent of the localized shear band was

7 not recovered. **b,** Schematic diagram showing the evolution of the fault gouge layers with progressive

8 smearing of the clay phase along localized Y-boundary shears (red box shows the location of the

9 micrograph in **a**). **c,** Observed weakening versus predicted weakening due to clay smearing for

10 heterogeneous layers comprised of 30 and 70% clay fractions. The predicted weakening is calculated

11 using the arithmetic mean of the friction coefficients of the endmember quartz and clay gouges and by

12 assuming that the length of the clay patches increases by the amount of displacement on the fault as

13 clay is smeared along localized Y-shear planes. The observed weakening is considerably greater than

14 the predicted weakening. The labels (I), (II) and (III) correspond to the structural evolution in **b**. **d,** The

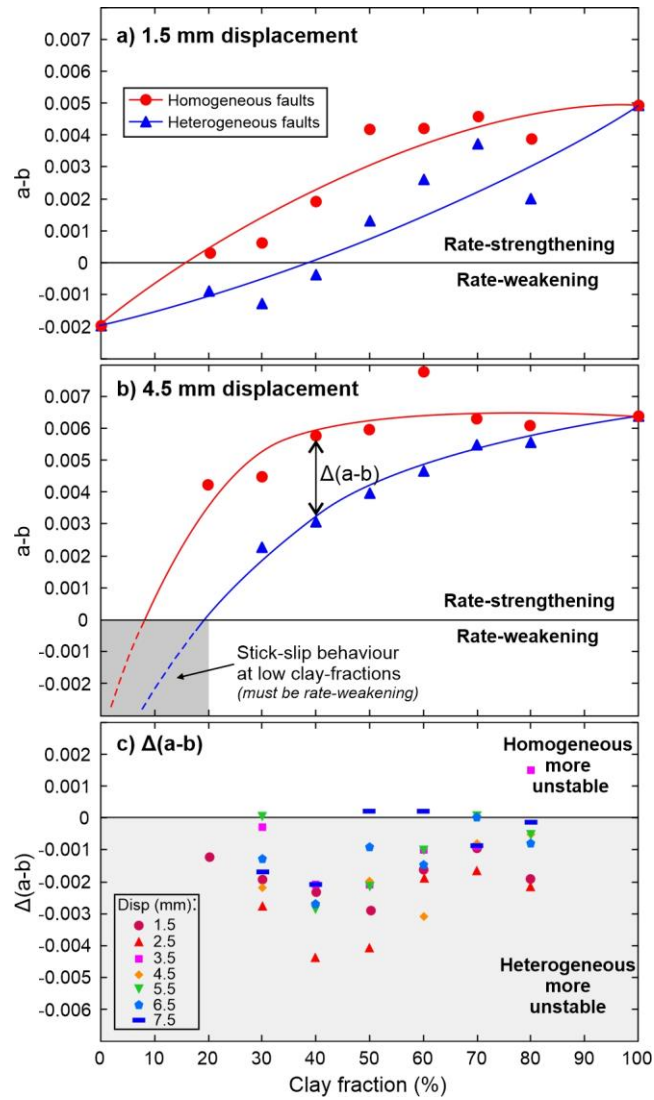
15 potential weakening effect from differential compaction between the clay and quartz gouge patches.

16 This effect is dependent on the bulk ( $K$ ) and shear ( $G$ ) moduli of the gouge, which are poorly constrained

17 (see Supplementary Information for full discussion). The differential compaction could account for a

18 large component of the weakening in the heterogeneous fault experiments.

19



1

2 **Figure 3| Evolution of the stability-controlling rate-and-state friction parameter ( $a - b$ ) as a**

3 **function of clay content for the spatially heterogeneous and homogeneously mixed clay-quartz**

4 **fault gouge layers. The ( $a - b$ ) values are compared after a. 1.5 mm and b. 4.5 mm displacements, with**

5 **the heterogeneous faults having consistently lower values than the homogeneous faults. c. The**

6 **difference in ( $a - b$ ) between the heterogeneous and homogeneous faults,  $\Delta(a-b)$ , is shown for all**

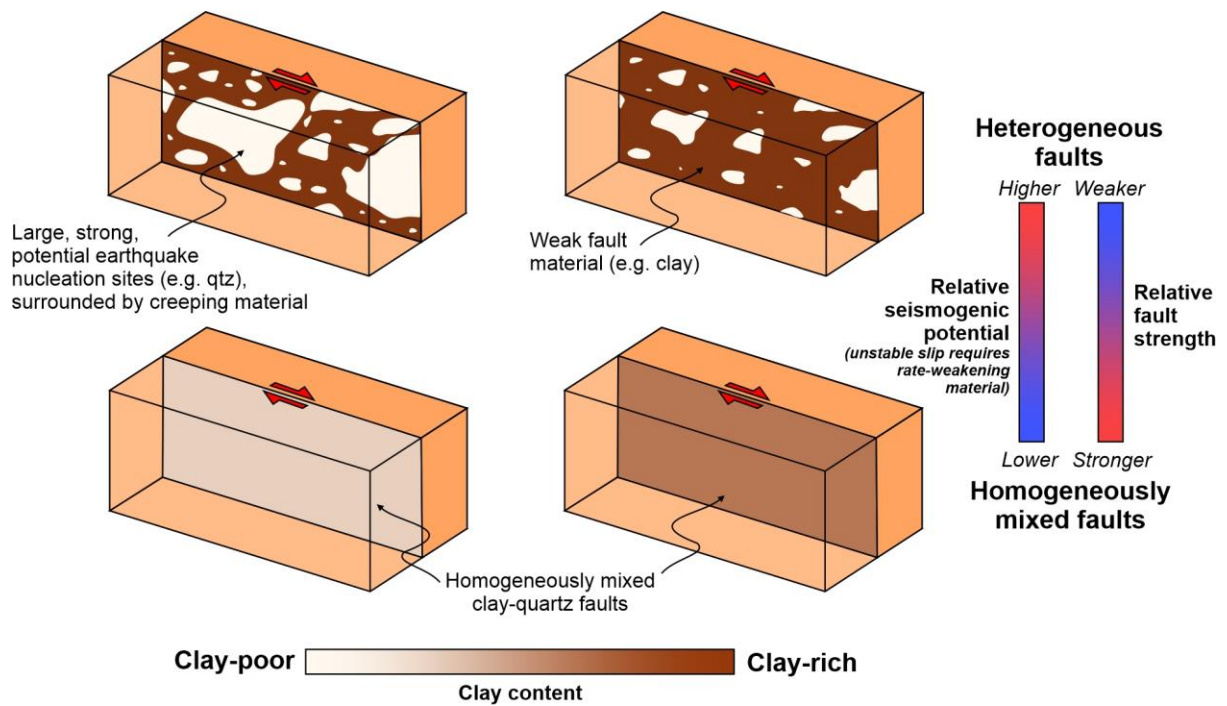
7 **velocity steps across the entire displacement range, with the majority of values being negative,**

8 **highlighting that the heterogeneous faults are less stable than their homogeneous counterparts. Note**

9 **that, for displacements larger than 1.5 mm, the ( $a - b$ ) values cannot be calculated for the homogeneous**

10 **quartz fault (i.e., 0% clay fraction) or the heterogeneous fault with a 20% clay fraction, as stick-slip**

11 **instabilities were triggered by the velocity steps.**



1

2 **Figure 4| Schematic fault model showing the effect of heterogeneity on fault strength and stability.**

3 For a given clay-quartz composition, the introduction of heterogeneity (i.e. the separation of clay and

4 quartz into patches) leads to a reduction in fault strength relative to a homogeneously equivalent fault

5 and also a decrease in stability, increasing the likelihood of seismogenesis on the fault.