

This manuscript as presented here is a non-peer reviewed EarthArXiv preprint currently submitted to JGR: Atmospheres

## **Toward stable, general machine-learned models of the atmospheric chemical system**

**Makoto M. Kelp<sup>1</sup>, Daniel J. Jacob<sup>1</sup>, J. Nathan Kutz<sup>2</sup>, Julian D. Marshall<sup>3</sup>, and Christopher W. Tessum<sup>4</sup>**

<sup>1</sup>Harvard University Department of Earth and Planetary Sciences, Cambridge, MA 01238, USA

<sup>2</sup>University of Washington Department of Applied Mathematics, Seattle, WA 98195, USA

<sup>3</sup>University of Washington Department of Civil and Environmental Engineering, Seattle, WA 98195, USA

<sup>4</sup>University of Illinois at Urbana-Champaign Department of Civil and Environmental Engineering, Urbana, IL 61801, USA

Corresponding author: Christopher W. Tessum (ctessum@illinois.edu)

### **Key Points:**

- We create a machine-learned surrogate model of an atmospheric chemical solver which operates orders-of-magnitude faster than the original
- We use a recurrent training regime to yield models that improve numerical stability relative to previous efforts
- Our models are able to reversibly compress the number of modeled chemical species by greater than 80% without decreasing accuracy

## Abstract

Atmospheric chemistry models—used as components in models that simulate air pollution and climate change—are computationally expensive. Previous studies have shown that machine-learned atmospheric chemical solvers can be orders of magnitude faster than traditional integration methods but tend to suffer from numerical instability. Here, we present a modeling framework that reduces error accumulation compared to previous work while maintaining computational efficiency. Our approach is novel in that it: 1) uses a recurrent training regime that results in extended (>1 week) simulations without runaway error accumulation, and 2) can reversibly compress the number of modeled chemical species by >80% without further decreasing accuracy. We observe a  $\sim 260\times$  reduction in computation time ( $\sim 1900\times$  when run on specialized hardware) compared to the traditional solver. We use random initial conditions in training to promote general applicability across a wide range of atmospheric conditions. For ozone (with an initial concentration range of 0–70 ppb), our model predictions over a 24-hour simulation period match those of the traditional solvers with median error of 2.7 ppb and less than 19 ppb error across 99% of simulations initialized with random noise. Error can be significantly higher in the remaining 1% of simulations, which include among the most extreme concentration fluctuations simulated by the reference model. Results are similar for total particulate matter (median error of  $16\ \mu\text{g}/\text{m}^3$  and  $<32\ \mu\text{g}/\text{m}^3$  across 99% of simulations with concentrations ranging from 0–150  $\mu\text{g}/\text{m}^3$ ). Finally, we discuss practical implications of our choice of modeling framework and next steps for improving performance. The machine learning models described here are not yet suitable replacements for traditional chemistry solvers but represent a step toward that goal.

## 1. Introduction

The US National Research Council has identified the inclusion of atmospheric chemistry in Earth System Models (ESMs) as one of its five priority science areas for earth system modeling (NRC, 2012; 2016). Atmospheric chemistry mechanisms for use in large-scale modeling typically include hundreds of gas and aerosol species coupled by chemical reactions on time scales ranging from milliseconds to years. Forward integration of these chemical systems using traditional methods is computationally intensive (Brasseur & Jacob, 2017), typically doubling the cost of an ESM simulation (Hu et al., 2018). This puts the inclusion of atmospheric chemistry in tension with other computationally intensive ESM priorities such as increased spatial resolution. The current slowdown in the rate of increase in the speed of computer central processing units (CPUs)—the potential “end of Moore’s law” (Theis & Wong, 2017)—underscores the need for computationally efficient approaches.

Relatedly, policymakers are currently searching for ways to reduce the computational intensity of estimating the impacts of air quality policies (Industrial Economics, 2019). This type of impact assessment is typically done with regional air quality models (AQMs), of which the chemical mechanism is the most computationally intensive component. A number of alternative approaches exist to streamline the creation of these estimates, including using simplified chemical mechanisms (Whitehouse et al., 2004); adapting the mechanism locally to neglect minor species (Santillana et al., 2010); or using heuristics (Apte et al., 2012; Bare, 2002), statistical emulators (Fann et al., 2009; Heo et al., 2016; Lu & Ricciuto, 2019), or simplified air quality models (Muller, 2014; Tessum et al., 2017). However, none of these approaches can fully replace AQMs (Industrial Economics, 2019).

The above considerations suggest that the development of a class of algorithms that dramatically reduces the computational intensity of integrating the system of differential equations that represents the atmospheric chemical system without a major loss in accuracy could be a critical enabler for developments in multiple fields.

Although the integration of differential equations is a mature field, a quickly developing area of inquiry—sometimes called “physics-informed” machine learning (ML) (Reichstein et al., 2019)—may prove transformative. For example, Bar-Sinai et al. (2019) trained neural networks to estimate spatial gradients for the solution of partial differential equations, allowing explicit Euler integration of the system at coarser resolutions than possible with a traditional integrator. Champion et al. (2019) used ML to discover efficient governing equations for dynamical systems. Raissi et al. (2017) found that learning Navier-Stokes integration closure parameters using a neural network outperformed standard approaches. Additional advances have been made by enforcing or encouraging physical constraints and symmetries, such as the conservation of mass and energy, temporal coherence, Lyapunov stability, and Newton’s laws (Erichson et al., 2019; Karpatne et al., 2017; Kim et al., 2018; Lusch et al., 2018; Reichstein et al., 2019; Stewart & Ermon, 2016; Wang et al., 2017; Xie et al., 2018).

Owing to the high dimensionality of chemical mechanisms in both their inputs and outputs (hundreds of chemical species and relevant physical variables), they are a challenging target for ML surrogate modeling. Keller and Evans (2019) created a random-forest based integrator that

could operate accurately in an AQM for relatively short simulations under conditions similar to the simulation on which it was trained. However, the random forest surrogate model was slower than the reference model, and exponential error growth occurred during long-range forecasts and under conditions different than the training simulation. Kelp et al. (2018) trained a neural network to emulate the CBM-Z gas-phase chemical mechanism (Zaveri & Peters, 1999), that can accurately predict changes in concentrations an hour in the future with a single integration time step, and can do so orders of magnitude faster than CBM-Z. However, extended simulations usually ended with exponential error propagation resulting in predictions of near-infinite concentrations.

Here, we explore the opportunities for improvement identified by previous work (Keller & Evans, 2019; Kelp et al., 2018) to create a surrogate model that 1) can make accurate predictions over longer time periods than it was trained on, 2) can make accurate predictions for a wide range of atmospheric environments, and 3) never experiences exponential error propagation within the time period it was trained on. In effect, we create a model that is more “stable” and “general” than previous results, two key prerequisites for routine use in atmospheric modeling. We do this by leveraging three key innovations: 1) the use of a recurrent training regime (Brenowitz & Bretherton, 2018; McGibbon & Bretherton, 2019) to train the model to represent chemical reactions across multiple time scales, 2) the use of an encoder-operator-decoder framework to reduce the dimensionality of the chemical system (Lee & Carlberg, 2018; Pan & Duraisamy, 2019; Regazzoni et al., 2019), and 3) the use of a weighted optimization metric to create surrogate models that specialize in the prediction of key air quality metrics such as ozone and total particulate matter (PM).

## 2. Materials and Methods

### 2.1 Reference model

As a reference chemical mechanism we use the Carbon Bond Mechanism Z coupled to the Model for Simulating Aerosol Interactions and Chemistry (Zaveri et al., 2008; Zaveri & Peters, 1999)—CBM-Z/MOSAIC—which simulates tropospheric gas-phase (77 species) and aerosol (24 species) chemistry, respectively, including a total of 164 reactions. We use a standalone version of CBM-Z/MOSAIC in this work which does not include emission, deposition, advection, or any atmospheric processes other than chemistry and microphysics. We configure the CBM-Z/MOSAIC box model as shown in Table S1, allowing the initial conditions of the 101 chemical species and physical parameters including the temperature, pressure, relative humidity, and the cosine of the solar zenith angle to independently and randomly vary within the specified ranges to create training and testing data for our surrogate model.

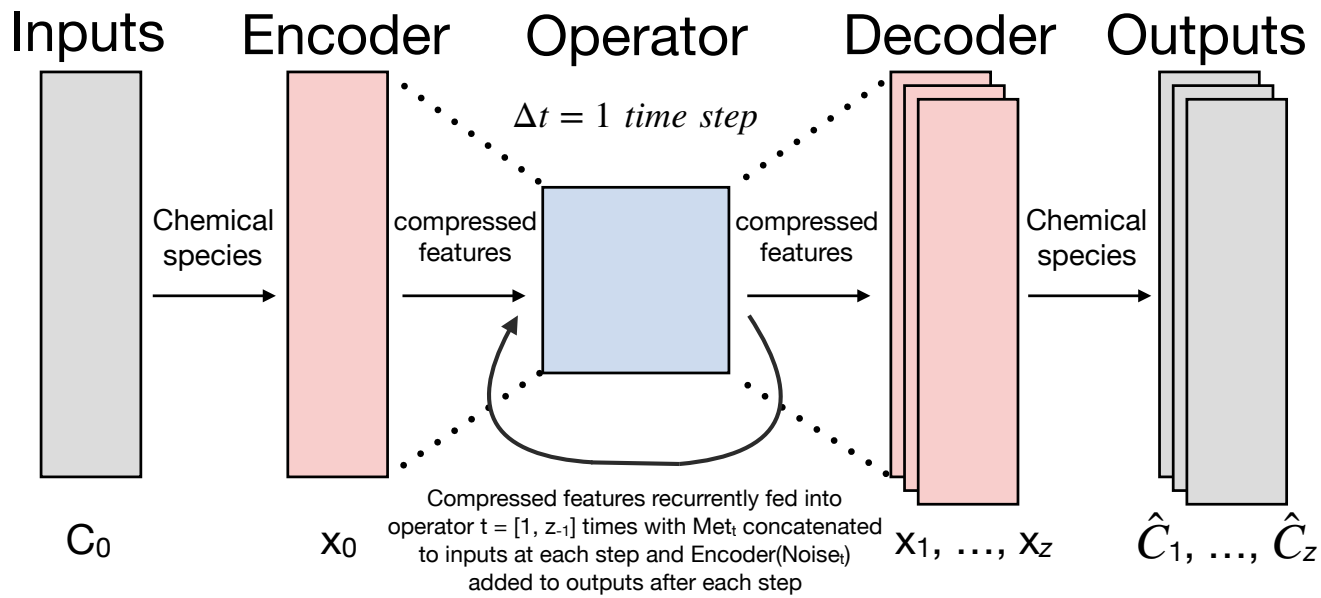
### 2.2 Machine learning model architecture

A glossary of ML terminology used in this work is provided in Table S2.

We create a ML surrogate model of CBM-Z/MOSAIC. The CBM-Z/MOSAIC model is a non-linear function with multiple continuous input variables and multiple continuous output variables. This type of function can be empirically modeled using multi-target regression, where “regression” refers to continuous rather than categorical outputs and “multi-target” refers to more than one output. Neural networks (McCulloch & Pitts, 1943; Schmidhuber, 2015) are one class of algorithm that can perform multi-target regression.

Figure 1 shows the model architecture used in this work. It consists of three main components: encoder, operator, and decoder, each of which are neural networks. Briefly, the encoder creates a reduced-dimension latent representation of the input data, the operator integrates the reduced-dimension system forward in time, and the decoder transforms the system from the reduced-dimension space back to the original list of chemical species. After the initial concentrations are encoded, the operator is applied recurrently to integrate the system forward by multiple steps.

Supporting Information Text S1 contains a detailed description of the model architecture.



**Figure 1.** The encoder-operator-decoder neural network framework used here. Initial input concentrations  $C_0$  are compressed by the encoder to a latent representation  $x_0$  which is recurrently fed through the operator  $z$  times—along with meteorological parameters  $Met_{0-z}$ —to integrate the system forward over  $z$  time steps. The decoder translates predictions from the latent space back to the original chemical species over the  $z$  time steps.

### 2.3 Training data

We run the CBM-Z/MOSAIC model to create a training dataset sampling the 105-dimensional space of input variables including concentrations for the 101 species in the mechanism and 4 meteorological parameters: temperature, pressure, relative humidity, and cosine of solar zenith angle. The integration time step of the CBM-Z solver is 5 minutes, output is archived every hour, and the simulation is conducted over 24 hours ( $z = 24$ ). Temperature, pressure, and relative humidity are held fixed to the randomly determined initial values over the 24-hour simulation, while the cosine of the solar zenith angle varies with time of day and day of year for a latitude of  $40^\circ$  with randomly sampled start dates and times.

To create training examples, we first use Latin hypercube sampling to generate 40 million sets of initial conditions for each chemical species within typical atmospheric ranges (Table S3), as well as values for temperature, pressure, and relative humidity and a starting date and time for using in calculating the evolution of the solar zenith angle. Figures S1–2 show the distributions of the input data.

We also create a separate testing dataset where random noise is added to the chemical concentrations at every hourly archival time step, to mimic operator splitting between chemistry and other processes that would occur in an ESM or AQM (Figure S3). The noise is sampled with a boxcar probability density function (PDF) extending  $\pm 5\%$  of the maximum initial value for that species as specified by the input ranges and clipped to avoid negative concentrations. The same perturbations are added to the neural network and to the CBM-Z/MOSAIC simulation, with the neural network perturbations being compressed by the encoder before addition.

For each of the training datasets above, we create additional validation and testing datasets of one million examples each. The validation datasets are used for the hyperparameter optimization described below, and the testing datasets are used to produce the results reported below. Finally, we create 1-week (168 hour) and 1-month (720 hour) simulation datasets to examine the neural network model's ability to make predictions over time periods substantially longer than the 24 hours it was trained on.

When testing the ozone-specialized model (described in next section) we remove all examples from the test dataset where CBM-Z/MOSAIC-simulated concentrations go above our ozone concentration initial range of 200 ppb in order to avoid testing the model on conditions outside of the range of concentrations on which it was trained.

## 2.4 Training procedure

We train the ML surrogate model to emulate the CBM-Z/MOSAIC using supervised learning. Using the Adam (Kingma & Ba, 2014) stochastic gradient descent optimization algorithm, we minimize the mean-squared error (MSE) between ML and CBM-Z/MOSAIC predictions across the 101 chemical species and the 24 1-hour time steps.

For each example at each training step, the encoder is applied to the initial conditions, the operator is recurrently applied 24 times in sequence, and the decoder is applied to the resulting outputs of each operator step for comparison to CBM-Z/MOSAIC results. We refer to this as “recurrent training” because we are training the model to recurrently integrate the chemical system to predict its evolution.

Our MSE optimization metric includes all of the CBM-Z/MOSAIC chemical species, but not all chemical species are equally important. Often, ESM and AQM users are interested in predictions of a small number of species for regulatory, health, or climate forcing reasons; the remaining species are only included in the simulation to support predictions of the species of interest. In an ML context, we can represent this by giving errors in predictions of certain species a greater weight in the optimization algorithm than is given to other species. This procedure allows any number of specialized models to be created from a single training dataset. Here, we explore three:

1. Non-specialized: Errors in all species contribute equally to the optimization metric. Typical atmospheric ranges of different species vary by orders of magnitude (Table S3), therefore this metric results in the algorithm prioritizing error minimization for species with the largest atmospheric concentrations (e.g., CH<sub>4</sub>, CO, ozone).
2. Ozone-specialized: Error in predicting ozone concentration is weighted by 10<sup>4</sup>× more than errors in predicting other species. This prioritizes performance in predicting ozone concentrations.
3. PM-specialized: Error in predicting total PM concentration is weighted by 10<sup>4</sup>× more than errors in predicting other species. CBM-Z/MOSAIC includes multiple particulate matter species; total PM is calculated using Eq. S2.

We performed hyperparameter optimization using the Scikit-Optimize Bayesian optimization with the Gaussian Process algorithm (Head et al., 2018), run for 400 iterations with each iteration run for 3 training epochs, using a fixed random seed across all iterations. Hyperparameters were selected from the search space reported in Table S4. Supporting Text S2 contains further detail on the selected hyperparameters in each case.

We independently optimize the hyperparameters for the three specialized models in the preceding paragraph as well as for ozone specialized models with: 1) ozone trained on a single prediction step rather than 24 steps and 2) ozone trained on a week of data (168 steps).

After hyperparameters are selected, we fully train each model with an initial learning rate of  $1.0 \times 10^{-4}$  with learning-rate decay (You et al., 2019) occurring every time the test-set error plateaus for 10 epochs. We use early stopping (Li et al., 2019) to halt model training when test-set error stops improving for 15 epochs, to prevent overfitting when training the neural network algorithm. We used a stochastic gradient descent batch size of 1024. All models were trained on a single Nvidia Tesla K80 graphics processing unit (GPU). We use the Python library Keras (Chollet, 2017) with the TensorFlow 1.12.0 (Abadi et al., 2016b) backend for all neural network model experiments. Neural network model code is available at <https://zenodo.org/record/3711059#.Xm0xrhNKjfZ>.

## 2.5 Effect of latent representation dimensionality

We investigate the effect of compressing CBM-Z/MOSAIC's 101 species into a reduced-dimension representation to test the hypothesis that it is possible to faithfully represent the chemical system with fewer than 101 dimensions. We conduct a set of simulations in which we encode the chemical species down to 64, 32, 16, 8, and 4 compressed species and compare the testing error against the original 101-dimensional space (i.e., no compression). We train the models using a fixed random seed and the results of hyperparameter search described above. Even with a fixed random seed, the trained model result is affected by stochastic GPU reduction operations; we train 6 nominally identical instances of each model to explore this variability.

## 2.6 Computational Speed

The use of ML has shown potential to solve differential equations orders-of-magnitude faster than standard numerical integration (Kelp et al., 2018; Kim et al., 2018; Rasp et al., 2018). However, this is not guaranteed (Keller & Evans, 2019). To compare the performance of the ML approach here to the reference model, we compile CBM-Z/MOSAIC with gfortran using the default optimization level of zero. We implement the ML model using the Keras library with TensorFlow ML library (Abadi et al., 2016a) with the default optimization included in the downloadable binary runtime. For CBM-Z/MOSAIC we use a single CPU core; for the neural network algorithm we test three configurations: one CPU core, eight CPU cores, and one GPU (NVIDIA Tesla V100).

We compare model run times between CBM-Z/MOSAIC and the neural network algorithm for simulating chemistry in one million independent grid cells (initial conditions) during a simulation period of one model time step (CBM-Z/MOSAIC: 5 minutes, neural network: 1



hour). This number of grid cells approximately corresponds to one vertical layer of a chemical transport model simulation over North America at  $0.25^{\circ} \times 0.3125^{\circ}$  horizontal resolution or to a global simulation at  $2^{\circ} \times 2.5^{\circ}$  horizontal resolution with 72 vertical layers.

### 3. Results

Consistent with opportunities for improvement identified in previous work (Keller & Evans, 2019; Kelp et al., 2018), we are interested in creating a chemical mechanism surrogate model that 1) can make accurate predictions over longer time periods than it was trained on, 2) can make accurate predictions in a wide range of atmospheric environments, and 3) never incurs runaway error growth. We evaluate our models for these characteristics by testing models on 1) data with a wider range of conditions than we would expect to occur in an ESM or AQM simulation by using initial conditions with no correlations among chemical species; 2) data with different characteristics than they were trained on by adding disruptive noise between integration steps; and 3) data representing longer simulations than they were trained on. We use testing datasets with 1 million examples and highlight the highest error experienced among all examples to act as a surrogate for the worst-case example of what might happen if the model was running in an ESM or AQM. Although the model as configured here makes predictions for 101 chemical species, for the sake of concision we focus our presentation and discussion of results on predictions of ozone and total PM, which are of health and regulatory interest. Results for additional chemical species are available in the Supporting Information.

Results of hyperparameter and architecture optimization are found in Table S5.

#### 3.1 Ozone prioritized model: 24-hour simulations

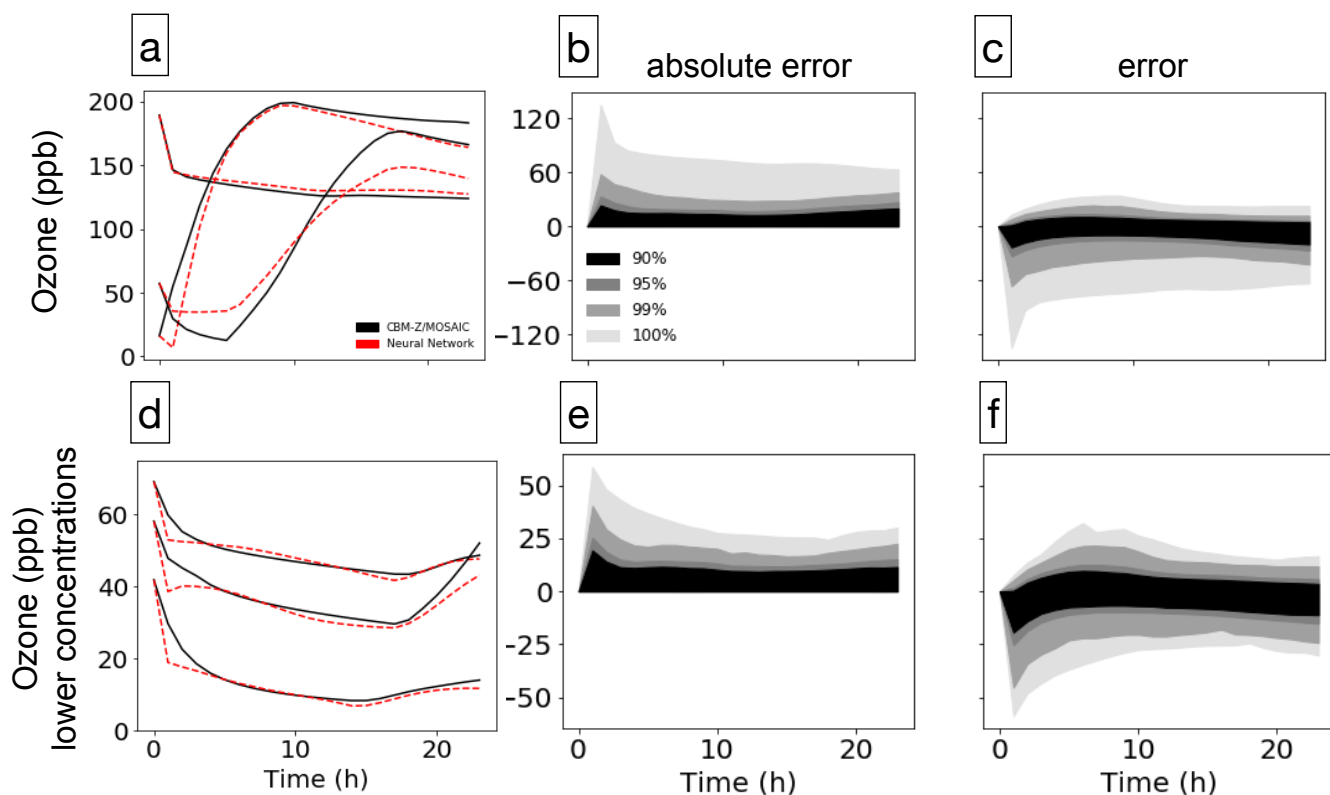
Figure 2 shows the evolution of the chemical system over a period of 24 hours as predicted by CBM-Z/MOSAIC and the ozone-prioritized ML model. In Figure 2a, trajectories are shown for 3 representative individual simulations. These trajectories illustrate that the ML model is qualitatively able to reproduce CBM-Z/MOSAIC predictions of the nonlinear interactions between ozone and the other chemical species and meteorological parameters. The model also makes simultaneous predictions for the 100 other species; trajectories for several species for randomly chosen initial conditions are shown in Figure S4.

Figures 2b and 2c show statistical distributions in absolute error (the absolute value of the difference between the ML model and CBM-Z/MOSAIC; Figure 2b) and error (the difference between the ML model and CBM-Z/MOSAIC; Figure 2c) for 1 million randomly initialized simulations. With uniformly distributed initial ozone concentrations ranging from 0–200 ppb, our ML model predictions differ from CBM-Z/MOSAIC predictions over 24 hours with median absolute error of 4.0 ppb. Absolute error was less than 13.4 ppb for 90% of all comparison points (1 million simulations  $\times$  24 time steps = 24 million comparison points), and absolute error was less than 36.3 ppb in 99% of all comparisons. The maximum absolute error was 142 ppb. Statistics are also shown in Table S6.

Because all of the individual grid cells in an ESM or AQM interact with each other, a large prediction error in any one grid cell at any one point in time can adversely affect an entire simulation. Therefore, we examine the conditions under which our neural network predictions are the worst. We find that the largest errors are underpredictions that occur when ozone concentrations predicted CBM-Z/MOSAIC are at their highest (Figure S5).

Figures 2d-f represent the subset of simulations (28%) in Figure 2a-c where the ozone concentration predicted by CBM-Z/MOSAIC is within the US EPA daily maximum 8-hour ozone standard of 70 ppb (EPA, 2006) with an average ozone concentration of 24.8 ppb across these simulations. For these 28% of simulations, the ML model predictions differ from CBM-Z/MOSAIC predictions over 24 hours with median absolute error of 2.7 ppb. Absolute error was less than 8.1 ppb in 90% of all comparisons, and absolute error was less than 18.7 ppb in 99% of all simulations. The maximum absolute error observed among the 280,000 simulations was 40.6 ppb (Table S7).

Overall, even in the least accurate simulations, error does not substantially increase after the first ~5 hours (Figure 2 b, c, e and f).



**Figure 2.** 24-hour ozone simulations for the full range of concentrations (upper row) and a lower concentration subset (lower row). The left column (panels a and d) shows CBM-Z/MOSAIC (black solid line) and ML model (red dashed line) trajectories for three representative simulations. The middle and right columns show absolute error (panels b and e) and error (panels c and f) percentiles for simulations with random initial conditions. Shaded percentile values represent the fraction of the simulations with lower error than the value shown.

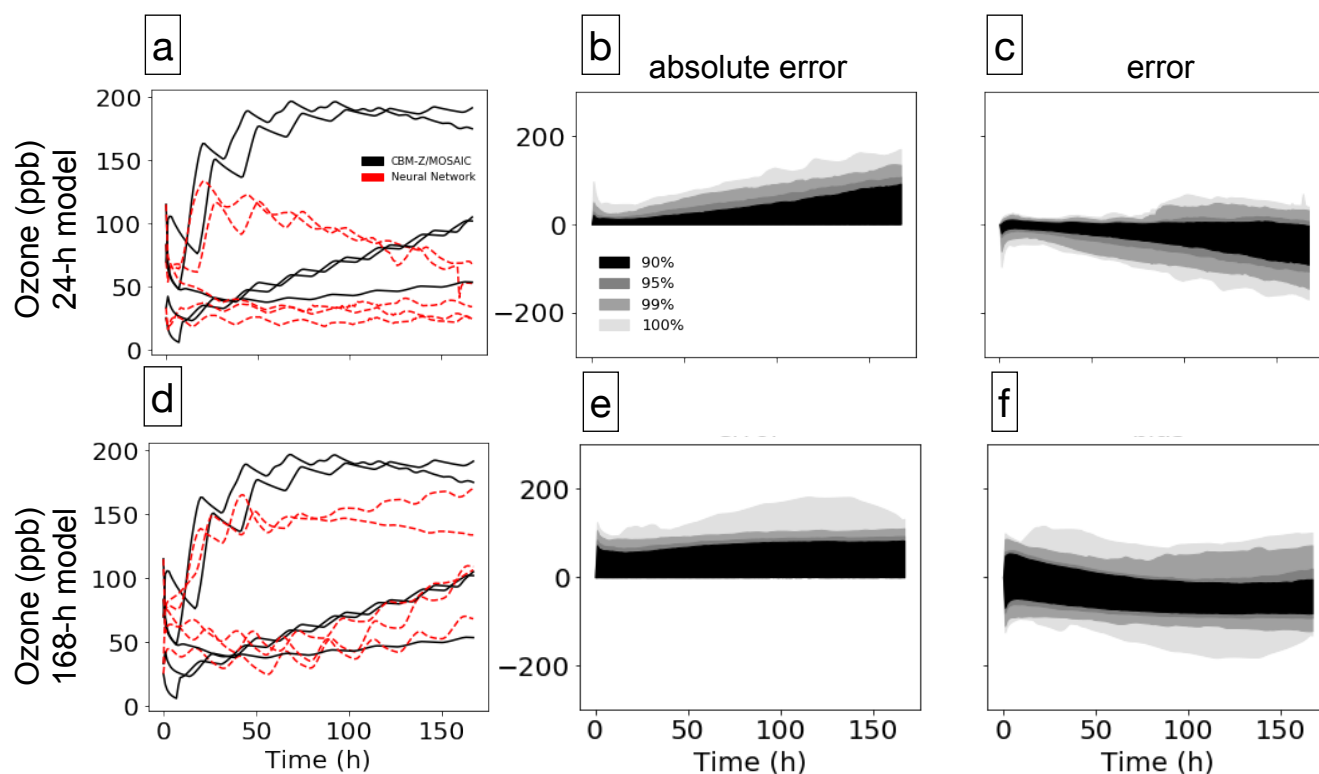
To test if error stabilization over time is the direct result of the use of the recurrent training regime, we train a neural network model using model architecture and training data identical to that above (including its own hyperparameter optimization), but training the model to predict concentrations for only 1 hour, rather than recursively over 24 hours. The corresponding error statistics for this alternative model are in Table S8. In sharp contrast to the model trained with the recursive training regime (Figure 2), the model trained to predict one step ahead accumulates

error exponentially when used to predict multiple steps in sequence (Figure S6). This suggests that our recursive training approach is a key factor in stabilizing error accumulation over a 24-hour simulation.

Finally, ML model performance does not significantly decrease ( $p=0.8$ ) when tested on a dataset containing noise between time steps (Figure S7, Table S9).

### 3.2 Ozone-prioritized model: 7- and 30-day simulations

Ultimately, any atmospheric chemistry model suitable for general use in an ESM or AQM needs to make predictions that are accurate for more than 24 hours. We find that the original ozone-prioritized model avoids exponential error accumulation when run forward a week into the future (Figure 3a-c, Table S10), though error gradually increases after 24 hours. Training the ML model using week-long simulations of data (168 hours instead of 24 hours) reduces error accumulation over time but results in larger errors at the beginning of simulations (Figure 3d-f, Table S11).



**Figure 3.** Week-long ozone predictions by models trained on 1-day (upper row) and 7-day (lower row) simulations. The left column (panels a and d) shows CBM-Z/MOSAIC (black solid line) and ML model (red dashed line) trajectories for three representative simulations. The middle and right columns show absolute error (panels b and e) and error (panels c and f) percentiles for simulations with random initial conditions. Shaded percentile values represent the fraction of the simulations with lower error than the value shown.

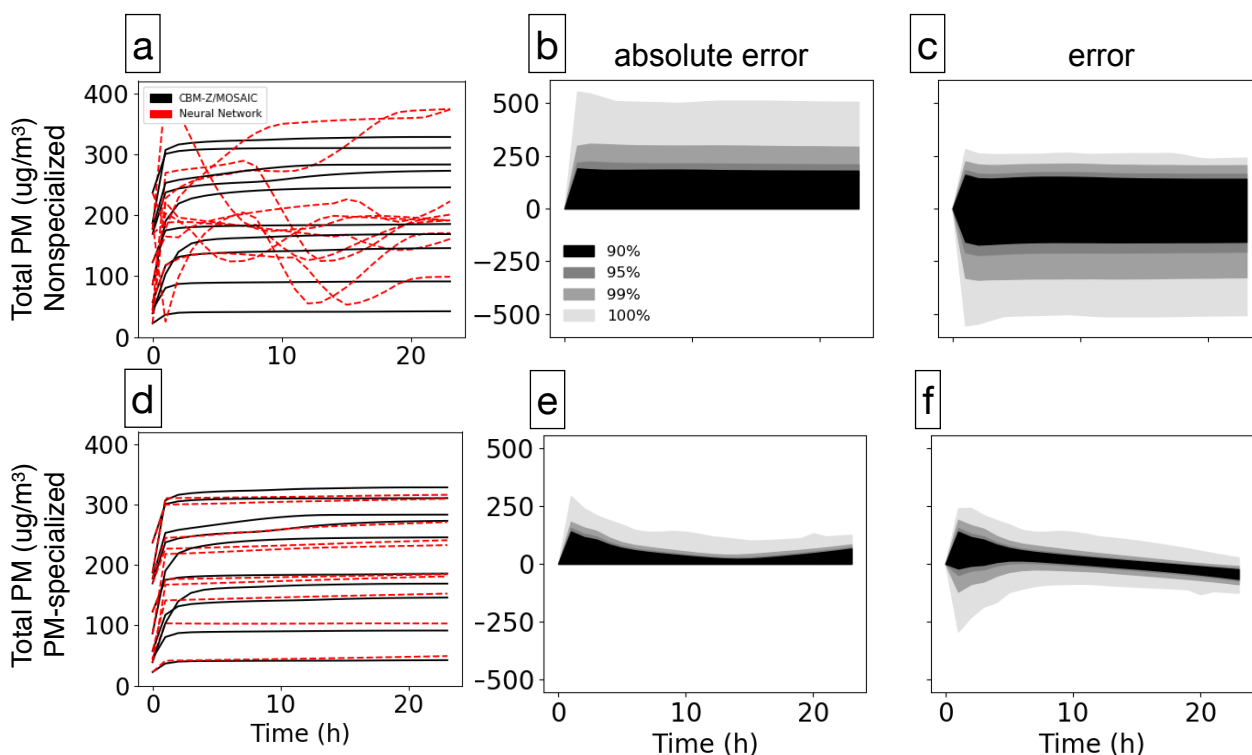
The model trained on week-long simulations can make accurate predictions for about 1.5 weeks but tends to suffer from exponential error accumulation after two weeks (Figure S8). Overall,

training the ML model on longer-duration simulations increases numerical stability, but it may also reduce its ability to accurately predict the large concentration changes that often occur at the very beginning of the simulations (Figure 3b and e).

### 3.3 Alternate model specialization

In Section 2.4 we discussed the relationship between the chosen training optimization metric and the relative performance of the resulting ML model in predicting the concentrations of different chemical species. The results above have focused on an ozone-specialized model; here we explore the difference between a PM-specialized model and a non-specialized model in predicting total PM concentrations.

Figure 4 compares the performance of neural network models with a training error metric that equally weights all species (a-c) vs. specifically prioritizing the 19 aerosol species that comprise total PM (d-f) as calculated in Eq. S2. The model architectures and hyperparameters are selected based on the results of the optimization routine in Section 3.1. Both models avoid exponential error growth, but error and bias are much lower for the PM-specialized model (Table S12). Similar performance gains are found when restricting comparisons to simulations with total PM concentrations within the US EPA 24-hour average  $\text{PM}_{10}$  standard of  $150 \mu\text{g}/\text{m}^3$  (EPA, 2009) (Figure S9, Table S12). By altering the weighting of different species in the error metric, we can direct the optimization algorithm to prioritize accuracy in some species at the expense of the accuracy in other species. In practice, it is common for air quality and climate modelers to be interested in predictions of both ozone and PM. We do not include here a model that is specialized for both, but it would be straightforward to create one.

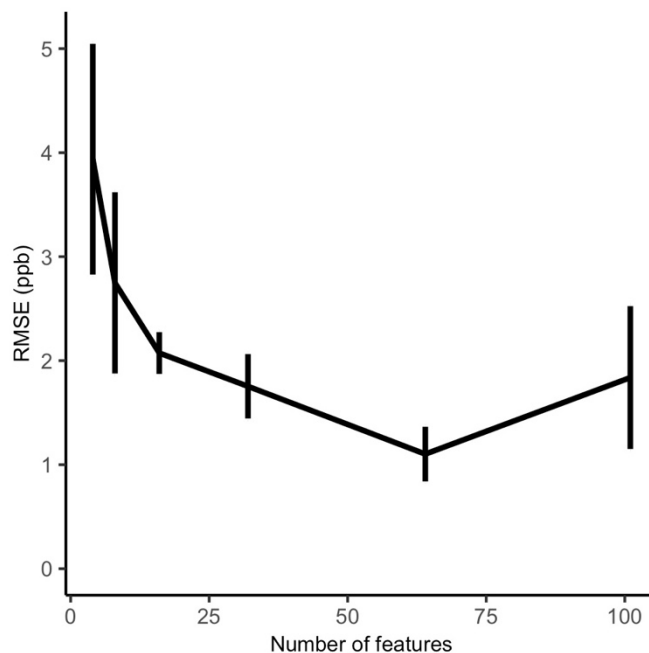


**Figure 4.** 24-hour total PM predictions by models trained with a non-specialized (top row) vs. a PM-specialized error metric. The left column (panels a and d) shows CBM-Z/MOSAIC (black solid line) and ML model (red dashed line) trajectories for five randomly-chosen simulations. The middle and right columns show absolute error (panels b and e) and error (panels c and f) percentiles for simulations with random initial conditions. Shaded percentile values represent the fraction of the simulations with lower error than the value shown.

### 3.4 Effect of latent representation dimensionality

Here we explore the effect of varying the size of the latent representation (i.e., number of compressed chemical species) on model accuracy. Figure 5 shows the relationship between the compressed features and root mean square error (RMSE) between the ML model and CBM-Z/MOSAIC across one million 24-hour test simulations.

We observe that compressing to 64 features produces the lowest training error of the options we tested. Decreasing the number of features below 16 features typically increases total error as compared to no compression. With fewer than 16 features, error sharply increases, indicating that 16 features are too few to faithfully represent the system.



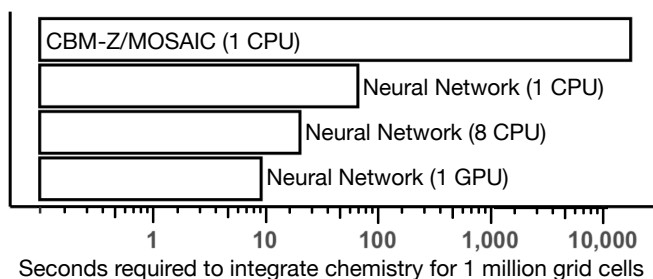
**Figure 5.** Test-set RMSE for ozone as a function of the number of compressed features used by the dynamic operator (shown in Figure 1). Bars represent the median and 95% confidence interval of RMSE for 6 nominally identical versions of ML model (results differ owing to stochastic GPU operations). RMSE calculations for all models use the same 1 million randomly initialized test simulations.

Although the best model performance is for a latent space with 64 features, we are able to compress the 101-dimensional system down into a latent representation of 16 features without considerable loss in performance. Figure S10 and Table S13 show that the dominant components of each of the features in our 16-feature ozone specialized model. In some cases, it is possible to physically interpret makeup of these latent features, for example those containing large contributions from chemical species known to regulate tropospheric ozone formation such as HO and HO<sub>2</sub> (feature #9) and NO (feature #12). However, other features are not as readily interpretable.

### 3.5 Computational performance

Figure 6 shows that our ML model performs integration steps  $\sim 260\times$  faster than CBM-Z/MOSAIC when running on the same hardware (Table S16). The ML model is also able to perform multiple simulations in parallel in the same computer operating system process using either a multi-core CPU or a GPU. When using the GPU, the ML model is  $\sim 1900\times$  faster than CBM-Z/MOSAIC.

Although Figure 6 shows the amount of time required to integrate one time step, time steps for the ML model are much longer than for CBM-Z/MOSAIC—1 hour vs. 5 minutes, respectively. Additionally, part of the time required by the ML model is for running the encoder and decoder, which may not need to be run in every step of an extended simulation. If we compare the time required to perform a 24-hour simulation instead of a single integration step, the ML model is  $\sim 3700\times$  faster than CBM-Z/MOSAIC when using the same hardware.



**Figure 6.** CBM-Z/MOSAIC and neural network timing results. Time required for one million independent integration steps using either CBM-Z/MOSAIC using one CPU core, the neural network model using one or eight CPU cores, or the neural network model using one GPU. Model run times are in Table S16.



## 4. Conclusions

As discussed above, our overarching goal is to create a fast, accurate, stable and general machine-learned representation of atmospheric chemistry—one that can make accurate, long-term predictions in a wide range of atmospheric environments. The results here represent a step toward that goal.

Our ML model integrates the CBM-Z/MOSAIC chemical system 260× faster (with a GPU: ~1900×) than the standard numerical solver. The neural network model contains an encoder that can compress the 101 chemical species in the mechanism to as few as 16 features, which could potentially reduce the working memory requirements of ESMs and AQMs and reduce the computational intensity of the non-chemistry model operations. Future work is needed to confirm whether the compressed features we create can be compatible with the other operators—such as advection—in an ESM or AQM.

Predictive accuracy varies by chemical species; for ozone, with initial concentrations ranging from 0–70 ppb, neural network predictions differed from CBM-Z/MOSAIC predictions over 24 hours with median absolute error of 2.7 ppb. In 90% of all comparisons, absolute errors were less than 8.1 ppb and in 99% of all comparisons, absolute errors were less than 18.7 ppb. The maximum absolute error encountered is 40.6 ppb, with the largest errors occurring as underpredictions of some of the most extreme concentration fluctuations predicted by CBM-Z/MOSAIC. Perhaps these large prediction errors in a small minority of cases result from the use of random initial conditions at locations in parameter space that would be unlikely to occur in the real atmosphere. Using ESM or AQM simulations to generate the training data set would avoid these unrealistic conditions but doing so would also reduce the generality of the resulting ML model. Exploring these tradeoffs is an area for future research.

Regardless, within the time domain of interest, error growth is limited: the recursive training regime described here reduces the numerical instability (i.e., exponential error propagation) encountered in previous studies (Keller & Evans, 2019; Kelp et al., 2018)—an important advancement.

We train and test our ML surrogate models using independent, uniformly distributed noise within typical atmospheric ranges as initial conditions for CBM-Z/MOSAIC simulations. Because of this, if we were to implement the models shown here in an ESM or AQM, we would expect them to perform with accuracy similar to the results shown here as long as model concentrations stay within the ranges of initial conditions in our training datasets. This approach makes clear which points in parameter space are represented in the training and testing data; models could easily be programmed to halt if concentrations ever exceed those ranges. If successful, this approach will create models that are more general than is possible using alternative methods of creating training datasets that include correlations between variables which make it much more difficult for an ESM or AQM to determine whether a given location in the parameter space was well-represented in the training and testing data.

Although the results here represent a step forward from previous literature, work still remains to reach the overarching goal described above. Firstly, although we create models that can emulate

longer-duration simulations than they are trained on, they still tend to become numerically unstable if the simulation is made long enough (Figure S8). We hypothesize this instability may happen because the simulated concentrations of some species in CBM-Z/MOSAIC tend to drift farther and farther from the densely sampled initial concentration range the longer the simulation continues, thereby requiring the ML model to make predictions in parts of the parameter space where it has not seen many training examples. If this is the case, fixing the issue may be as simple as generating the training data in a way that constrains simulated concentrations within the initial ranges. Nevertheless, this current ML framework curtails error propagation over short integration windows and may offer promise for applications of short-term forecasting and chemical data assimilation.

Secondly, we find that training our ML models on longer-duration simulations increases their numerical stability, but also reduces their ability to accurately predict the large concentration changes that often occur at the very beginning of the simulations (Figure 3b and e). It is possible that using an ML model architecture with a specialized inductive bias may make it easier to learn dynamics across multiple time scales.

Finally, although we hypothesize that our model training procedure will result in chemistry models that work in an ESM or AQM with performance similar to that shown here, future work is required to implement models such as those presented here in ESMs and AQMs and evaluate their performance under more realistic conditions.

### **Acknowledgments, Samples, and Data**

This publication was developed as part of the Center for Air, Climate and Energy Solutions (CACES), which was supported under Assistance Agreement No. R835873 awarded by the U.S. Environmental Protection Agency. It has not been formally reviewed by EPA. The views expressed in this document are solely those of authors and do not necessarily reflect those of the Agency. EPA does not endorse any products or commercial services mentioned in this publication.

Neural network model code is available at <https://zenodo.org/record/3711059#.Xm0xrhNKjfZ>. All training and testing data used to construct the ML model (~80 GB) is available upon request from the corresponding author.

## References

- Abadi, M., Agarwal, A., Barham, P., Brevdo, E., Chen, Z., Citro, C., et al. (2016a), TensorFlow: Large-scale machine learning on heterogeneous distributed systems, arXiv:1603.04467
- Abadi, M., Barham, P., Chen, J., Chen, Z., Davis, A., Dean, J., et al. (2016b), TensorFlow: A system for large-scale machine learning, paper presented at 12th USENIX Symposium on Operating Systems Design and Implementation (OSDI 16), USENIX Association.
- Apte, J. S., Bombrun, E., Marshall, J. D., & Nazaroff, W. W. (2012), Global intraurban intake fractions for primary air pollutants from vehicles and other distributed sources, *Environmental Science & Technology*, 46(6), 3415-3423, <https://doi.org/10.1021/es204021h>
- Bar-Sinai, Y., Hoyer, S., Hickey, J., & Brenner, M. P. (2019), Learning data-driven discretizations for partial differential equations, *Proceedings of the National Academy of Sciences*, 116(31), 15344-15349, <https://doi.org/10.1073/pnas.1814058116>
- Bare, J. C. (2002), Traci, *Journal of Industrial Ecology*, 6(3-4), 49-78, <https://doi.org/10.1162/108819802766269539>
- Boucher, O., Moulin, C., Belviso, S., Aumont, O., Bopp, L., Cosme, E., et al. (2003), DMS atmospheric concentrations and sulphate aerosol indirect radiative forcing: a sensitivity study to the DMS source representation and oxidation, *Atmospheric Chemistry and Physics*, 3(1), 49-65, <https://doi.org/10.5194/acp-3-49-2003>
- Brasseur, G. P., & Jacob, D. J. (2017), Modeling of atmospheric chemistry, Cambridge University Press.
- Bravo, H., Sosa, R., Sánchez, P., Bueno, E., & González, L. (2002), Concentrations of benzene and toluene in the atmosphere of the southwestern area at the Mexico City Metropolitan Zone, *Atmospheric Environment*, 36(23), 3843-3849, [https://doi.org/10.1016/S1352-2310\(02\)00292-3](https://doi.org/10.1016/S1352-2310(02)00292-3)
- Brenowitz, N. D., & Bretherton, C. S. (2018), Prognostic validation of a neural network unified physics parameterization, *Geophysical Research Letters*, 45(12), 6289-6298, <https://doi.org/10.1029/2018gl078510>
- Champion, K., Lusch, B., Kutz, J. N., & Brunton, S. L. (2019), Data-driven discovery of coordinates and governing equations, arXiv:1904.02107
- Chollet, F. (2017) Keras, <https://github.com/fchollet/keras>
- Corrêa, S. M., & Arbilla, G. (2005), Formaldehyde and acetaldehyde associated with the use of natural gas as a fuel for light vehicles, *Atmospheric Environment*, 39(25), 4513-4518, <https://doi.org/10.1016/j.atmosenv.2005.03.042>
- Davis, S., Talbot, R., Mao, H., & Neuman, J. (2014), Meteorological influences on trace gas transport along the north atlantic coast during ICARTT 2004, *Atmosphere*, 5(4), 973, <https://doi.org/10.3390/atmos5040973>
- Delhomme, O., Morville, S., & Millet, M. (2010), Seasonal and diurnal variations of atmospheric concentrations of phenols and nitrophenols measured in the Strasbourg area, France, *Atmospheric Pollution Research*, 1(1), 16-22, <https://doi.org/10.5094/APR.2010.003>
- Erichson, N. B., Muehlebach, M., & Mahoney, M. W. (2019), Physics-informed autoencoders for lyapunov-stable fluid flow prediction, arXiv:1905.10866
- Fann, N., Fulcher, C. M., & Hubbell, B. J. (2009), The influence of location, source, and emission type in estimates of the human health benefits of reducing a ton of air pollution, *Air Quality, Atmosphere & Health*, 2(3), 169-176, <https://doi.org/10.1007/s11869-009-0044-0>
- González Abad, G., Allen, N. D. C., Bernath, P. F., Boone, C. D., McLeod, S. D., Manney, G. L., et al. (2011), Ethane, ethyne and carbon monoxide concentrations in the upper troposphere

and lower stratosphere from ACE and GEOS-Chem: a comparison study, *Atmospheric Chemistry and Physics*, 11(18), 9927-9941, <https://doi.org/10.5194/acp-11-9927-2011>

Grosjean, E., & Grosjean, D. (1998), Formation of ozone in urban air by photochemical oxidation of hydrocarbons: captive air experiments in Porto Alegre, RS, *Journal of the Brazilian Chemical Society*, 9, 131-143, <https://doi.org/10.1590/S0103-50531998000200004>

He, K., Zhang, X., Ren, S., & Sun, J. (2015), Deep residual learning for image recognition, *Conference on Computer Vision and Pattern Recognition*, arXiv:1512.03385.

Head, T., MechCoder, Louppe, G., Shcherbatyi, I., fcharras, Vinícius Z., et al. (2018), scikit-optimize/scikit-optimize: v0.5.2

Heo, J., Adams, P. J., & Gao, H.O. (2016), Reduced-form modeling of public health impacts of inorganic PM<sub>2.5</sub> and precursor emissions, *Atmospheric Environment*, 137, 80-89, <https://doi.org/10.1016/j.atmosenv.2016.04.026>

Hochreiter, S., & Schmidhuber, J. (1997), Long short-term memory, *Neural Computation*, 9(8), 1735-1780, <https://doi.org/10.1162/neco.1997.9.8.1735>

Hu, L., Keller, C. A., Long, M.S., Sherwen, T., Auer, B., Da Silva, A., et al. (2018), Global simulation of tropospheric chemistry at 12.5 km resolution: performance and evaluation of the GEOS-Chem chemical module (v10-1) within the NASA GEOS Earth system model (GEOS-5 ES), *Geoscientific Model Development*, 11(11), 4603-4620, <https://doi.org/10.5194/gmd-11-4603-2018>

Industrial Economics (2019), Evaluating reduced-form tools for estimating air quality benefits, (Technical Report).

Ioffe, S. & Szegedy, C. (2015), Batch normalization: Accelerating deep network training by reducing internal covariate shift. arXiv:1502.03167

Karpatne, A., Watkins, W., Read, J., & Kumar, V. (2017), Physics-guided neural networks (PGNN): an application in lake temperature modeling, arXiv:1710.11431

Keller, C. A., & Evans, M. J. (2019), Application of random forest regression to the calculation of gas-phase chemistry within the GEOS-Chem chemistry model v10, *Geoscientific Model Development*, 12(3), 1209-1225, <https://doi.org/10.5194/gmd-12-1209-2019>

Kelp, M. M., Tessum, C. W., & Marshall, J. D. (2018), Orders-of-magnitude speedup in atmospheric chemistry modeling through neural network-based emulation, arXiv:1808.03874

Kim, B., Azevedo, V.C., Thuerey, N., Kim, T., Gross, M., & Solenthaler, B., (2018), Deep fluids: A generative network for parameterized fluid simulations, arXiv:1806.02071

Kingma, D. P., & Ba, J. (2014), Adam: a method for stochastic optimization, arXiv:1412.6980

Kramer, M. A. (1991), Nonlinear principal component analysis using autoassociative neural networks, *AIChE Journal*, 37(2), 233-243, <https://doi.org/10.1002/aic.690370209>

Lee, K., & Carlberg, K. (2018), Model reduction of dynamical systems on nonlinear manifolds using deep convolutional autoencoders, arXiv:1812.08373

Li, M., Soltanolkotabi, M., & Oymak, S. (2019), Gradient descent with early stopping is provably robust to label noise for overparameterized neural networks, arXiv:1903.11680

Lu, D., & Ricciuto, D. (2019), Efficient surrogate modeling methods for large-scale Earth system models based on machine-learning techniques, *Geoscientific Model Development*, 12(5), 1791-1807, <https://doi.org/10.5194/gmd-12-1791-2019>

Lusch, B., Kutz, J. N., & Brunton, S. L., (2018), Deep learning for universal linear embeddings of nonlinear dynamics, *Nature Communications*, 9(1), 4950, <https://doi.org/10.1038/s41467-018-07210-0>

McCulloch, W. S., & Pitts, W., (1943), A logical calculus of the ideas immanent in nervous activity, *The Bulletin of Mathematical Biophysics*, 5(4), 115-133, <https://doi.org/10.1007/bf02478259>

McGibbon, J., & Bretherton, C. S. (2019), Single-column emulation of reanalysis of the northeast pacific marine boundary layer, *Geophysical Research Letters*, 46(16), 10053-10060, <https://doi.org/10.1029/2019gl083646>

McLaren, R., Wojtal, P., Majonis, D., McCourt, J., Halla, J. D., & Brook, J. (2010), NO<sub>3</sub> radical measurements in a polluted marine environment: Links to ozone formation, *Atmospheric Chemistry and Physics*, 10(9), 4187-4206, <https://doi.org/10.5194/acp-10-4187-2010>

Mikkonen, S., Romakkaniemi, S., Smith, J. N., Korhonen, H., Petäjä, T., Plass-Duelmer, C., et al. (2011), A statistical proxy for sulphuric acid concentration, *Atmospheric Chemistry and Physics*, 11(21), 11319-11334, <https://doi.org/10.5194/acp-11-11319-2011>

Müller, J.-F., Liu, Z., Nguyen, V. S., Stavrou, T., Harvey, J. N., & Peeters, J. (2016), The reaction of methyl peroxy and hydroxyl radicals as a major source of atmospheric methanol, *Nature Communications*, 7, 13213, <https://doi.org/10.1038/ncomms13213>

Muller, N. Z. (2014), Boosting GDP growth by accounting for the environment, *Science*, 345(6199), 873-874, <https://doi.org/10.1126/science.1253506>

National Research Council (2012), A national strategy for advancing climate modeling, National Academies Press.

National Research Council (2016), The future of atmospheric chemistry research: Remembering yesterday, understanding today, anticipating tomorrow, National Academies Press.

Pan, S., & Duraisamy, K. (2019), Physics-informed probabilistic learning of linear embeddings of non-linear dynamics with guaranteed stability, arXiv:1906.03663.

Petersson, G. (1988), High ambient concentrations of monoterpenes in a Scandinavian pine forest, *Atmospheric Environment* (1967), 22(11), 2617-2619, [https://doi.org/10.1016/0004-6981\(88\)90497-0](https://doi.org/10.1016/0004-6981(88)90497-0)

Raissi, M., Perdikaris, P., & Karniadakis, G. E. (2017), Physics informed deep learning (Part II): Data-driven discovery of nonlinear partial differential equations, arXiv:1711.10566

Rasp, S., Pritchard, M. S., & Gentine, P. (2018), Deep learning to represent subgrid processes in climate models, *Proceedings of the National Academy of Sciences*, 115(39), 9684-9689, <https://doi.org/10.1073/pnas.1810286115>

Regazzoni, F., Dedè, L., & Quarteroni, A. (2019), Machine learning for fast and reliable solution of time-dependent differential equations, *Journal of Computational Physics*, 397, 108852, <https://doi.org/10.1016/j.jcp.2019.07.050>

Reichstein, M., Camps-Valls, G., Stevens, B., Jung, M., Denzler, J., Carvalhais, N., et al. (2019), Deep learning and process understanding for data-driven Earth system science, *Nature*, 566(7743), 195-204, <https://doi.org/10.1038/s41586-019-0912-1>

Santillana, M., Le Sager, P., Jacob, D. J., & Brenner, M. P. (2010), An adaptive reduction algorithm for efficient chemical calculations in global atmospheric chemistry models, *Atmospheric Environment*, 44(35), 4426-4431, <https://doi.org/10.1016/j.atmosenv.2010.07.044>

Santurkar, S., Tsipras, D., Ilyas, A., & Madry, A. (2018), How Does Batch Normalization Help Optimization?, arXiv:1805.11604

Schmidhuber, J. (2015), Deep learning in neural networks: An overview, *Neural Networks*, 61, 85-117, <https://doi.org/10.1016/j.neunet.2014.09.003>

Srivastava, N., Hinton, G., Krizhevsky, A., Sutskever, I., & Salakhutdinov, R. (2014), Dropout: a simple way to prevent neural networks from overfitting, *Journal Machine Learning Research*, 15(1), 1929-1958

Stewart, R., & Ermon, S. (2016), Label-free supervision of neural networks with physics and domain knowledge, arXiv:1609.05566.

Tessum, C. W., Hill, J. D., & Marshall, J. D. (2017), InMAP: A model for air pollution interventions, *PLOS ONE*, 12(4), e0176131, <https://doi.org/10.1371/journal.pone.0176131>

Theis, T. N., & Wong, H.-S. P. (2017), The End of Moore's Law: A New Beginning for Information Technology, *Computing in Science & Engineering*, 19(2), 41-50, <https://doi.org/10.1109/mcse.2017.29>

U. S. EPA (2006), Air quality criteria for ozone and related photochemical oxidants (Final Report, 2006), U.S. Environmental Protection Agency, Washington, DC.

U. S. EPA (2009), Integrated Science Assessment (ISA) For Particulate Matter (Final Report, Dec 2009), U.S. Environmental Protection Agency, Washington DC.

Wang, J.-X., Wu, J., Ling, J., Iaccarino, G., & Xiao, H. (2017), A comprehensive physics-informed machine learning framework for predictive turbulence modeling, arXiv:1701.07102

Wang, S., Nan, J., Shi, C., Fu, Q., Gao, S., Wang, D., et al. (2015), Atmospheric ammonia and its impacts on regional air quality over the megacity of Shanghai, China, *Scientific Reports*, 5, 15842, <https://doi.org/10.1038/srep15842>

Webb, A. J., Bösch, H., Parker, R. J., Gatti, L. V., Gloor, E., Paul I. Palmer, P. L., et al. (2016), CH<sub>4</sub> concentrations over the Amazon from GOSAT consistent with in situ vertical profile data, *Journal of Geophysical Research: Atmospheres*, 121(18), 11,006-011,020, <https://doi.org/10.1002/2016JD025263>

Wennberg, P. O., Hanisco, T. F., Jaeglé, L., Jacob, D. J., Hints, E. J., Lanzendorf, E. J., et al. (1998), Hydrogen radicals, nitrogen radicals, and the production of O<sub>3</sub> in the upper troposphere, *Science*, 279(5347), 49-53, <https://doi.org/10.1126/science.279.5347.49>

Whitehouse, L. E., Tomlin, A. S., & Pilling, M. J. (2004), Systematic reduction of complex tropospheric chemical mechanisms, Part I: Sensitivity and time-scale analyses, *Atmospheric Chemistry and Physics*, 4(7), 2025-2056, <https://doi.org/10.5194/acp-4-2025-2004>

Xie, Y., Franz, E., Chu, M., & Thuerey, N. (2018), tempoGAN: A temporally coherent, volumetric GAN for super-resolution fluid flow, arXiv:1801.09710.

You, K., Long, M., Wang, J., & Jordan, M. I. (2019), How does learning rate decay help modern neural networks?, arXiv:1908.01878

Zaveri, R. A., Easter, R. C., Fast, J. D., & Peters, L. K. (2008), Model for Simulating Aerosol Interactions and Chemistry (MOSAIC), *Journal of Geophysical Research: Atmospheres*, 113(D13), <https://doi.org/10.1029/2007JD008782>

Zaveri, R. A., & Peters, L. K. (1999), A new lumped structure photochemical mechanism for large-scale applications, *Journal of Geophysical Research: Atmospheres*, 104(D23), 30387-30415, <https://doi.org/10.1029/1999JD900876>