

1 **Understanding the role of biodiversity in the climate, food, water, energy,**  
2 **transport and health nexus in Europe**

3

4 HyeJin Kim<sup>1</sup>, Anita Lazurko<sup>1</sup>, George Linney<sup>1</sup>, Lindsay Maskell<sup>1</sup>, Elizabeth Díaz-General<sup>2</sup>, Romana  
5 Jungwirth Březovská<sup>3</sup>, Hans Keune<sup>4</sup>, Chrysi Laspidou<sup>5,6</sup>, Henna Malinen<sup>7</sup>, Soile Oinonen<sup>7</sup>, Joanna  
6 Raymond<sup>2</sup>, Mark Rounsevell<sup>2,8,9</sup>, Simeon Vaňo<sup>3,10</sup>, Marina Demaria Venâncio<sup>11</sup>, Alejandrina Viesca-  
7 Ramirez<sup>3</sup>, Ayesha Wijesekera<sup>11</sup>, Katie Wilson<sup>11</sup>, Konstantinos Ziliaskopoulos<sup>5,12</sup>, Paula A. Harrison<sup>1</sup>

8

9 <sup>1</sup>UK Centre for Ecology and Hydrology, Lancaster Environment Centre, Library Avenue, Bailrigg,  
10 Lancaster, LA1 4AP, UK

11 <sup>2</sup>Institute of Meteorology and Climate Research, Atmospheric Environmental Research (IMK-IFU),  
12 Karlsruhe Institute of Technology Garmisch-Partenkirchen, Germany

13 <sup>3</sup>Global Change Research Institute of the Czech Academy of Sciences, Bělidla 986/4a, 603 00 Brno,  
14 Czech Republic

15 <sup>4</sup>Chair Care and the Natural Living Environment, Department of Family medicine and population  
16 health, Faculty of Medicine and Health Sciences, University of Antwerp, Prinsstraat 13, 2000  
17 Antwerpen, Belgium

18 <sup>5</sup>Civil Engineering, University of Thessaly, Volos 38334, Greece

19 <sup>6</sup>Sustainable Development Unit, ATHENA Research Center, Marousi 15125, Greece

20 <sup>7</sup>Finnish Environment Institute, Latokartanonkaari 11, 00790 Helsinki, Finland

21 <sup>8</sup>Institute for Geography & Geo-ecology, Karlsruhe Institute of Technology, Karlsruhe, Germany

22 <sup>9</sup>School of Geosciences, University of Edinburgh, Edinburgh, UK

23 <sup>10</sup>Department of Ecology and Environmental Sciences, Constantine the Philosopher University in  
24 Nitra, Tr. A. Hlinku 1, 94974 Nitra, Slovakia

25 <sup>11</sup>United Nations Environment Programme World Conservation Monitoring Centre, United Kingdom.

26 <sup>12</sup>Department of Environmental Sciences, University of Thessaly, Larissa 41500, Greece

27

28 Correspondence: HyeJin Kim [hkim@ceh.ac.uk](mailto:hkim@ceh.ac.uk) , Paula Harrison [paulaharrison@ceh.ac.uk](mailto:paulaharrison@ceh.ac.uk)

29

30 *This paper is a non-peer reviewed preprint submitted to EarthArXiv.*

31 **Abstract**

32 Biodiversity underpins the functioning of ecosystems and the diverse benefits that nature provides  
33 to people, yet is being lost at an unprecedented rate. To halt or reverse biodiversity loss, it is critical  
34 to understand the complex interdependencies between biodiversity and key drivers and sectors to  
35 inform the development of holistic policies and action. We conducted a literature review on the  
36 interlinkages between biodiversity and climate change, food, water, energy, transport and health  
37 ("the biodiversity nexus"). Evidence extracted from 194 peer-reviewed articles was analysed to  
38 assess how biodiversity is being influenced by and is influencing climate, food, water, energy,  
39 transport and health. Out of the 354 interlinkages evidenced between biodiversity and other nexus  
40 elements in the review, 53% were negative, 29% were positive and 18% contained both positive and  
41 negative influences. Most studies provide evidence of the negative influence of the nexus elements  
42 on biodiversity, highlighting the substantial damage being inflicted on nature from human activities.  
43 The main types of negative impacts were related to land or water use/change, land or water  
44 degradation, direct species fatalities through collisions with infrastructure, and climate change.  
45 Alternatively, evidence of biodiversity having a negative influence on the other nexus elements is  
46 mainly limited to the effects of invasive alien species and vector-borne disease. Furthermore, a  
47 range of studies provided evidence of how co-benefits could be achieved between biodiversity and  
48 other nexus elements, such as through agroecological practices, green and blue infrastructure,  
49 nature-based solutions, ecosystem restoration and sustainable diets. The review highlighted the  
50 complexity and context-dependency of interlinkages within the biodiversity nexus, but clearly  
51 demonstrates the importance of biodiversity in underpinning human well-being and ensuring a  
52 sustainable future for people and the planet.

53

54 Key Messages

- 55 • Biodiversity plays a critical underpinning role in nexus interlinkages among climate, food,  
56 water, energy, transport and health.
- 57 • Previous research focused heavily on negative impacts of the nexus elements on biodiversity  
58 and there is much less evidence of negative impacts of biodiversity on the other nexus  
59 elements.
- 60 • There is evidence that biodiversity has positive impacts on these nexus elements, but more  
61 studies are needed.
- 62 • Evidence from nexus studies can inform the development of holistic policy and management  
63 options that aim to promote co-benefits between biodiversity and the other nexus elements.
- 64 • Biodiversity nexus evidence needs to be contextualized in the local context where it is being  
65 used given different ecosystems, environmental conditions, pressures and drivers at play.

66

67 Keywords: biodiversity, nexus, conservation, sustainability, policy coherence, Europe

## 68 1. Introduction

69 Biodiversity supports and sustains life on Earth and underpins the functioning of ecosystems and the  
70 diverse benefits that nature provides to people (Brauman et al., 2020; Cardinale et al., 2012; IPBES,  
71 2019). It plays a crucial role in the achievement of sustainability outcomes related to food and water  
72 security, health and wellbeing, and climate change mitigation and adaptation, among others  
73 (Moreno Vargas et al., 2023; Newell, 2023; Ortiz et al., 2021; Sietz & Neudert, 2022; Stoy et al.,  
74 2018). Ranging in organismal levels from genes to species and ecosystems, biodiversity contributes  
75 directly or indirectly to the achievement of all 17 Sustainable Development Goals (SDGs),  
76 encompassing a broad range of ecological and societal wellbeing ambitions set to be achieved by  
77 2030 (Blicharska et al., 2019; Liu et al., 2018; Petersson & Stoett, 2022; Robinson, 2017). Yet,  
78 biodiversity is being lost worldwide at unprecedented rates due to human activities, with more than  
79 one million species threatened by extinction (Bellard et al., 2022; Hochkirch et al., 2023; IPBES,  
80 2019).

81 The Intergovernmental science-policy Platform on Biodiversity and Ecosystem Services (IPBES),  
82 established in 2010, has raised attention to the importance of biodiversity and the urgent need to  
83 halt and reverse biodiversity loss. However, although the biodiversity crisis is now widely known,  
84 policy has been unable to arrest the decline, with much of this failure being attributed to a lack of  
85 mainstreaming of biodiversity in public policy across sectors (Rounsevell et al. 2020). Recent  
86 assessments and workshop reports from IPBES – Global Assessment (IPBES 2019), Biodiversity and  
87 Pandemics report (IPBES 2020), and Biodiversity and Climate Change report (IPBES 2021) – all point  
88 to the importance of holistic policy and governance that addresses challenges across sectors in an  
89 integrated way to identify opportunities for synergistic action that benefits both nature and people  
90 (IPBES, 2019, 2020; Pörtner et al., 2021). This has been recognised by IPBES in the initiation of the  
91 Nexus Assessment focusing on the interlinkages among biodiversity, water, food, health and climate  
92 change, which is planned to be published in 2024. In addition, a cross-sectoral approach for  
93 achieving conservation and sustainability is being increasingly embedded in regional and global  
94 policy frameworks, e.g. the SDGs (refs); the Kunming-Montreal Global Biodiversity Framework (CBD  
95 Secretariat, 2022; Leadley et al., 2022) and the European Green Deal (European Commission DG  
96 Environment, 2021; Paleari, 2024).

97 Nexus studies provide evidence that is essential for transforming governance away from typically  
98 siloed decision-making, where single sector policies are developed and implemented in isolation,  
99 towards holistic decision-making that aims to foster synergies and co-benefits across sectors, whilst  
100 minimizing or avoiding trade-offs or unintended consequences (Müller et al., 2015; Pascual et al.,  
101 2022). Recognising and understanding the underpinning role of biodiversity in nexus studies is key to  
102 mainstreaming biodiversity across policies and improving policy coherence so that “*biodiversity is  
103 valued, conserved, restored and wisely used, maintaining ecosystem services, sustaining a healthy  
104 planet and delivering benefits essential for all people*”, in line with the vision of the Kunming-  
105 Montreal Global Biodiversity Framework of living in harmony with nature (Moreno Vargas et al.,  
106 2023; Stoy et al., 2018; Subedi et al., 2020). To do this, nexus research and practice need to be  
107 diversified to provide evidence on how policies and actions oriented towards biodiversity restoration  
108 and conservation can provide co-benefits for other sectors, and whether policies and actions in  
109 other sectors impact on biodiversity positively or negatively (Gomez-Echeverri, 2018; Kim et al.,  
110 2021; Pascual et al., 2022; Sietz & Neudert, 2022).

111 The scientific literature on nexus studies has grown rapidly over the last few decades (Estoque,  
112 2023). Many previous nexus studies focused on two-way nexus studies, such as food-energy (Sachs  
113 & Silk, 1990) or water-energy (Malik, 2002) or on three-way nexus studies, with the water-energy-

114 food nexus being particularly dominant (Bian & Liu, 2021; Carvalho et al., 2022; Lucca et al., 2023).  
115 However, the complexity and diversity of applications of the nexus approach has recently expanded  
116 (Estoque, 2023). These studies tend to expand upon the water-energy-food nexus by adding new  
117 elements, including climate change (Adeola et al., 2022; Hirwa et al., 2021; Ioannou & Laspidou,  
118 2022), land use (Jaroenkietkajorn & Gheewala, 2021; Kati et al., 2021; Laspidou et al., 2019; Sietz &  
119 Neudert, 2022), and health (Astell-Burt et al., 2022; Hirwa et al., 2021; Newell, 2023; OHHLEP et al.,  
120 2022). The inclusion of biodiversity and its interlinkages with other sectors (i.e., the biodiversity  
121 nexus) has also started to gain traction more recently in terms of studies focused on the water-  
122 energy-food-ecosystem nexus (Carmona-Moreno et al., 2021; Cristiano et al., 2021; UNECE, 2015),  
123 the water-energy-food-biodiversity nexus (Moreno Vargas et al., 2023; Stoy et al., 2018; Subedi et  
124 al., 2020) or more broadly in terms of the water-energy-food-environment nexus (Hellegers et al.,  
125 2008). Despite these recent extensions of nexus applications, studies covering greater than three-  
126 way nexus interactions, and studies focusing on three-way nexuses other than water-energy-food,  
127 remain relatively rare.

128 The nexus studies to date that incorporate some consideration of biodiversity review evidence using  
129 diverse frameworks, approaches, methods and sources from a broad range of disciplines. These  
130 include studies with a specific focus on a country (e.g., pressure of the marine system on food-  
131 energy-water nexus in China, Zhu et al., 2021), a region (e.g., water-energy-food-ecosystem nexus in  
132 the Mediterranean, Lucca et al., 2023), a system (e.g. water-energy-food nexus in biodiversity  
133 conservation for transition in the agriculture system, Moreno Vargas et al., 2023) or a topic (e.g.  
134 urban greenroofs in water-energy-food nexus, Cristiano et al., 2021). These reviews show the new  
135 and emerging research on the biodiversity nexus, but also highlight that it is currently limited to a  
136 few regions, systems and topics, and highly focused on slight augmentations or interpretations of  
137 the water-food-energy nexus. In addition, other nexus studies have focused on negative sectoral  
138 impacts on biodiversity (Green et al., 2019; Sonter et al., 2020) and negative climate impacts on a  
139 range of sectors, including biodiversity (Adeola et al., 2022; Ioannou & Laspidou, 2022). However,  
140 few studies demonstrate the potential of the nexus approach for understanding the positive  
141 influence of biodiversity on other sectors, which will be vital for mainstreaming biodiversity  
142 considerations across sectors and providing evidence on how biodiversity can support  
143 transformative pathways towards sustainable futures.

144 Amid growing attention to nexus thinking in research and policy, there is a need for more  
145 comprehensive and integrated evidence on the biodiversity nexus to understand the role  
146 biodiversity plays in nexus interactions across sectors or domains of relevance to conservation,  
147 climate change, sustainability and human wellbeing. This review responds to this research gap and  
148 aims to synthesize evidence on the current state of knowledge on the nexus between biodiversity  
149 and six other elements – climate, food, water, energy, transport and health – focusing on Europe. It  
150 poses the research question: how is biodiversity influencing and influenced by climate, food, water,  
151 energy, transport and health? The review synthesises information on multiple directions and types  
152 of influences (i.e., influencing and influenced, positive and negative) across the seven nexus  
153 elements to improve understanding of the complex system dynamics represented by higher-order  
154 interlinkages (i.e. beyond two-way) within the biodiversity nexus.

155

## 156 **2. Methods**

### 157 *2.1 The literature review database*

158 A literature review was conducted to identify peer-reviewed studies that considers three-way  
159 interlinkages between biodiversity and at least two other nexus elements, with a focus on literature  
160 regarding the European continent. This included ten combinations of three-way nexus interlinkages  
161 with biodiversity: Biodiversity-Energy-Food (BEF), Biodiversity-Energy-Health (BEH), Biodiversity-  
162 Energy-Transport (BET), Biodiversity-Energy-Water (BEW), Biodiversity-Food-Health (BFH),  
163 Biodiversity-Food-Transport (BFT), Biodiversity-Food-Water (BFW), Biodiversity-Health-Transport  
164 (BHT), Biodiversity-Health-Water (BHW), and Biodiversity-Transport-Water (BTW).

165 We used the Web of Science online literature search engine and the R package LitsearchR to identify  
166 potentially relevant key terms for each of the seven nexus elements (biodiversity, climate change,  
167 energy, food, health, transport, water) and for terms related to “nexus”. These were subsequently  
168 ranked using expert elicitation by the author team and combined with terms representing the  
169 geographical region (i.e., Europe) to derive a set of search strings (see Supplementary Material A,  
170 Tables S1, S2). Climate change was not explicitly included in the searches associated with the ten  
171 three-way nexus interlinkages as it was anticipated that climate change would be included in many  
172 of the articles identified. This was found to be the case, with climate change being part of about half  
173 (49%) of the 194 studies included in the review.

174 The search revealed 2,633 articles from the Web of Science, of which 1,185 articles passed an initial  
175 screening focused on title and abstract and 122 passed a second screening of the full articles.  
176 Criteria for both screenings were that the study should contain a clear link to biodiversity and  
177 between biodiversity and the two nexus elements, as well as information on the direction and  
178 magnitude of the interlinkages. We aimed to identify 20 articles per three-way nexus interlinkage to  
179 ensure consistent coverage of the ten three-way nexuses. Hence, additional refined searches were  
180 undertaken for those three-way interlinkages for which less than 20 eligible articles were found from  
181 the standard search (see Supplementary Material A). The final literature database included 200  
182 studies; 20 for each nexus, with exceptions of 22 for Biodiversity-Health-Water and 18 for  
183 Biodiversity-Transport-Water. The former was due to over-submission and the latter due to lack of  
184 literature. The 200 reviews were based on 194 articles with six articles that were relevant for two of  
185 the three-way nexus interlinkages and hence are counted twice in the total (see Supplementary  
186 Material A Figure S1 and Table S1 for details on the literature count, the eligibility steps and selection  
187 criteria). In addition, we searched for literature that integrates Indigenous knowledge through both  
188 standard search on the Web of Science and refined search using additional sources (see Additional  
189 literature searches section of the Supplementary Material A. Methodology).

190 The selected articles were reviewed using a common template (see Supplementary Material B for  
191 review questionnaire, Supplementary Material C for the list of literature). An annotated Causal Loop  
192 Diagram was drawn for each article to provide an overview of all nexus interlinkages covered in the  
193 study under consideration, including and beyond the three-way interlinkage (i.e., biodiversity and  
194 two other nexus elements). In addition, the following information was captured for each article: 1)  
195 spatial scale of the nexus described in the study, 2) temporal scale over which the impacts from the  
196 nexus interlinkages manifested, 3) realm (i.e., freshwater, marine, terrestrial), 4) species group, 5)  
197 ecosystems, 6) inclusion of climate in the study, 7) additional nexus elements, drivers or  
198 intermediaries beyond biodiversity, food, water, health, energy, transport and climate (e.g.,  
199 pollution), 8) direct or indirect bi-directional impacts between two nexus elements, 9) positive or  
200 negative direction of these impacts, 10) magnitude of these impacts (scale of 1 to 5), 11) indicators  
201 used to assess these impact relationships, 12) overall outcome of the nexus interlinkages including  
202 synergies and trade-offs, 13) drivers mentioned in the study, 14) engagement of stakeholders and  
203 indigenous knowledge, 15) mention of policy goals including the Sustainable Development Goals

204 (SDGs), the Kunming-Montreal Global Biodiversity Framework, the Paris Agreement and others, and  
205 16) strength of evidence (scale of 1 to 5). Items (8) to (11) were repeated for all bi-directional  
206 impacts specified in the Causal Loop Diagram to capture the complexity of higher-order (beyond  
207 two-way) interactions. Detailed methodological steps, including the quality assurance of the review,  
208 are described in the Supplementary Material A.

## 209 *2.2 Analysing the literature database*

### 210 *2.2.1 Three-way interlinkages*

211 The impact relations between the three nexus elements were analysed in terms of the direction and  
212 magnitude of bi-directional impacts and visualised in a 3-dimensional space, which we refer to as a  
213 triplet. Ten triplets were created by plotting the information from the approximately 20 articles as  
214 triangles, with biodiversity and two nexus elements at each vertex (see Figures 4-6). In addition, five  
215 triplets were produced that highlighted interlinkages between biodiversity, climate and one other  
216 nexus element. The triplets show the influence of biodiversity on the other two nexus elements as  
217 well as their influence on biodiversity. The magnitude of bi-directional impact is plotted on the sides  
218 of the triangle, separately for positive (blue) and negative values (red) on a scale of 0 to 5. The  
219 geometric centroid is calculated and plotted in the 3-dimensional triangular space. The position and  
220 magnitude of the centroid indicates the predominance in influenced strength among the three  
221 interlinked elements: (i) position—the closest it is to one of the corners, the more this element is  
222 influenced by the other elements; (ii) magnitude—the size of the circle where the centroid is marked  
223 indicates the strength of influence. The size of the centroid is calculated by taking an average of all  
224 values (absolute values). This visual presentation of the three-way interlinkage was used in analyzing  
225 the impact relations across the three nexus elements and their estimated cascading and reinforcing  
226 effects based on the selected 20 articles.

### 227 *2.2.2 Synthetic network pathways*

228 The evidence from all the articles in the review database was used to create synthetic higher-order  
229 nexus pathways (i.e., beyond three-way interlinkages). This used the information on bi-directional  
230 linkage (direction and magnitude of impact) to identify all possible pathways between biodiversity  
231 and the six nexus elements using the “all\_simple\_paths()” function in the “igraph” package (Csardi  
232 and Nepusz, 2006) in R (Version: R Core Team, 2022). The pathways were created either using only  
233 positive or negative interlinkages and influencing or influenced by biodiversity. This gave the four  
234 path groups: positive from biodiversity, negative from biodiversity, positive to biodiversity and  
235 negative to biodiversity. Each path group consisted of six start and end element combinations. For  
236 example, the pathway group positive from biodiversity consists of the following six start and end  
237 element combinations: Biodiversity to Climate, Biodiversity to Energy, Biodiversity to Food,  
238 Biodiversity to Health, Biodiversity to Transport, Biodiversity to Water. Impact was generated by  
239 calculating the means of the bi-directional magnitudes that make up each pathway from biodiversity  
240 to the nexus element and then summing these means (see Supplementary Material A, Data  
241 Visualization and Analysis for more details on the calculation methods).

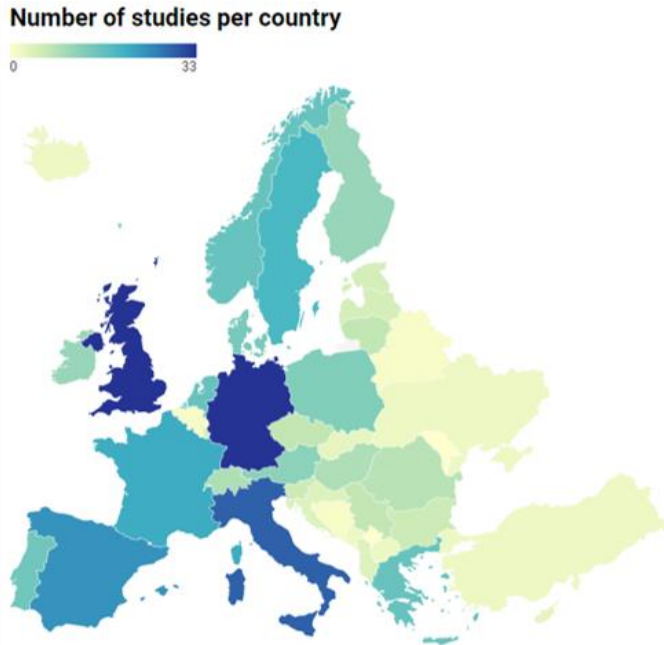
242

## 243 **3. Results**

### 244 *3.1 Descriptive statistics*

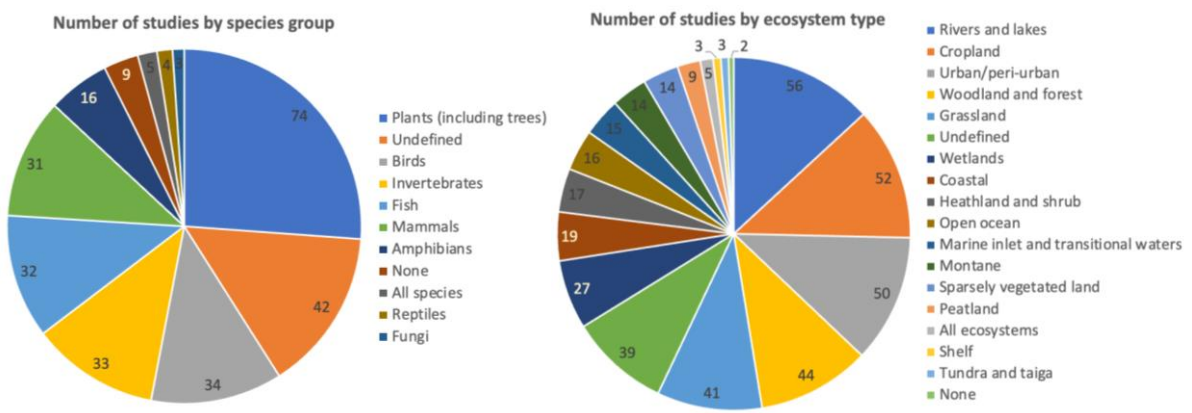
245 The majority of studies were at sub-national scale (between local and national; 28%), national (22%)  
246 or global (22%) scales. Local scale studies (single land parcel, farm, sub-catchment or city) made up

247 18% of the database with continental and sub-continental studies making up the rest (4% and 6%,  
 248 respectively). The studies covered all realms with the largest number of studies focusing on the  
 249 terrestrial realm (50%), followed by freshwater (34%) then marine (16%). In total, 45 countries in  
 250 Europe were covered in the review with Germany, United Kingdom, Europe and Italy with the most  
 251 coverage (over 6% each). Five countries in Eastern Europe and Central Asia had no studies included  
 252 in this review: Armenia, Azerbaijan, Kazakhstan, Kosovo and Moldova (Figure 1).



253  
 254 **Figure 1.** Number of studies included in this review per country.

255 Information on biodiversity was captured in terms of species and ecosystem type (Figure 2). Plants  
 256 were the most frequently represented species type (26%) with birds, mammals, fish, and invertebrates  
 257 similarly represented (11-12%) and amphibians slightly lower (6%). Invertebrates is obviously a broad  
 258 category to describe many different taxa and a considerable portion was undefined (15%). Rivers and  
 259 lakes, cropland, urban/peri-urban, grassland, woodland and forest were the most frequently recorded  
 260 ecosystem types (10-13%). Wetland, coastal, heathland, open ocean, marine inlet and transitional  
 261 waters, and sparsely vegetated land were also studied but in a lower proportion of the sample (<7%).



262  
 263 **Figure 2.** Number of studies by species group and ecosystem type

264 The estimated timeframe of impacts in the nexus studies tended to be short term (1-5 years 47%, < 1  
 265 year 27%) with studies using longer time frames ranging from 6 to 20 years less common (24%). Land

266 use (18.6%), climate change (13%), economy (11.9%), pollution (10.6%), policy, institutions and  
267 governance (8.6%), direct exploitation (8.5%), technology (7.2%), health (6%), sociocultural (4.6%),  
268 invasive alien species (3.4%), sea use (3.3%), and conflict (2.5%) were direct or indirect drivers  
269 impacting nexus interlinkages.

270 The most frequently used method of research was indicator/data analysis (26%), then literature  
271 review (17%), modelling/simulation/computation (16%), observation (10%), experiment (6%), meta-  
272 analysis (5%), synthesis (5%), survey (4%), focus group/workshop (4%), interview (4%) and other (4%).  
273 Stakeholder knowledge was included in 19% of the studies with barely 1% on Indigenous knowledge.  
274 Concerning policy and legal frameworks, the Paris Agreement was mentioned in 15% of the studies  
275 while 10% mentioned the SDGs and 8% biodiversity goals, more broadly. In terms of strength of  
276 evidence<sup>1</sup>, 42% of the studies were rated as very strong, 9% strong, 38% reasonably supported, 11%  
277 weak and 0.5% very weak evidence.

### 278 *3.2 Bi-directional impact score*

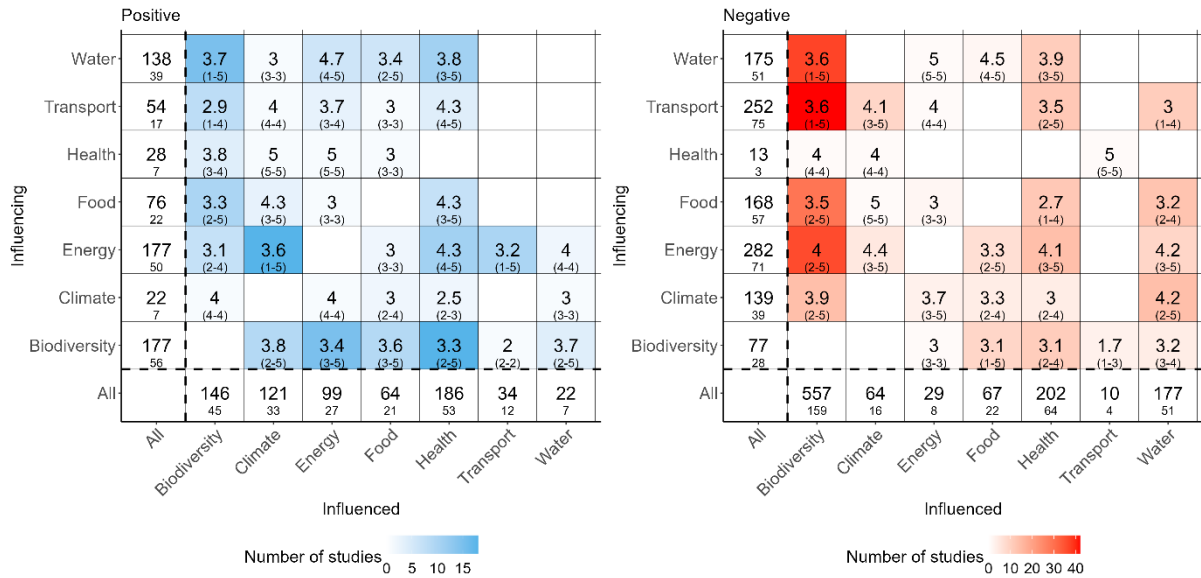
279 Bi-directional impacts between nexus elements are shown in Figure 3. The heatmaps show the  
280 relatively large number of studies evidencing a negative impact on biodiversity. The largest number  
281 of studies describe the negative impacts of transport, energy and water on biodiversity, but the  
282 highest mean magnitude of impact is from energy and climate change. Conversely, there are far  
283 fewer studies showing negative influences from biodiversity to the other nexus elements and the  
284 mean magnitude of impact is also lower. Fewer studies describe positive bi-directional impacts than  
285 negative across the nexus elements. From the studies that were found, a relatively high proportion  
286 provides evidence of the positive influence of biodiversity on the other nexus elements, particularly  
287 on health and energy. The highest mean magnitude of influence from biodiversity to the other nexus  
288 elements was found for climate and food. Positive impacts on biodiversity were also found in the  
289 literature database, with most studies highlighting the influence from water and food, whilst the  
290 highest mean magnitude was from climate (based on a single study only) and health.

291 Looking at bi-directional interlinkages among all the nexus elements based on the total sum of the  
292 mean magnitudes of impact (first column in Figure 3), we find that biodiversity and energy had the  
293 highest positive influence on the other nexus elements, whilst energy and transport has the highest  
294 negative influence. Alternatively, the greatest positive impacts from nexus elements was on health,  
295 whilst by far the greatest negative impact was on biodiversity (final row in Figure 3). The heatmaps  
296 shows the complexity of interlinkages among the nexus elements, with evidence showing that one  
297 element can provide both positive and negative impacts on another element. This is reflected in  
298 differences in the indicators used in each study to represent the nexus elements, which we  
299 elaborate below using specific examples from the literature database for some of the key bi-  
300 directional linkages.

---

<sup>1</sup> Definition of evidence strength: **Very strong evidence** based on well-designed empirical research and on synthesis (e.g., systematic review, meta-analysis); agrees with stakeholder knowledge or findings of other studies; **Strong evidence** based on multiple observations, well-designed experiments, modelling, indicator analysis or systematic literature review; with hypothesis and conclusion of the paper, well supported by stakeholder knowledge or findings of other studies; **Reasonably supported evidence** based on observations, experiment, modelling, indicator analysis or literature review, supported by stakeholder knowledge or findings of other studies; **Weak evidence** based on single observation, experiment, modelling, limited stakeholder engagement, indicator analysis or literature review, not as rigorously supported by findings of other studies; **Very weak evidence** based on author's expert or stakeholder opinion only, with no further corroboration by other citations in the discussion.





301

302 **Figure 3. Heatmaps of positive (left) and negative (right) impact scores between the seven nexus elements**  
 303 **where the nexus element in the row direction is influencing the nexus element in the column.** The colour  
 304 intensity indicates the number of studies evidencing each linkage, ranging from 1 to 37. The large number in  
 305 each coloured cell refers to the mean magnitude of each bidirectional impact, with the range across the  
 306 studies shown in brackets underneath. The total sum of the mean magnitude of impact across all other nexus  
 307 elements is shown in the first column and the last row, with the count of studies upon which this is based  
 308 shown underneath.

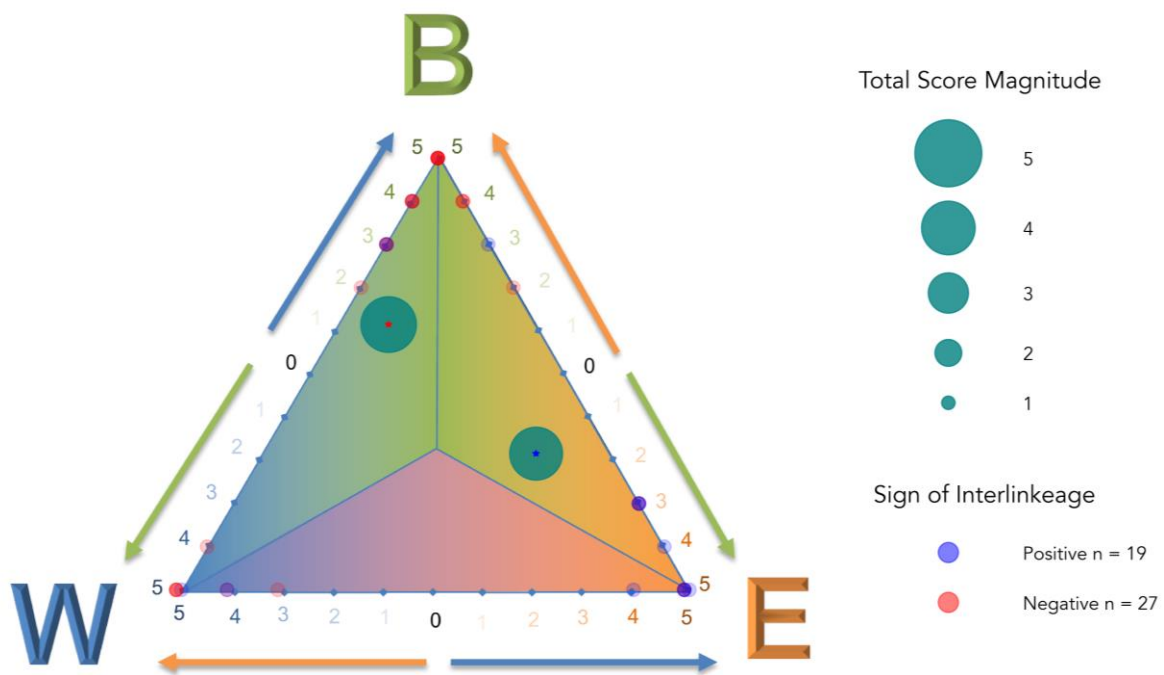
309 The positive bi-directional linkages with the highest numbers of studies were between water  
 310 influencing biodiversity, energy influencing climate, biodiversity influencing energy, and biodiversity  
 311 influencing health. The mean magnitude of these links was 3-4, i.e., between moderate and substantial,  
 312 although the magnitude could range from 1 to 5 within each category. Demonstrative examples of  
 313 these interlinkages include water quality positively influencing the functioning of local unique  
 314 biotopes rich in biodiversity (Kropf et al., 2021); renewable energy replacing fossil fuels positively  
 315 influencing climate by reducing greenhouse gas emissions (Livingstone et al., 2021); biodiversity  
 316 positively influencing energy through the sustainable harvesting of above ground biomass in riparian  
 317 ecosystems as a fuel source (Cartisano et al., 2013); and biodiversity positively influencing health in  
 318 terms of forest walks promoting cardiovascular relaxation compared to walks in urban environments  
 319 (Zorić et al., 2022); and natural ecosystems absorbing atmospheric pollutants, which improves air  
 320 quality and benefits health (Barrios-Crespo et al., 2021).

321 The negative bi-directional linkages with the highest numbers of studies were for transport, energy,  
 322 water and food all influencing biodiversity. The mean magnitude of these links was 3-4, i.e., between  
 323 moderate and substantial, although the magnitude could range from 1 to 5 within each category.  
 324 Demonstrative examples of these interlinkages include negative impact of roads on species mortality,  
 325 movement and genetic diversity (Johansson et al., 2005; Mayer et al., 2023); ballast water for shipping  
 326 transport negatively impacting biodiversity through the release of non-native species (Barrios-Crespo  
 327 et al., 2021); dam construction for hydropower generation causing loss of biodiversity (Donadi et al.,  
 328 2021; Göthe et al., 2019; Yoshida et al., 2020); poor water quality due to energy-producing peat  
 329 extraction negatively influencing habitat quality and biodiversity (Juutinen et al., 2020); acidification  
 330 of freshwater resulting in loss of fish populations (A. J. Wright et al., 2017); and negative impacts of  
 331 food crops on ecosystem quality (Todorović et al., 2018) and habitat loss (Eiter & Potthoff, 2007).

332

333 3.3 Three-way nexus interlinkage

334 The analysis of three-way interlinkages (triplets) offers insight into more complex interactions within  
 335 the biodiversity nexus. Results for Biodiversity-Energy-Water (BEF), Biodiversity-Health-Transport  
 336 (BHT) and Biodiversity-Climate-Food (BCF) are shown in Figures 4 to 6, respectively. Results for the  
 337 eight other triplets focused on biodiversity and four other triplets focused on biodiversity-climate  
 338 are provided in the Supplementary Material D and E. Looking across all 15 sets of three-way  
 339 interlinkages, the evidence from the review indicates that biodiversity receives overall positive  
 340 influences from the other two nexus elements within the BFT, BFW and BTW triplets. In contrast,  
 341 biodiversity receives overall negative influences from the other two nexus elements within the BEF,  
 342 BET, BEW, BFT, BCE and BCT triplets. Biodiversity plays a more active role in other interlinkages,  
 343 exerting negative influences on the other two nexus elements within the BFH and BCH triplets and  
 344 positive influences within the BEF, BET, BCE and BCH triplets.



345

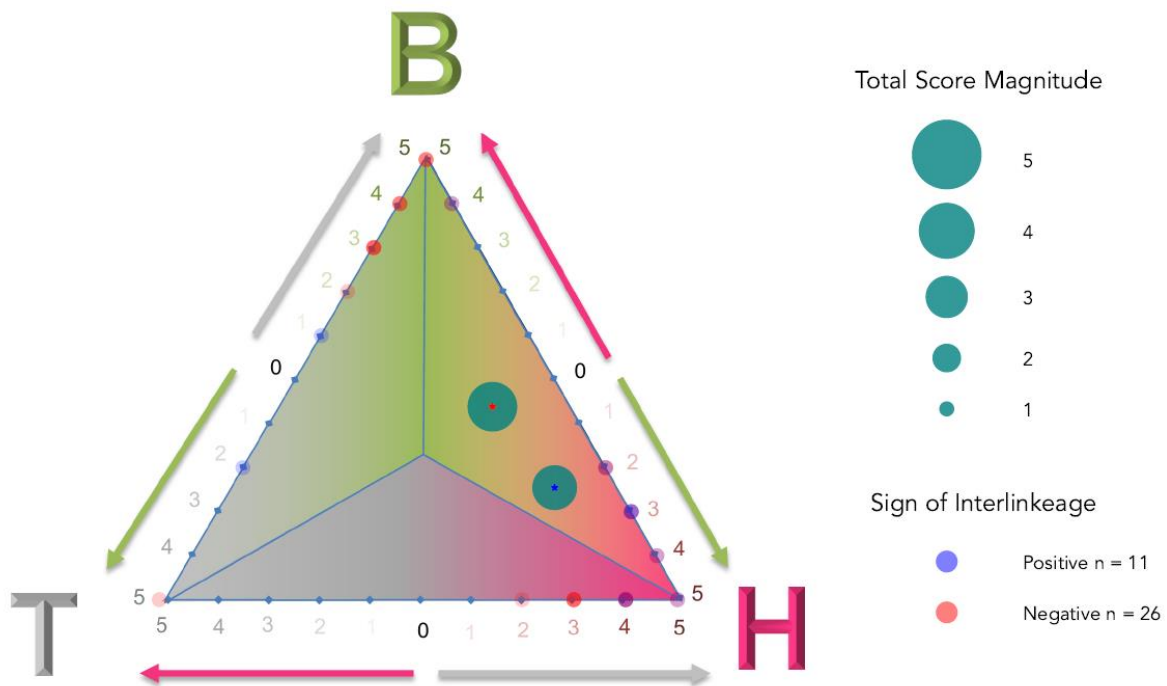
346 **Figure 4.** Three-way interlinkages between biodiversity (B), energy (E) and water (W). The locations of the  
 347 centroids (positive (blue) and negative (red)) in the triangular space indicate the degree to which one nexus  
 348 element is influencing or influenced by another nexus element (i.e., the closer it is to one of the corners, the  
 349 more this element is influenced by the other elements). The larger the centroid, the stronger the average  
 350 magnitude of the interlinkage (i.e., on a scale of 1 to 5). The number of studies reporting positive or negative  
 351 influences is indicated in the bottom right of each diagram (i.e., n=X).

352 The location and size of the centroids in the Biodiversity-Energy-Water (BEW) triplet (Figure 4) show  
 353 that biodiversity and water have a positive influencing role on energy, and energy has a negative  
 354 influencing role on water and biodiversity. Our evidence indicates that the magnitude of these  
 355 influences is scored relatively high at about 4.

356 Biodiversity is negatively impacted by energy and water in the case of energy-producing peat  
 357 extraction, resulting in eutrophication and brownification (Juutinen et al., 2020). This can affect  
 358 fisheries in nearby freshwater bodies causing a negative impact on the longitudinal dispersal of fish  
 359 species which hinders the colonization of migrating species (Göthe et al., 2019) and leads to  
 360 significant decline in the abundance of trouts, diatoms, seagrass and rhodophytes (Donadi et al.,

361 2021). Water infrastructure for energy production, such as dams and hydropower, causes river  
 362 fragmentation and alters river flow significantly (Dopico et al., 2022; Pittock, 2011; Yoshida et al.,  
 363 2020) and creates stressors on river regulation and excess loadings of nutrients and sediments  
 364 (Bakanos & Katsifarakis, 2019; Donadi et al., 2021). This in turn impacts water quality, aquatic life  
 365 and habitat conditions, resulting in loss of biodiversity. In addition, dams can alter biophysical  
 366 attributes like water depth which can have a direct effect, for example, on the abundance of  
 367 diatoms, seagrass and rhodophytes (Leiva-Dueñas et al., 2020).

368 Water is shown to affect biodiversity positively with higher water availability improving vegetation  
 369 (Eriksson et al., 2018; Irabien & Darton, 2016) and the ecological status of rivers with benefits for  
 370 local ecosystems (Comino et al., 2020). Water is also shown to affect energy positively with water  
 371 directly contributing to forest bioenergy generation (Comino et al., 2020; Eriksson et al., 2018;  
 372 Franzaring et al., 2015), higher yields of bioenergy plants (Cartisano et al., 2013; Franzaring et al.,  
 373 2015) and hydropower plants as a renewable energy source (Comino et al., 2020; Dopico et al.,  
 374 2022). In turn, bioenergy production can positively impact biodiversity when delivered using a  
 375 variety of tree species which has the knock-on effect of reducing carbon emissions and climate  
 376 change. In addition, forest residue and other forms of woody above ground biomass can be used as  
 377 a natural source of energy (Cartisano et al., 2013), such as in district heating systems (Sacchelli et al.,  
 378 2013). However, bioenergy production can have negative consequences on water and biodiversity if  
 379 undertaken in a way that increases irrigation use and risks to ecosystem integrity and resilience, for  
 380 example, support for bioenergy production has been shown to have strong negative effects on the  
 381 habitat suitability for farmland birds (Glemnitz et al., 2015).

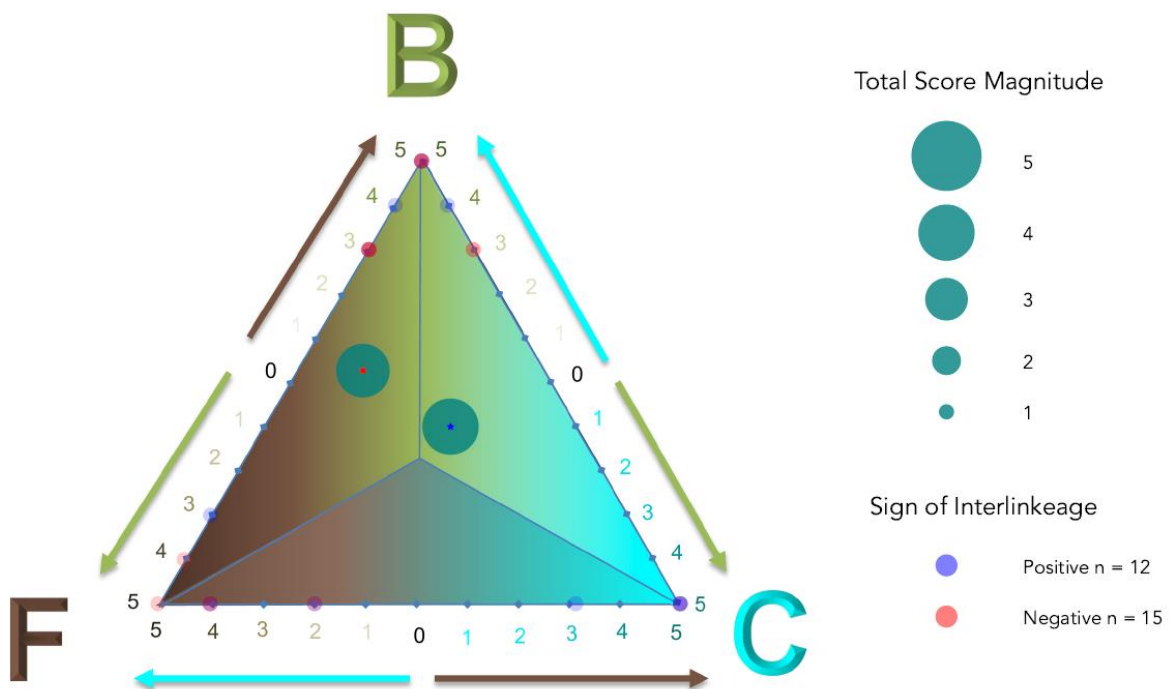


382  
 383 **Figure 5.** Three-way interlinkage between biodiversity (B), health (H) and transport (T). See caption of Figure 4  
 384 for an explanation of the structure of the figure.

385 The Biodiversity-Health-Transport (BHT) triplet depicted in Figure 5 offers a contrasting example.  
 386 The negative centroid shows how transport has a negative influencing role on biodiversity and  
 387 health. Conversely, the positive centroid shows that transport also has a strong positive influence on  
 388 biodiversity and health.

389 Transport negatively influences biodiversity through species killed by vehicles (Seddon et al., 2021)  
 390 and habitat loss and degradation from transport infrastructure (Di Giulio et al., 2009; Hunter et al.,  
 391 2019; Khreis et al., 2016; Puodziukas et al., 2016). Transport negatively influences health through  
 392 road accidents, air pollution from fossil fuel transport (Buekers et al., 2014; Khreis et al., 2016;  
 393 Pallozzi et al., 2020; Weerakkody et al., 2017) and traffic-related noise (Khreis et al., 2016;  
 394 Puodziukas et al., 2016). Transport has been shown to facilitate the spread of invasive species,  
 395 pathogens, parasites and disease vectors (e.g. mosquitoes) causing zoonotic diseases that negatively  
 396 influence health and biodiversity. Control measures may also damage non-target species.  
 397 Biodiversity, through wildlife and provision of habitat, enables the reproduction and spread of  
 398 vectors, invasive species and pathogens that can impact directly on human health or indirectly  
 399 through damage to food supplies (Bax et al., 2003; Hulme, 2020; Medlock et al., 2012; Peyton et al.,  
 400 2019). The production of electric vehicles negatively influences biodiversity through resource use  
 401 and the manufacturing footprint (Dall-Orsoletta et al., 2022).

402 However, transport through green infrastructure can enhance local biodiversity (Buekers et al.,  
 403 2014; Hunter et al., 2019), mitigate air and noise pollution (Toffolo et al., 2021) and positively  
 404 influence mental and physical health (Hunter et al., 2019; Khreis et al., 2016; Zijlema et al., 2018;  
 405 Zorić et al., 2022). Raymond et al. (2023) shows that as a result of the global health pandemic, the  
 406 reduction in transport was so profound that a global ‘quietening’ was detected, called the  
 407 ‘anthropause’. Although usually the interlinkage between transport and biodiversity is negative, the  
 408 pause in transport reduced wildlife vehicle collisions, having a positive effect on biodiversity  
 409 (Raymond et al., 2023). There are mixed effects of transport on health because battery powered  
 410 electric vehicles can cause pollution and human health issues (cobalt mining, respiratory hazards of  
 411 Li ion battery particles), yet there are improvements in human health in urban environments  
 412 (Buekers et al., 2014; Dall-Orsoletta et al., 2022). This has mixed effects on the climate as although  
 413 electric vehicles have the potential to positively influence climate, this is dependent on electricity  
 414 production methods and greenhouse gas emissions throughout the whole lifecycle being less than  
 415 the fossil fuel counterpart. This study also suggested disparity in impact geographically by, for  
 416 example, global south vs. north (Dall-Orsoletta et al., 2022).



417

418 **Figure 6.** Interlinkages between biodiversity (B), climate (C) and food (F). See caption of Figure 4 for an  
419 explanation of the structure of the figure.

420 Figure 6 shows an example of the triplets focused on three-way interlinkages involving biodiversity  
421 and climate change for Biodiversity-Climate-Food (BCF) nexus. The location and size of the  
422 negative centroid shows that climate change has a strong negative influence on both biodiversity  
423 and food. For example, climate change impacts like aridification can negatively impact amphibian  
424 and reptile reproductive sites and habitats, which reduces food availability for other species in the  
425 food web (Crnobrnja-Isailović et al., 2021). Climate change can exacerbate other negative influences  
426 on biodiversity within food systems, such as agricultural intensification, further contributing to a loss  
427 of species richness and abundance (Andriamanantena et al., 2022; Bourke et al., 2014; Wagner,  
428 2020). Climate change can also reduce the productivity of food production, for example, making the  
429 rainfed cultivation of olive crops no longer economically feasible due to the increasing demand for  
430 water (Fotia et al., 2021). In addition, more frequent and severe flood events related to climate  
431 change can affect the recovery phase of microbenthic assemblages from eutrophication, which in  
432 turn impacts bivalves for fishers who rely on estuarine resources (Cardoso et al., 2008).

433 In contrast, the location and size of the positive centroid shows that the positive influences between  
434 these three nexus elements are relatively balanced and moderate. Biodiversity influences climate  
435 change as forest restoration and other biodiversity conservation measures contribute to carbon  
436 storage and climate mitigation (Eriksson et al., 2018; Schulze, 2006). The food system can positively  
437 influence biodiversity and climate change. Changing agricultural practices such as reducing livestock  
438 production reduces greenhouse gas emissions from the agricultural sector (Westhoek et al., 2014),  
439 and agronomic management of grasslands can serve to maintain habitats for grassland species and  
440 prevent the encroachment of other species like shrubs (Giubilato et al., 2016). Similarly, conversion  
441 from monocropping to alley cropping systems increases plant diversity (Tsonkova et al., 2012) and  
442 provides enhanced niche space for multiple species. In some regions, changing climate conditions can  
443 have a positive influence on biodiversity vulnerability and food production, such as in northern  
444 Europe (Harrison et al., 2015).

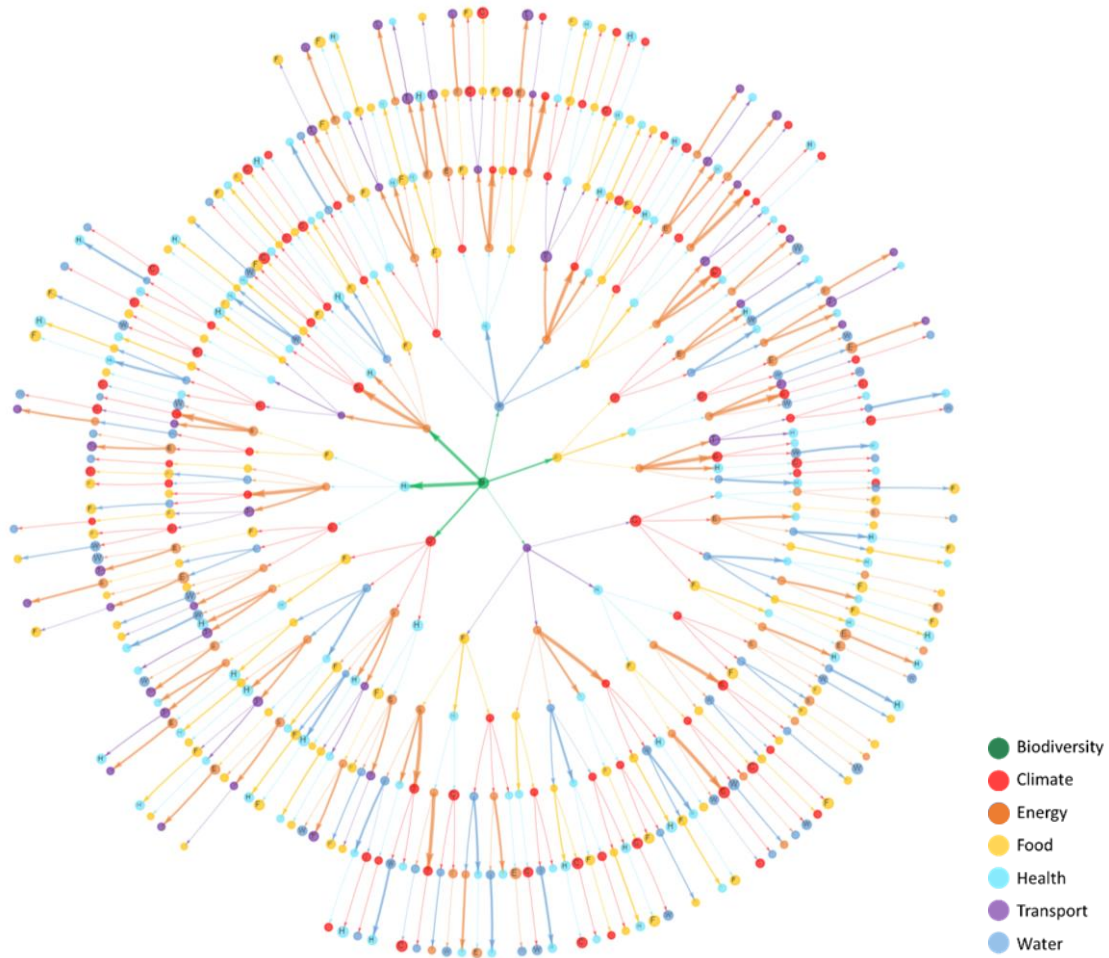
#### 445 *3.4 Evidence on the biodiversity nexus from Indigenous knowledge*

446 The additional literature search on how Indigenous People have perceived biodiversity nexus issues  
447 found that indigenous food systems are often intimately linked to biodiversity and climatic  
448 conditions. This means that changes in these nexus elements can disproportionately impact  
449 Indigenous People's access to food, high-quality nutrition and livelihood, especially in the Arctic  
450 regions of Europe where the Sámi and Greenlandic Inuit live (IWGIA, 2023). Reindeer herding is an  
451 important livelihood activity and a food source for the Sámi and reindeers are semi-domesticated  
452 and rely on the availability of natural forage, especially lichens which act as the primary food source  
453 during winter (Jaakkola et al., 2018). Climate change is projected to lead to a decline in lichen  
454 ecosystems in high latitudes (Jaakkola et al., 2018; Ocobock et al., 2023). This decrease in lichen  
455 availability is associated with reduced reindeer meat production, nutritional quality and changes in  
456 traditional herding practices (Jaakkola et al., 2018; Ocobock et al., 2023). Furthermore, the Sámi and  
457 Greenlandic Inuit rely on wild food sources, which includes wild plants, game and fish (Bjerregaard  
458 et al., 2021; Nilsson, 2018). For these groups, declines in biodiversity can negatively affect food  
459 security and health, since many of these food sources are key sources of vitamins and minerals. The  
460 reliance on wild fish also increases the vulnerability of these communities to the negative impacts of  
461 environmental pollutants on fish and human health, risking food security (Bjerregaard et al., 2021;  
462 Nilsson, 2018).

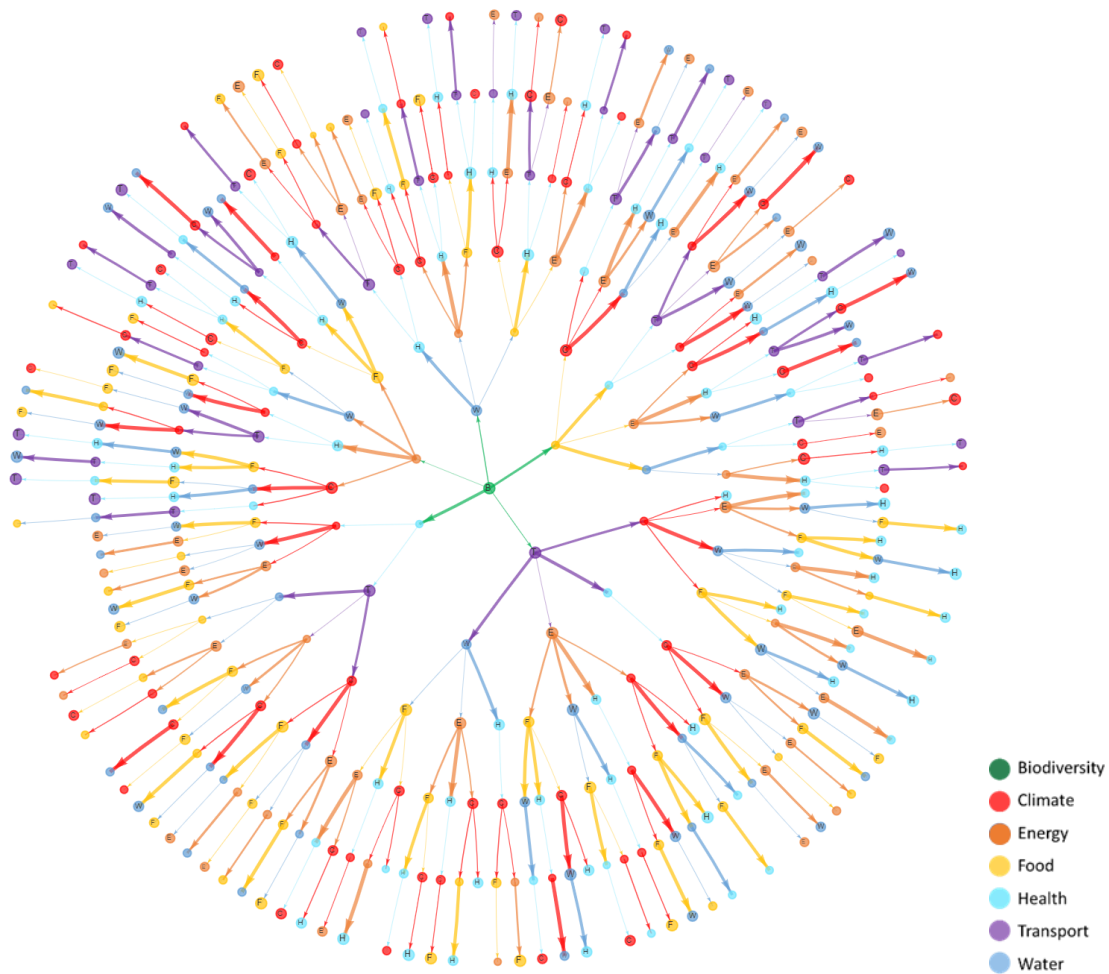


463 3.5 Synthetic network pathways

464 Synthetic network diagrams showing the full complexity of the interlinkages represented in our  
465 review database are shown in Figure 7 for all pathways by which biodiversity can positively or  
466 negatively influence the other six nexus elements. These pathways represent the number of studies  
467 that evidence the pathway as well as the magnitude of the pathway. Our review database shows  
468 that there are 526 possible positive paths and 388 possible negative paths by which biodiversity can  
469 influence the six nexus elements. See Supplementary Material F for the pathway figures showing the  
470 influence of the other nexus elements on each other.



471  
472 (a) Positive pathways from biodiversity  
473



474  
475 (b) Negative pathways from biodiversity  
476

477 **Figure 7.** Synthetic network trees showing (a) 526 positive pathways between biodiversity and all other nexus  
478 elements and (b) 388 negative pathways between biodiversity and all other nexus elements. The thickness of  
479 the links is proportional to the number of studies evidencing the link and the size of each nexus element is  
480 proportional to the mean magnitude of its incoming link.

481  
482 The complexity and magnitude of the influence of biodiversity on the six nexus elements (as  
483 visualised in Figure 7) is summarised in Table 1(a), whilst the influence of the six nexus elements on  
484 biodiversity is summarised in Table 1(b).

485 (a) Overall influence of biodiversity on the six nexus elements

Nexus element	Positive		Negative		Overall	
	Complexity	Impact	Complexity	Impact	Complexity	Impact
Climate	92	340.8	75	281.7	167	5.7
Energy	70	252.2	60	220.6	130	3.7
Food	122	429.0	64	236.5	186	9.7
Health	122	427.0	79	276.4	201	9.4
Transport	44	157.5	39	152.6	83	-2.3
Water	76	270.8	71	255.7	147	0.2
<b>All</b>	<b>526</b>	<b>1877.4</b>	<b>388</b>	<b>1423.5</b>	<b>914</b>	<b>26.5</b>

486

487 (b) Overall influence of the six nexus elements on biodiversity

Nexus element	Positive		Negative		Overall	
	Complexity	Impact	Complexity	Impact	Complexity	Impact
Climate	65	228.7	70	268.7	135	-6.1
Energy	70	253.3	69	270.7	139	-4.4
Food	57	214.8	78	308.8	135	-9.6
Health	57	212.1	58	234.4	115	-5.2
Transport	163	603.8	120	459.5	283	4.8
Water	114	417.4	63	255.0	177	4.7
<b>All</b>	<b>526</b>	<b>1930.1</b>	<b>458</b>	<b>1797.1</b>	<b>984</b>	<b>-15.7</b>

488

489 **Table 1.** Summary of the (a) positive, negative and overall influence of biodiversity on the six nexus elements  
 490 and (b) positive, negative and overall influence of the six nexus elements on biodiversity. The “Complexity”  
 491 metric is calculated as the number of pathways from biodiversity to the nexus element. The “Impact”  
 492 is generated by calculating the means of the bi-directional magnitudes that make up each pathway that goes  
 493 from biodiversity to the nexus element and then summing these means. The “Overall” columns in the table  
 494 show the total complexity (sum of the number of positive and negative pathways) and the overall impact  
 495 (calculated by subtracting the negative impact from the positive impact indicator). The coloured bar within  
 496 each cell indicates the numeric value proportional to the maximum value for each metric. These are indicative  
 497 measures of the complexity and impact of nexus pathways.

498 The high complexities displayed in Table 1 highlight the central role biodiversity plays in the nexus  
 499 with 914 paths involving biodiversity having an influence on at least one of the other nexus  
 500 elements, and 984 paths involving biodiversity being influenced by the other nexus elements. These  
 501 are split between positive and negative impacts, with a similar number of positive influences from  
 502 and to biodiversity, but a greater number of negative influences of nexus elements on biodiversity  
 503 than from biodiversity to other nexus elements (458 vs 388). Overall, biodiversity is shown to have a  
 504 higher positive than negative impact on the other nexus elements (1877 vs 1424).

505 Complexity and impact are closely linked in Table 1 as we have assumed that the magnitude of  
 506 impact is passed through all connected links in a pathway without diminishing in strength. Table 1  
 507 shows that food, health and climate stand out as being most positively impacted by biodiversity  
 508 (through various paths), followed by water and energy, then finally transport as the least positively  
 509 impacted by biodiversity. Biodiversity supports ecosystem services crucial to various dimensions of  
 510 human health and biodiversity has positive impacts on food systems such as the importance of  
 511 conserving wild food plants (Quave & Pieroni, 2015), wild game (Flis, 2012) and landraces (Scartazza  
 512 et al., 2020) to ensure long-term food security. Negative influences by biodiversity are more even  
 513 (but lower impact) across climate, health, water, food and energy with transport again being the  
 514 least impacted. For example, there are nature related health risks such as infectious diseases and  
 515 allergies (Johnson et al., 2015; Ostfeld, 2017).

516 Impacts on biodiversity are almost the opposite with transport standing out as having comparatively  
 517 both stronger negative and positive impacts than the other nexus elements. Negative impacts of  
 518 transport on biodiversity include roadkill and habitat fragmentation and loss (Hunter et al., 2019;  
 519 Khreis et al., 2016; Quave & Pieroni, 2015) whereas positive impacts of transport are cited where  
 520 green infrastructure has been promoted (Buekers et al., 2014; Hunter et al., 2019) or where the  
 521 form of transport presented is ‘active’ such as cycling and walking (Hunter et al., 2019; Khreis et al.,  
 522 2016; Zijlema et al., 2018). After transport, food has the largest negative impact on biodiversity, for  
 523 example, through land clearance for food and intensive agriculture causing biodiversity loss.



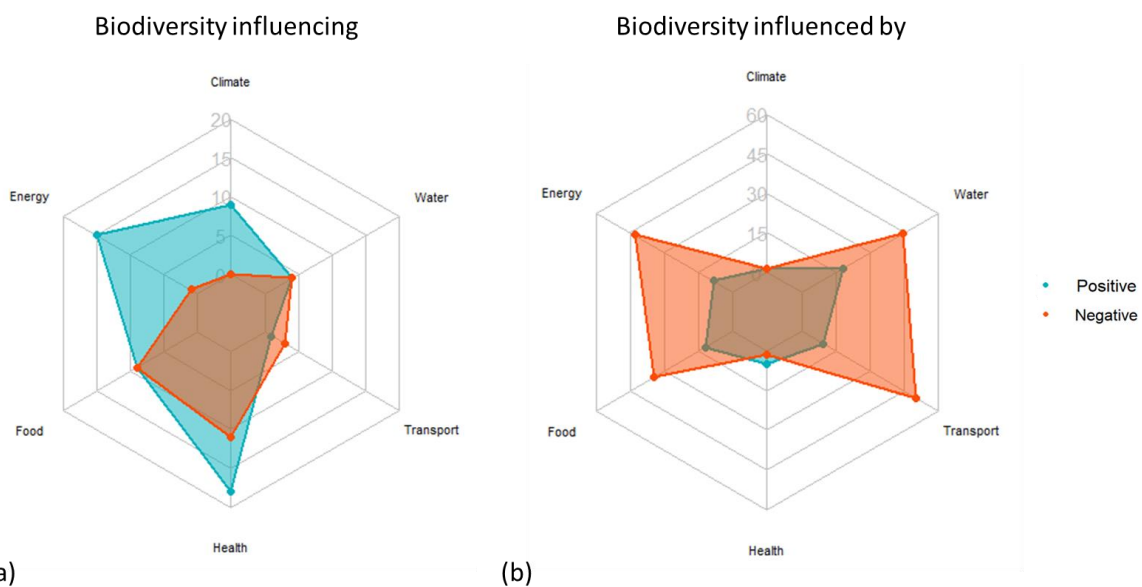
524 Alternatively, water has the second largest positive impact on biodiversity, such as where streams  
 525 act as humid dispersal corridors (Haugen et al., 2020) and studies highlighting the hydroperiod as  
 526 one of the most important drivers of species richness (Couto et al., 2017).

527

528 **4. Discussion and Conclusions**

529 This review aimed to enhance the scientific literature on nexus studies by synthesising evidence on  
 530 interlinkages between seven nexus elements: biodiversity, climate change, food, water, energy,  
 531 transport and health . It particularly focused on the role that biodiversity plays in these interlinkages  
 532 by capturing evidence on the direction and magnitude of interlinkages involving biodiversity and the  
 533 other six nexus elements. The results show an intricate set of relationships by which biodiversity  
 534 influences and is influenced by climate change, food, water, energy, transport and health . Overall,  
 535 our results add weight to other studies that highlight how biodiversity plays a critical role in nexus  
 536 interlinkages as it underpins ecosystem functioning and condition, which are essential for the  
 537 delivery of nature’s contributions to people and human well-being (Brauman et al., 2020; Cardinale  
 538 et al., 2012; IPBES, 2019).

539 The analyses demonstrate the immense complexity of the interdependencies between biodiversity  
 540 and climate change, food, water, energy, transport and health. Nevertheless, some dominant trends  
 541 emerge in the impact relationships between biodiversity and the other six nexus elements (Figure 8).  
 542 Out of the 354 interlinkages evidenced between biodiversity and other nexus elements in the  
 543 review, 53% were negative, 29% were positive and 18% contained both positive and negative  
 544 influences. 260 of these interlinkages provided evidence for how biodiversity is influenced by the  
 545 other nexus elements, with 61% representing negative, 17% positive, and 21% both positive and  
 546 negative impacts on biodiversity (see Figure 8(a)). The remaining 94 interlinkages provided evidence  
 547 for how biodiversity is influencing the other nexus elements, with 30% representing negative, 60%  
 548 positive, and 10% both positive and negative impacts (see Figure 8(b)).



549

550 **Figure 8.** Number of studies demonstrating positive or negative interlinkages of (a) the influence of biodiversity on the  
 551 other nexus elements and (b) the influence of the other nexus elements on biodiversity.

552 Thus, about half of the interlinkages involving biodiversity in the database were negative influences  
553 of other nexus elements on biodiversity, highlighting the substantial damage being inflicted on  
554 nature from human activities in these sectors. This evidence can be classified into six main types of  
555 negative influences on biodiversity and ecosystems related to (i) land use/land use alteration, such  
556 as habitat destruction for expansion of food production (Andriamanantena et al., 2022), competition  
557 for land from land-based renewable energy (bioenergy, solar, wind) (Perišić et al., 2022), and habitat  
558 fragmentation from transport and energy infrastructure (Simkins et al., 2023); (ii) water use/water  
559 course alteration, such as alteration of water flows and river fragmentation due to dams and  
560 reservoirs related to hydropower, water demand for energy and irrigation reducing environmental  
561 flows, and dredging affecting coastal and marine ecosystems (Bakanos & Katsifarakis, 2019); (iii) land  
562 degradation affecting habitat quality and species diversity and richness, such as from agricultural  
563 intensification (Glemnitz et al., 2015), peat extraction for energy (Juutinen et al., 2020), and mining  
564 for renewable energy (Elshout et al., 2019); (iv) degradation of water quality affecting freshwater,  
565 coastal and marine ecosystems and species, such as through eutrophication, acidification,  
566 brownification and sedimentation (Klante et al., 2021); (v) direct species fatalities, such as collisions  
567 with wind turbines and traffic (road, rail, shipping) (Schulze, 2006); and (vi) climate change impacts  
568 on species and ecosystems, such as through changes in heat or water stress, seasonality and floods  
569 (Cardoso et al., 2008).

570 By contrast, the review found only limited evidence of the negative influence of biodiversity on  
571 other nexus elements through impacts related to (i) competition for land (Eiter & Potthoff, 2007); (ii)  
572 disease transmission from a small set of species triggered by habitat loss or climate change (Hulme,  
573 2020; Milićević et al., 2016; Sula et al., 2020); or (iii) the introduction and expansion of invasive alien  
574 species (Bax et al., 2003; Medlock et al., 2012) .

575 Alternatively, about one third of studies in the database demonstrate positive interlinkages to or  
576 from biodiversity and the other nexus elements. Many of these studies focus on policies or  
577 management actions that aim to deliver co-benefits between the nexus elements and biodiversity.  
578 For example, evidence of positive impacts from the nexus elements on biodiversity could be  
579 classified into studies related to (i) biodiversity-friendly management of the nexus elements, such as  
580 through agroecological practices, sustainable management of bioenergy cropping systems (Tsonkova  
581 et al., 2012), integrated management of water landscapes (Eriksson et al., 2018), and management  
582 of habitats on road verges and railway embankments (Galantinho et al., 2020); (ii) urban green and  
583 blue infrastructure, including nature-based solutions, such as green roofs for improving energy  
584 performance in buildings (Pasimeni et al., 2019) and greening of transport infrastructure for pollution  
585 control through promotion of active transport (walking, cycling) (Hunter et al., 2021); (iii) restoration  
586 of ecosystems, such as forest (Perišić et al., 2022) and peatland (Pullens et al., 2018) for climate  
587 mitigation, riparian forests for flood control (Cartisano et al., 2013), and remediation of water  
588 courses for improving water quality (Comino et al., 2020); and (iv) dietary change involving lower  
589 meat consumption to reduce livestock for climate mitigation (Westhoek et al., 2014).

590 Similar types of relationships were evidenced for how biodiversity positively influences the other  
591 nexus elements. This included positive influences related to (i) forests (Perišić et al., 2022), peatlands  
592 (Pullens et al., 2018) and the rewilding of urban spaces (R. F. Wright et al., 2017) on climate  
593 mitigation; (ii) biomass potential for biofuel from forests (Sacchelli et al., 2013), peatlands (Pullens et  
594 al., 2018) and other vegetation (Voortman et al., 2015) for energy; (iii) agro-biodiversity for  
595 supporting food production (Fischer et al., 2019) (Kropf et al., 2021) and wild plants for food  
596 consumption; (iv) green space (Khreis et al., 2016) and horticultural activities (Scartazza et al., 2020)  
597 on health; and (v) protected areas (Urban & Hametner, 2022), specific species such as mussels

598 (Dolmer & Frandsen, 2002) and specific ecosystems such as dunes (Voortman et al., 2015) for water  
599 filtration and retainment, respectively. The studies providing evidence of positive interlinkages to  
600 and from biodiversity, although fewer in number, provide valuable information on how the nexus  
601 approach can support the mainstreaming of biodiversity in other policy sectors for realising multiple  
602 co-benefits.

603 When interpreting these dominant trends in interlinkages, it should be borne in mind that the study,  
604 for practical reasons, was limited to evidence sourced from 194 peer-reviewed articles written in  
605 English. Hence, it does not capture knowledge from other regional and local languages, including  
606 Indigenous and local knowledge, which can provide diverse framings and unique insights on the  
607 biodiversity nexus (IPBES, 2021). In addition, there was considerably less literature on eastern  
608 Europe and Central Asia (IPBES, 2018) and for the marine realm (Zhu et al., 2021). To help attain  
609 sufficient literature for each of the ten three-way interlinkages, biodiversity was defined broadly, but  
610 in line with the IPBES glossary (Díaz et al., 2015) as "...living organisms from all sources including  
611 terrestrial, marine and other aquatic ecosystems and the ecological complexes of which they are a  
612 part". Thus, some studies discuss specific species or habitats, whilst others discuss the role of nature  
613 or green infrastructure more generally. Finally, the direction and magnitude of nexus interlinkages  
614 are often context-dependent and thus can vary depending on the ecosystem type, spatial and  
615 temporal scale, geographical location and study method (Linney et al., 2020). Thus, caution is  
616 required when interpreting and applying findings in different contexts.

617 Despite these limitations and uncertainties, we believe the broad findings of the review are robust  
618 and clearly demonstrate the importance of biodiversity in underpinning human well-being and  
619 ensuring a sustainable future for people and the planet. The review database consolidates and  
620 extends the nascent and fragmented evidence base on the role of biodiversity in complex, higher-  
621 order (i.e. three-way and beyond) nexus studies. This is particularly important for supporting the  
622 growing number of policies that are embracing a nexus (or systems) approach, such as the European  
623 Green Deal (European Environment Agency., 2022). Such policies urgently need a better  
624 understanding of the cascading and compounding impacts of multi-order nexus interlinkages to  
625 prevent trade-offs and maximise synergies across sectors going forward (Arneth et al., 2023;  
626 Habibullah et al., 2022). This includes evidence on how conservation and restoration of biodiversity  
627 can contribute to the goals and targets of policies across sectors by delivering nexus-wide benefits  
628 (Kim et al., 2021; Paleari, 2024). For example, nature-based solutions such as afforestation can have  
629 multiple benefits but these often depend on the manner of implementation in practice, e.g.,  
630 monoculture forest plantations may contribute to climate change mitigation by sequestering carbon  
631 but may exacerbate biodiversity loss (Santangeli et al., 2016; Seddon et al., 2021; R. F. Wright et al.,  
632 2017), whilst agroforestry that integrates tree planting, shrubs and hedges in farming systems may  
633 enhance wildlife, mitigate climate change, improve soil health, control water flow, boost livestock  
634 welfare and increase farm productivity (Mbow et al., 2014; Tsonkova et al., 2012).

635 Identifying appropriate holistic interventions and actions for specific contexts may require evidence  
636 from nexus studies to be filtered and analysed in more detail with local practitioners and experts to  
637 inform the design, planning and implementation of decision processes (Sutherland et al., 2004;  
638 Walsh et al., 2015). Further research is also needed on quantifying positive interlinkages between  
639 biodiversity and other nexus elements to inform future decisions on conservation and sustainable  
640 development (Clark et al., 2014; Rook, 2013; Sandifer et al., 2015). This is particularly critical given  
641 the current dominance in the literature on negative interlinkages among biodiversity and other  
642 nexus elements, reflecting past and current trends. Integrative and systemic approaches are needed  
643 to address the underlying causes of biodiversity loss as represented in these negative nexus

644 interlinkages. Evidence from comprehensive nexus studies demonstrate the urgent need for policy  
645 coherence across sectors to foster synergistic interlinkages across nexus elements. Such evidence is  
646 critical for moving towards sustainable futures where biodiversity is valued, conserved, restored and  
647 wisely used while sustaining a healthy planet and delivering benefits essential for all people, in line  
648 with the 2050 Vision of the Convention for Biological Diversity.

649 **References**

- 650 Adeola, O. M., Ramoelo, A., Mantlana, B., Mokotedi, O., Silwana, W., & Tsele, P. (2022). Review of  
651 Publications on the Water-Energy-Food Nexus and Climate Change Adaptation Using  
652 Bibliometric Analysis: A Case Study of Africa. *Sustainability*, *14*(20), 13672.  
653 <https://doi.org/10.3390/su142013672>
- 654 Andriamanantena, N. A., Gaufreteau, C., Ay, J. S., & Doyen, L. (2022). Climate-dependent scenarios  
655 of land use for biodiversity and ecosystem services in the New Aquitaine region. *Regional  
656 Environmental Change*, *22*(3). <https://doi.org/10.1007/s10113-022-01964-6>
- 657 Arneth, A., Leadley, P., Claudet, J., Coll, M., Rondinini, C., Rounsevell, M. D. A., Shin, Y., Alexander, P.,  
658 & Fuchs, R. (2023). Making protected areas effective for biodiversity, climate and food.  
659 *Global Change Biology*, *29*(14), 3883–3894. <https://doi.org/10.1111/gcb.16664>
- 660 Astell-Burt, T., Pappas, E., Redfern, J., & Feng, X. (2022). Nature prescriptions for community and  
661 planetary health: Unrealised potential to improve compliance and outcomes in  
662 physiotherapy. *Journal of Physiotherapy*, *68*(3), 151–152.  
663 <https://doi.org/10.1016/j.jphys.2022.05.016>
- 664 Bakanos, P. I., & Katsifarakis, K. L. (2019). Optimizing operation of a large-scale pumped storage  
665 hydropower system coordinated with wind farm by means of genetic algorithms. *Global  
666 NEST Journal*. <https://doi.org/10.30955/gnj.002978>
- 667 Barrios-Crespo, E., Torres-Ortega, S., & Díaz-Simal, P. (2021). Developing a Dynamic Model for  
668 Assessing Green Infrastructure Investments in Urban Areas. *International Journal of  
669 Environmental Research and Public Health*, *18*(20), 10994.  
670 <https://doi.org/10.3390/ijerph182010994>
- 671 Bax, N., Williamson, A., Agüero, M., Gonzalez, E., & Geeves, W. (2003). Marine invasive alien species:  
672 A threat to global biodiversity. *Marine Policy*, *27*(4), 313–323.  
673 [https://doi.org/10.1016/S0308-597X\(03\)00041-1](https://doi.org/10.1016/S0308-597X(03)00041-1)
- 674 Bellard, C., Marino, C., & Courchamp, F. (2022). Ranking threats to biodiversity and why it doesn't  
675 matter. *Nature Communications*, *13*(1), 2616. <https://doi.org/10.1038/s41467-022-30339-y>
- 676 Bian, Z., & Liu, D. (2021). A Comprehensive Review on Types, Methods and Different Regions Related  
677 to Water–Energy–Food Nexus. *International Journal of Environmental Research and Public  
678 Health*, *18*(16), 8276. <https://doi.org/10.3390/ijerph18168276>
- 679 Bjerregaard, P., Olesen, I., Curtis, T., & Christina, L., Viskum Lytken. (2021). 'Dietary issues in  
680 contemporary Greenland: Dietary patterns, food insecurity, and the role of traditional food  
681 among the Greenlandic Inuit in the twenty-first century' in Hossain, Nilsson and Herrmann  
682 (eds.) *Food Security in the High North Contemporary Challenges Across the Circumpolar  
683 Region*. Routledge.
- 684 Blicharska, M., Smithers, R. J., Mikusiński, G., Rönnbäck, P., Harrison, P. A., Nilsson, M., & Sutherland,  
685 W. J. (2019). Biodiversity's contributions to sustainable development. *Nature Sustainability*,  
686 *2*(12), 1083–1093. <https://doi.org/10.1038/s41893-019-0417-9>
- 687 Bourke, D., Stanley, D., O'Rourke, E., Thompson, R., Carnus, T., Dauber, J., Emmerson, M., Whelan,  
688 P., Hecq, F., Flynn, E., Dolan, L., & Stout, J. (2014). Response of farmland biodiversity to the  
689 introduction of bioenergy crops: Effects of local factors and surrounding landscape context.  
690 *GCB Bioenergy*, *6*(3), 275–289. <https://doi.org/10.1111/gcbb.12089>
- 691 Brauman, K. A., Garibaldi, L. A., Polasky, S., Aumeeruddy-Thomas, Y., Brancalion, P. H. S., DeClerck,  
692 F., Jacob, U., Mastrangelo, M. E., Nkongolo, N. V., Palang, H., Pérez-Méndez, N., Shannon, L.  
693 J., Shrestha, U. B., Strombom, E., & Verma, M. (2020). Global trends in nature's contributions

- 694 to people. *Proceedings of the National Academy of Sciences*, 117(51), 32799–32805.  
695 <https://doi.org/10.1073/pnas.2010473117>
- 696 Buekers, J., Van Holderbeke, M., Bierkens, J., & Int Panis, L. (2014). Health and environmental  
697 benefits related to electric vehicle introduction in EU countries. *Transportation Research*  
698 *Part D: Transport and Environment*, 33, 26–38. <https://doi.org/10.1016/j.trd.2014.09.002>
- 699 Cardinale, B. J., Duffy, J. E., Gonzalez, A., Hooper, D. U., Perrings, C., Venail, P., Narwani, A., Mace, G.  
700 M., Tilman, D., Wardle, D. A., Kinzig, A. P., Daily, G. C., Loreau, M., Grace, J. B., Larigauderie,  
701 A., Srivastava, D. S., & Naeem, S. (2012). Biodiversity loss and its impact on humanity.  
702 *Nature*, 486(7401), 59–67. <https://doi.org/10.1038/nature11148>
- 703 Cardoso, P. G., Raffaelli, D., Lillebø, A. I., Verdelhos, T., & Pardal, M. A. (2008). The impact of extreme  
704 flooding events and anthropogenic stressors on the macrobenthic communities' dynamics.  
705 *Estuarine, Coastal and Shelf Science*, 76(3), 553–565.  
706 <https://doi.org/10.1016/j.ecss.2007.07.026>
- 707 Carmona-Moreno, C., Crestaz, E., Cimmarrusti, Y., Farinosi, F., Biedler, M., Amani, A., Mishra, A., &  
708 Carmona-Gutierrez, A. (2021). Implementing the Water–Energy–Food–Ecosystems Nexus  
709 and Achieving the Sustainable Development Goals. *UNESCO, European Union and IWA*  
710 *Publishing*.
- 711 Cartisano, R., Mattioli, W., Corona, P., Mugnozza, G. S., Sabatti, M., Ferrari, B., Cimini, D., &  
712 Giuliarelli, D. (2013). Assessing and mapping biomass potential productivity from poplar-  
713 dominated riparian forests: A case study. *Biomass and Bioenergy*, 54, 293–302.  
714 <https://doi.org/10.1016/j.biombioe.2012.10.023>
- 715 Carvalho, P. N., Finger, D. C., Masi, F., Cipolletta, G., Oral, H. V., Tóth, A., Regelsberger, M., &  
716 Exposito, A. (2022). Nature-based solutions addressing the water-energy-food nexus: Review  
717 of theoretical concepts and urban case studies. *Journal of Cleaner Production*, 338, 130652.  
718 <https://doi.org/10.1016/j.jclepro.2022.130652>
- 719 CBD Secretariat. (2022). *Decision adopted by the Conference of the Parties to the Convention on*  
720 *Biological Diversity 15/4. Kunming-Montreal Global Biodiversity Framework*.  
721 <https://www.cbd.int/doc/decisions/cop-15/cop-15-dec-04-en.pdf>
- 722 Clark, N. E., Lovell, R., Wheeler, B. W., Higgins, S. L., Depledge, M. H., & Norris, K. (2014).  
723 Biodiversity, cultural pathways, and human health: A framework. *Trends in Ecology &*  
724 *Evolution*, 29(4), 198–204. <https://doi.org/10.1016/j.tree.2014.01.009>
- 725 Comino, E., Dominici, L., Ambrogio, F., & Rosso, M. (2020). Mini-hydro power plant for the  
726 improvement of urban water-energy nexus toward sustainability—A case study. *Journal of*  
727 *Cleaner Production*, 249, 119416. <https://doi.org/10.1016/j.jclepro.2019.119416>
- 728 Couto, A. P., Ferreira, E., Torres, R. T., & Fonseca, C. (2017). Local and Landscape Drivers of Pond-  
729 Breeding Amphibian Diversity at the Northern Edge of the Mediterranean. *Herpetologica*,  
730 73(1), 10–17. <https://doi.org/10.1655/HERPETOLOGICA-D-16-00020.1>
- 731 Cristiano, E., Deidda, R., & Viola, F. (2021). The role of green roofs in urban Water-Energy-Food-  
732 Ecosystem nexus: A review. *Science of The Total Environment*, 756, 143876.  
733 <https://doi.org/10.1016/j.scitotenv.2020.143876>
- 734 Crnobrnja-Isailović, J., Jovanović, B., Ilić, M., Čorović, J., Čubrić, T., Stojadinović, D., & Ćosić, N.  
735 (2021). Small Hydropower Plants' Proliferation Would Negatively Affect Local Herpetofauna.  
736 *Frontiers in Ecology and Evolution*, 9, 610325. <https://doi.org/10.3389/fevo.2021.610325>
- 737 Dall-Orsoletta, A., Ferreira, P., & Gilson Dranka, G. (2022). Low-carbon technologies and just energy  
738 transition: Prospects for electric vehicles. *Energy Conversion and Management: X*, 16,  
739 100271. <https://doi.org/10.1016/j.ecmx.2022.100271>

- 740 Di Giulio, M., Holderegger, R., & Tobias, S. (2009). Effects of habitat and landscape fragmentation on  
741 humans and biodiversity in densely populated landscapes. *Journal of Environmental*  
742 *Management*, 90(10), 2959–2968. <https://doi.org/10.1016/j.jenvman.2009.05.002>
- 743 Díaz, S., Demissew, S., Carabias, J., Joly, C., Lonsdale, M., Ash, N., Larigauderie, A., Adhikari, J. R.,  
744 Arico, S., Báldi, A., Bartuska, A., Baste, I. A., Bilgin, A., Brondizio, E., Chan, K. M., Figueroa, V.  
745 E., Duraiappah, A., Fischer, M., Hill, R., ... Zlatanova, D. (2015). The IPBES Conceptual  
746 Framework—Connecting nature and people. *Current Opinion in Environmental*  
747 *Sustainability*, 14, 1–16. <https://doi.org/10.1016/j.cosust.2014.11.002>
- 748 Dolmer, P., & Frandsen, R. (2002). Evaluation of the Danish mussel fishery: Suggestions for an  
749 ecosystem management approach. *Helgoland Marine Research*, 56(1), 13–20.  
750 <https://doi.org/10.1007/s10152-001-0095-6>
- 751 Donadi, S., Degerman, E., McKie, B. G., Jones, D., Holmgren, K., & Sandin, L. (2021). Interactive  
752 effects of land use, river regulation, and climate on a key recreational fishing species in  
753 temperate and boreal streams. *Freshwater Biology*, 66(10), 1901–1914.  
754 <https://doi.org/10.1111/fwb.13799>
- 755 Dopico, E., Arboleya, E., Fernandez, S., Borrell, Y., Consuegra, S., De Leaniz, C. G., Lázaro, G.,  
756 Rodríguez, C., & Garcia-Vazquez, E. (2022). Water security determines social attitudes about  
757 dams and reservoirs in South Europe. *Scientific Reports*, 12(1), 6148.  
758 <https://doi.org/10.1038/s41598-022-10170-7>
- 759 Eiter, S., & Potthoff, K. (2007). Improving the factual knowledge of landscapes: Following up the  
760 European Landscape Convention with a comparative historical analysis of forces of  
761 landscape change in the Sjødalen and StØlsheimen mountain areas, Norway. *Norsk*  
762 *Geografisk Tidsskrift - Norwegian Journal of Geography*, 61(4), 145–156.  
763 <https://doi.org/10.1080/00291950701709127>
- 764 Elshout, P. M. F., Zelm, R., Velde, M., Steinmann, Z., & Huijbregts, M. A. J. (2019). Global relative  
765 species loss due to first-generation biofuel production for the transport sector. *GCB*  
766 *Bioenergy*, 11(6), 763–772. <https://doi.org/10.1111/gcbb.12597>
- 767 Eriksson, M., Samuelson, L., Jägerud, L., Mattsson, E., Celander, T., Malmer, A., Bengtsson, K.,  
768 Johansson, O., Schaaf, N., Svending, O., & Tengberg, A. (2018). Water, Forests, People: The  
769 Swedish Experience in Building Resilient Landscapes. *Environmental Management*, 62(1),  
770 45–57. <https://doi.org/10.1007/s00267-018-1066-x>
- 771 Estoque, R. C. (2023). Complexity and diversity of nexuses: A review of the nexus approach in the  
772 sustainability context. *Science of The Total Environment*, 854, 158612.  
773 <https://doi.org/10.1016/j.scitotenv.2022.158612>
- 774 European Commission DG Environment. (2021). *EU biodiversity strategy for 2030: Bringing nature*  
775 *back into our lives*. European Commission. <https://data.europa.eu/doi/10.2779/677548>
- 776 European Environment Agency. (2022). *Resource nexus and the European Green Deal*. Publications  
777 Office. <https://data.europa.eu/doi/10.2800/23787>
- 778 Fischer, L. K., Brinkmeyer, D., Karle, S. J., Cremer, K., Huttner, E., Seebauer, M., Nowikow, U.,  
779 Schütze, B., Voigt, P., Völker, S., & Kowarik, I. (2019). Biodiverse edible schools: Linking  
780 healthy food, school gardens and local urban biodiversity. *Urban Forestry & Urban Greening*,  
781 40, 35–43. <https://doi.org/10.1016/j.ufug.2018.02.015>
- 782 Flis, M. (2012). Trichinosis in Lublin Province in 2003-2010 on a Background of Wild Boar`S  
783 Population Dynamics. *Bulletin of the Veterinary Institute in Pulawy*, 56(1), 43–46.  
784 <https://doi.org/10.2478/v10213-012-0008-2>

- 785 Fotia, K., Mehmeti, A., Tsirogiannis, I., Nanos, G., Mamolos, A. P., Malamos, N., Barouchas, P., &  
786 Todorovic, M. (2021). LCA-Based Environmental Performance of Olive Cultivation in  
787 Northwestern Greece: From Rainfed to Irrigated through Conventional and Smart Crop  
788 Management Practices. *Water*, *13*(14), 1954. <https://doi.org/10.3390/w13141954>
- 789 Franzaring, J., Holz, I., Kauf, Z., & Fangmeier, A. (2015). Responses of the novel bioenergy plant  
790 species *Sida hermaphrodita* (L.) Rusby and *Silphium perfoliatum* L. to CO<sub>2</sub> fertilization at  
791 different temperatures and water supply. *Biomass and Bioenergy*, *81*, 574–583.  
792 <https://doi.org/10.1016/j.biombioe.2015.07.031>
- 793 Galantinho, A., Herrera, J. M., Eufrazio, S., Silva, C., Carvalho, F., Alpizar-Jara, R., & Mira, A. (2020).  
794 Road verges provide connectivity for small mammals: A case study with wood mice  
795 (*Apodemus sylvaticus*) in an agro-silvo pastoral system. *Journal of Environmental*  
796 *Management*, *258*, 110033. <https://doi.org/10.1016/j.jenvman.2019.110033>
- 797 Giubilato, E., Radomyski, A., Critto, A., Ciffroy, P., Brochot, C., Pizzol, L., & Marcomini, A. (2016).  
798 Modelling ecological and human exposure to POPs in Venice lagoon. Part I — Application of  
799 MERLIN-Expo tool for integrated exposure assessment. *Science of The Total Environment*,  
800 *565*, 961–976. <https://doi.org/10.1016/j.scitotenv.2016.04.146>
- 801 Glemnitz, M., Zander, P., & Stachow, U. (2015). Regionalizing land use impacts on farmland birds.  
802 *Environmental Monitoring and Assessment*, *187*(6), 336. [https://doi.org/10.1007/s10661-](https://doi.org/10.1007/s10661-015-4448-z)  
803 [015-4448-z](https://doi.org/10.1007/s10661-015-4448-z)
- 804 Gomez-Echeverri, L. (2018). Climate and development: Enhancing impact through stronger linkages  
805 in the implementation of the Paris Agreement and the Sustainable Development Goals  
806 (SDGs). *Philosophical Transactions of the Royal Society A: Mathematical, Physical and*  
807 *Engineering Sciences*, *376*(2119), 20160444. <https://doi.org/10.1098/rsta.2016.0444>
- 808 Göthe, E., Degerman, E., Sandin, L., Segersten, J., Tamario, C., & Mckie, B. G. (2019). Flow restoration  
809 and the impacts of multiple stressors on fish communities in regulated rivers. *Journal of*  
810 *Applied Ecology*, *56*(7), 1687–1702. <https://doi.org/10.1111/1365-2664.13413>
- 811 Green, J. M. H., Croft, S. A., Durán, A. P., Balmford, A. P., Burgess, N. D., Fick, S., Gardner, T. A.,  
812 Godar, J., Suavet, C., Virah-Sawmy, M., Young, L. E., & West, C. D. (2019). Linking global  
813 drivers of agricultural trade to on-the-ground impacts on biodiversity. *Proceedings of the*  
814 *National Academy of Sciences*, *116*(46), 23202–23208.  
815 <https://doi.org/10.1073/pnas.1905618116>
- 816 Habibullah, M. S., Din, B. H., Tan, S.-H., & Zahid, H. (2022). Impact of climate change on biodiversity  
817 loss: Global evidence. *Environmental Science and Pollution Research*, *29*(1), 1073–1086.  
818 <https://doi.org/10.1007/s11356-021-15702-8>
- 819 Harrison, P. A., Dunford, R., Savin, C., Rounsevell, M. D. A., Holman, I. P., Kebede, A. S., & Stuch, B.  
820 (2015). Cross-sectoral impacts of climate change and socio-economic change for multiple,  
821 European land- and water-based sectors. *Climatic Change*, *128*(3–4), 279–292.  
822 <https://doi.org/10.1007/s10584-014-1239-4>
- 823 Haugen, H., Linløkken, A., Østbye, K., & Heggenes, J. (2020). Landscape genetics of northern crested  
824 newt *Triturus cristatus* populations in a contrasting natural and human-impacted boreal  
825 forest. *Conservation Genetics*, *21*(3), 515–530. <https://doi.org/10.1007/s10592-020-01266-6>
- 826 Hellegers, P., Zilberman, D., Steduto, P., & McCornick, P. (2008). Interactions between water, energy,  
827 food and environment: Evolving perspectives and policy issues. *Water Policy*, *10*(S1), 1–10.  
828 <https://doi.org/10.2166/wp.2008.048>
- 829 Hirwa, H., Zhang, Q., Qiao, Y., Peng, Y., Leng, P., Tian, C., Khasanov, S., Li, F., Kayiranga, A., Muhirwa,  
830 F., Itangishaka, A. C., Habiyaremye, G., & Ngamije, J. (2021). Insights on Water and Climate



- 831 Change in the Greater Horn of Africa: Connecting Virtual Water and Water-Energy-Food-  
832 Biodiversity-Health Nexus. *Sustainability*, 13(11), 6483. <https://doi.org/10.3390/su13116483>
- 833 Hochkirch, A., Bilz, M., Ferreira, C. C., Danielczak, A., Allen, D., Nieto, A., Rondinini, C., Harding, K.,  
834 Hilton-Taylor, C., Pollock, C. M., Seddon, M., Vié, J.-C., Alexander, K. N. A., Beech, E., Biscoito,  
835 M., Braud, Y., Burfield, I. J., Buzzetti, F. M., Cálix, M., ... Zuna-Kratky, T. (2023). A multi-taxon  
836 analysis of European Red Lists reveals major threats to biodiversity. *PLOS ONE*, 18(11),  
837 e0293083. <https://doi.org/10.1371/journal.pone.0293083>
- 838 Hulme, P. E. (2020). One Biosecurity: A unified concept to integrate human, animal, plant, and  
839 environmental health. *Emerging Topics in Life Sciences*, 4(5), 539–549.  
840 <https://doi.org/10.1042/ETLS20200067>
- 841 Hunter, R. F., Adlakha, D., Cardwell, C., Cupples, M. E., Donnelly, M., Ellis, G., Gough, A., Hutchinson,  
842 G., Kearney, T., Longo, A., Prior, L., McAneney, H., Ferguson, S., Johnston, B., Stevenson, M.,  
843 Kee, F., & Tully, M. A. (2021). Investigating the physical activity, health, wellbeing, social and  
844 environmental effects of a new urban greenway: A natural experiment (the PARC study).  
845 *International Journal of Behavioral Nutrition and Physical Activity*, 18(1), 142.  
846 <https://doi.org/10.1186/s12966-021-01213-9>
- 847 Hunter, R. F., Cleland, C., Cleary, A., Droomers, M., Wheeler, B. W., Sinnett, D., Nieuwenhuijsen, M.  
848 J., & Braubach, M. (2019). Environmental, health, wellbeing, social and equity effects of  
849 urban green space interventions: A meta-narrative evidence synthesis. *Environment*  
850 *International*, 130, 104923. <https://doi.org/10.1016/j.envint.2019.104923>
- 851 Ioannou, A. E., & Laspidou, C. S. (2022). Resilience Analysis Framework for a Water–Energy–Food  
852 Nexus System Under Climate Change. *Frontiers in Environmental Science*, 10, 820125.  
853 <https://doi.org/10.3389/fenvs.2022.820125>
- 854 IPBES. (2018). *The IPBES regional assessment report on biodiversity and ecosystem services for*  
855 *Europe and Central Asia* (Report). Zenodo. <https://doi.org/10.5281/ZENODO.3237428>
- 856 IPBES. (2019). *IPBES Global Assessment on Biodiversity and Ecosystem Services*.
- 857 IPBES. (2020). *Workshop Report on Biodiversity and Pandemics of the Intergovernmental Platform on*  
858 *Biodiversity and Ecosystem Services (IPBES) (1.3)*. Intergovernmental Platform on Biodiversity  
859 and Ecosystem Services. <https://doi.org/10.5281/ZENODO.4147317>
- 860 IPBES. (2021). *Methodological guidance for recognizing and working with indigenous and local*  
861 *knowledge in IPBES (Draft)*. Intergovernmental Platform on Biodiversity and Ecosystem  
862 Services. [https://www.ipbes.net/sites/default/files/inline-files/IPBES\\_ILK\\_MethGuide.pdf](https://www.ipbes.net/sites/default/files/inline-files/IPBES_ILK_MethGuide.pdf)
- 863 Irabien, A., & Darton, R. C. (2016). Energy–water–food nexus in the Spanish greenhouse tomato  
864 production. *Clean Technologies and Environmental Policy*, 18(5), 1307–1316.  
865 <https://doi.org/10.1007/s10098-015-1076-9>
- 866 IWGIA. (2023). *The Indigenous World 2023*. (37th Edition, pp. 455–474). IWGIA.  
867 <https://www.iwgia.org/en/indigenous-world-editorial/5140-iw-2023-editorial.html>
- 868 Jaakkola, J. J. K., Juntunen, S., & Näkkäläjärvi, K. (2018). The Holistic Effects of Climate Change on the  
869 Culture, Well-Being, and Health of the Saami, the Only Indigenous People in the European  
870 Union. *Current Environmental Health Reports*, 5(4), 401–417.  
871 <https://doi.org/10.1007/s40572-018-0211-2>
- 872 Jaroenkietkajorn, U., & Gheewala, S. H. (2021). Understanding the impacts on land use through  
873 GHG-water-land-biodiversity nexus: The case of oil palm plantations in Thailand. *Science of*  
874 *The Total Environment*, 800, 149425. <https://doi.org/10.1016/j.scitotenv.2021.149425>

- 875 Johansson, M., Primmer, C. R., Sahlsten, J., & Merilä, J. (2005). The influence of landscape structure  
876 on occurrence, abundance and genetic diversity of the common frog, *Rana temporaria*.  
877 *Global Change Biology*, *11*(10), 1664–1679. [https://doi.org/10.1111/j.1365-](https://doi.org/10.1111/j.1365-2486.2005.1005.x)  
878 [2486.2005.1005.x](https://doi.org/10.1111/j.1365-2486.2005.1005.x)
- 879 Johnson, C. A., Murayama, M., Küsel, K., & Hochella, M. F., Jr. (2015). Polycrystallinity of green rust  
880 minerals and their synthetic analogs: Implications for particle formation and reactivity in  
881 complex systems. *American Mineralogist*, *100*(10), 2091–2105. [https://doi.org/10.2138/am-](https://doi.org/10.2138/am-2015-5287)  
882 [2015-5287](https://doi.org/10.2138/am-2015-5287)
- 883 Juutinen, A., Tolvanen, A., Saarimaa, M., Ojanen, P., Sarkkola, S., Ahtikoski, A., Haikarainen, S., Karhu,  
884 J., Haara, A., Nieminen, M., Penttilä, T., Nousiainen, H., Hotanen, J.-P., Minkkinen, K.,  
885 Kurttila, M., Heikkinen, K., Sallantausta, T., Aapala, K., & Tuominen, S. (2020). Cost-effective  
886 land-use options of drained peatlands– integrated biophysical-economic modeling approach.  
887 *Ecological Economics*, *175*, 106704. <https://doi.org/10.1016/j.ecolecon.2020.106704>
- 888 Kati, V., Kassara, C., Vrontisi, Z., & Moustakas, A. (2021). The biodiversity-wind energy-land use  
889 nexus in a global biodiversity hotspot. *Science of The Total Environment*, *768*, 144471.  
890 <https://doi.org/10.1016/j.scitotenv.2020.144471>
- 891 Khreis, H., Warsow, K. M., Verlinghieri, E., Guzman, A., Pellecuer, L., Ferreira, A., Jones, I., Heinen, E.,  
892 Rojas-Rueda, D., Mueller, N., Schepers, P., Lucas, K., & Nieuwenhuijsen, M. (2016). The  
893 health impacts of traffic-related exposures in urban areas: Understanding real effects,  
894 underlying driving forces and co-producing future directions. *Journal of Transport & Health*,  
895 *3*(3), 249–267. <https://doi.org/10.1016/j.jth.2016.07.002>
- 896 Kim, H., Peterson, G., Cheung, W., Ferrier, S., Alkemade, R., Arneth, A., Kuiper, J., Okayasu, S.,  
897 Pereira, L. M., Acosta, L. A., chaplin-kramer, rebecca, Belder, E. den, Eddy, T., Johnson, J.,  
898 Karlsson-Vinkhuysen, S., Kok, M., Leadley, P., Leclère, D., Lundquist, C. J., ... Pereira, H.  
899 (2021). *Towards a better future for biodiversity and people: Modelling Nature Futures*  
900 [Preprint]. SocArXiv. <https://doi.org/10.31235/osf.io/93sqp>
- 901 Klante, C., Larson, M., & Persson, K. M. (2021). Brownification in Lake Bolmen, Sweden, and its  
902 relationship to natural and human-induced changes. *Journal of Hydrology: Regional Studies*,  
903 *36*, 100863. <https://doi.org/10.1016/j.ejrh.2021.100863>
- 904 Kropf, B., Schmid, E., & Mitter, H. (2021). Multi-step cognitive mapping of perceived nexus  
905 relationships in the Seewinkel region in Austria. *Environmental Science & Policy*, *124*, 604–  
906 615. <https://doi.org/10.1016/j.envsci.2021.08.004>
- 907 Lapidou, C., Mellios, N., & Kofinas, D. (2019). Towards Ranking the Water–Energy–Food–Land Use–  
908 Climate Nexus Interlinkages for Building a Nexus Conceptual Model with a Heuristic  
909 Algorithm. *Water*, *11*(2), 306. <https://doi.org/10.3390/w11020306>
- 910 Leadley, P., Gonzalez, A., Obura, D., Krug, C. B., Londoño-Murcia, M. C., Millette, K. L., Radulovici, A.,  
911 Rankovic, A., Shannon, L. J., Archer, E., Armah, F. A., Bax, N., Chaudhari, K., Costello, M. J.,  
912 Dávalos, L. M., Roque, F. D. O., DeClerck, F., Dee, L. E., Essl, F., ... Xu, J. (2022). Achieving  
913 global biodiversity goals by 2050 requires urgent and integrated actions. *One Earth*, *5*(6),  
914 597–603. <https://doi.org/10.1016/j.oneear.2022.05.009>
- 915 Leiva-Dueñas, C., Leavitt, P. R., Buchaca, T., Cortizas, A. M., López-Merino, L., Serrano, O., Lavery, P.  
916 S., Schouten, S., & Mateo, M. A. (2020). Factors regulating primary producers' assemblages  
917 in *Posidonia oceanica* (L.) Delile ecosystems over the past 1800 years. *Science of The Total*  
918 *Environment*, *718*, 137163. <https://doi.org/10.1016/j.scitotenv.2020.137163>
- 919 Linney, G. N., Henrys, P. A., Blackburn, G. A., Maskell, L. C., & Harrison, P. A. (2020). A visualization  
920 platform to analyze contextual links between natural capital and ecosystem services.  
921 *Ecosystem Services*, *45*, 101189. <https://doi.org/10.1016/j.ecoser.2020.101189>

- 922 Liu, J., Hull, V., Godfray, H. C. J., Tilman, D., Gleick, P., Hoff, H., Pahl-Wostl, C., Xu, Z., Chung, M. G.,  
 923 Sun, J., & Li, S. (2018). Nexus approaches to global sustainable development. *Nature*  
 924 *Sustainability*, 1(9), 466–476. <https://doi.org/10.1038/s41893-018-0135-8>
- 925 Livingstone, D., Smyth, B. M., Foley, A. M., Murray, S. T., Lyons, G., & Johnston, C. (2021). Willow  
 926 coppice in intensive agricultural applications to reduce strain on the food-energy-water  
 927 nexus. *Biomass and Bioenergy*, 144, 105903.  
 928 <https://doi.org/10.1016/j.biombioe.2020.105903>
- 929 Lucca, E., El Jeitany, J., Castelli, G., Pacetti, T., Bresci, E., Nardi, F., & Caporali, E. (2023). A review of  
 930 water-energy-food-ecosystems Nexus research in the Mediterranean: Evolution, gaps and  
 931 applications. *Environmental Research Letters*, 18(8), 083001. <https://doi.org/10.1088/1748-9326/ace375>
- 933 Malik, R. P. S. (2002). Water-Energy Nexus in Resource-poor Economies: The Indian Experience.  
 934 *International Journal of Water Resources Development*, 18(1), 47–58.  
 935 <https://doi.org/10.1080/07900620220121648>
- 936 Mayer, M., Fischer, C., Blaum, N., Sunde, P., & Ullmann, W. (2023). Influence of roads on space use  
 937 by European hares in different landscapes. *Landscape Ecology*, 38(1), 131–146.  
 938 <https://doi.org/10.1007/s10980-022-01552-3>
- 939 Mbow, C., Van Noordwijk, M., Luedeling, E., Neufeldt, H., Minang, P. A., & Kowero, G. (2014).  
 940 Agroforestry solutions to address food security and climate change challenges in Africa.  
 941 *Current Opinion in Environmental Sustainability*, 6, 61–67.  
 942 <https://doi.org/10.1016/j.cosust.2013.10.014>
- 943 Medlock, J. M., Hansford, K. M., Schaffner, F., Versteirt, V., Hendrickx, G., Zeller, H., & Bortel, W. V.  
 944 (2012). A Review of the Invasive Mosquitoes in Europe: Ecology, Public Health Risks, and  
 945 Control Options. *Vector-Borne and Zoonotic Diseases*, 12(6), 435–447.  
 946 <https://doi.org/10.1089/vbz.2011.0814>
- 947 Milićević, D., Nastasijevic, I., & Petrovic, Z. (2016). Mycotoxin in the food supply chain—Implications  
 948 for public health program. *Journal of Environmental Science and Health, Part C*, 34(4), 293–  
 949 319. <https://doi.org/10.1080/10590501.2016.1236607>
- 950 Moreno Vargas, D. C., Quiñones Hoyos, C. D. P., & Hernández Manrique, O. L. (2023). The water-  
 951 energy-food nexus in biodiversity conservation: A systematic review around sustainability  
 952 transitions of agricultural systems. *Heliyon*, 9(7), e17016.  
 953 <https://doi.org/10.1016/j.heliyon.2023.e17016>
- 954 Müller, A., Janetschek, H., & Weigelt, J. (2015). Towards a governance heuristic for sustainable  
 955 development. *Current Opinion in Environmental Sustainability*, 15, 49–56.  
 956 <https://doi.org/10.1016/j.cosust.2015.08.007>
- 957 Newell, R. (2023). The climate-biodiversity-health nexus: A framework for integrated community  
 958 sustainability planning in the Anthropocene. *Frontiers in Climate*, 5, 1177025.  
 959 <https://doi.org/10.3389/fclim.2023.1177025>
- 960 Nilsson, L. M. (2018). Food, Nutrition, and Health in Sápmi. In *Nutritional and Health Aspects of Food*  
 961 *in Nordic Countries* (pp. 179–195). Elsevier. <https://doi.org/10.1016/B978-0-12-809416-7.00007-X>
- 963 Ocobock, C., Turunen, M., Soppela, P., & Rasmus, S. (2023). The impact of winter warming and more  
 964 frequent icing events on reindeer herder occupational safety, health, and wellbeing.  
 965 *American Journal of Human Biology*, 35(1), e23790. <https://doi.org/10.1002/ajhb.23790>
- 966 One Health High-Level Expert Panel (OHHLEP), Adisasmito, W. B., Almuhairi, S., Behravesh, C. B.,  
 967 Bilivogui, P., Bukachi, S. A., Casas, N., Cediël Becerra, N., Charron, D. F., Chaudhary, A., Ciacci

- 968 Zanella, J. R., Cunningham, A. A., Dar, O., Debnath, N., Dungu, B., Farag, E., Gao, G. F.,  
969 Hayman, D. T. S., Khaitsa, M., ... Zhou, L. (2022). One Health: A new definition for a  
970 sustainable and healthy future. *PLOS Pathogens*, *18*(6), e1010537.  
971 <https://doi.org/10.1371/journal.ppat.1010537>
- 972 Ortiz, A. M. D., Outhwaite, C. L., Dalin, C., & Newbold, T. (2021). A review of the interactions  
973 between biodiversity, agriculture, climate change, and international trade: Research and  
974 policy priorities. *One Earth*, *4*(1), 88–101. <https://doi.org/10.1016/j.oneear.2020.12.008>
- 975 Ostfeld, R. S. (2017). Biodiversity loss and the ecology of infectious disease. *The Lancet Planetary  
976 Health*, *1*(1), e2–e3. [https://doi.org/10.1016/S2542-5196\(17\)30010-4](https://doi.org/10.1016/S2542-5196(17)30010-4)
- 977 Paleari, S. (2024). The EU policy on climate change, biodiversity and circular economy: Moving  
978 towards a Nexus approach. *Environmental Science & Policy*, *151*, 103603.  
979 <https://doi.org/10.1016/j.envsci.2023.103603>
- 980 Pallozzi, E., Guidolotti, G., Mattioni, M., & Calfapietra, C. (2020). Particulate matter concentrations  
981 and fluxes within an urban park in Naples. *Environmental Pollution*, *266*, 115134.  
982 <https://doi.org/10.1016/j.envpol.2020.115134>
- 983 Pascual, U., McElwee, P. D., Diamond, S. E., Ngo, H. T., Bai, X., Cheung, W. W. L., Lim, M., Steiner, N.,  
984 Agard, J., Donatti, C. I., Duarte, C. M., Leemans, R., Managi, S., Pires, A. P. F., Reyes-García,  
985 V., Trisos, C., Scholes, R. J., & Pörtner, H.-O. (2022). Governing for Transformative Change  
986 across the Biodiversity–Climate–Society Nexus. *BioScience*, *72*(7), 684–704.  
987 <https://doi.org/10.1093/biosci/biac031>
- 988 Pasimeni, M. R., Valente, D., Zurlini, G., & Petrosillo, I. (2019). The interplay between urban  
989 mitigation and adaptation strategies to face climate change in two European countries.  
990 *Environmental Science & Policy*, *95*, 20–27. <https://doi.org/10.1016/j.envsci.2019.02.002>
- 991 Perišić, M., Barceló, E., Dimic-Misic, K., Imani, M., & Spasojević Brkić, V. (2022). The Role of  
992 Bioeconomy in the Future Energy Scenario: A State-of-the-Art Review. *Sustainability*, *14*(1),  
993 560. <https://doi.org/10.3390/su14010560>
- 994 Petersson, M., & Stoett, P. (2022). Lessons learnt in global biodiversity governance. *International  
995 Environmental Agreements: Politics, Law and Economics*, *22*(2), 333–352.  
996 <https://doi.org/10.1007/s10784-022-09565-8>
- 997 Peyton, J., Martinou, A. F., Pescott, O. L., Demetriou, M., Adriaens, T., Arianoutsou, M., Bazos, I.,  
998 Bean, C. W., Booy, O., Botham, M., Britton, J. R., Cervia, J. L., Charilaou, P., Chartosia, N.,  
999 Dean, H. J., Delipetrou, P., Dimitriou, A. C., Dörflinger, G., Fawcett, J., ... Roy, H. E. (2019).  
1000 Horizon scanning for invasive alien species with the potential to threaten biodiversity and  
1001 human health on a Mediterranean island. *Biological Invasions*, *21*(6), 2107–2125.  
1002 <https://doi.org/10.1007/s10530-019-01961-7>
- 1003 Pittock, J. (2011). National Climate Change Policies and Sustainable Water Management: Conflicts  
1004 and Synergies. *Ecology and Society*, *16*(2), art25. <https://doi.org/10.5751/ES-04037-160225>
- 1005 Pörtner et al., H. O. (2021). *IPBES-IPCC CO-SPONSORED WORKSHOP BIODIVERSITY AND CLIMATE  
1006 CHANGE WORKSHOP REPORT*. [https://ipbes.net/sites/default/files/2021-  
1007 06/20210609\\_workshop\\_report\\_embargo\\_3pm\\_CEST\\_10\\_june\\_0.pdf](https://ipbes.net/sites/default/files/2021-06/20210609_workshop_report_embargo_3pm_CEST_10_june_0.pdf)
- 1008 Pullens, J. W. M., Sottocornola, M., Kiely, G., Gianelle, D., & Rigon, R. (2018). Assessment of the  
1009 water and energy budget in a peatland catchment of the Alps using the process based  
1010 GEOtop hydrological model. *Journal of Hydrology*, *563*, 195–210.  
1011 <https://doi.org/10.1016/j.jhydrol.2018.05.041>

- 1012 Puodziukas, V., Svarpliene, A., & Braga, A. (2016). Measures for Sustainable Development of Road  
 1013 Network. *Transportation Research Procedia*, *14*, 965–972.  
 1014 <https://doi.org/10.1016/j.trpro.2016.05.076>
- 1015 Quave, C. L., & Pieroni, A. (2015). A reservoir of ethnobotanical knowledge informs resilient food  
 1016 security and health strategies in the Balkans. *Nature Plants*, *1*(2), 14021.  
 1017 <https://doi.org/10.1038/nplants.2014.21>
- 1018 Raymond, S., Spencer, M., Chadwick, E. A., Madden, J. R., & Perkins, S. E. (2023). The impact of the  
 1019 COVID-19 lockdowns on wildlife–vehicle collisions in the UK. *Journal of Animal Ecology*,  
 1020 *92*(6), 1244–1255. <https://doi.org/10.1111/1365-2656.13913>
- 1021 Robinson, N. A. (2017). Biodiversity in international environmental law through the UN Sustainable  
 1022 Development Goals. In C. R. McManis & B. Ong (Eds.), *Routledge Handbook of Biodiversity  
 1023 and the Law* (1st ed., pp. 27–41). Routledge. <https://doi.org/10.4324/9781315530857-3>
- 1024 Rook, G. A. (2013). Regulation of the immune system by biodiversity from the natural environment:  
 1025 An ecosystem service essential to health. *Proceedings of the National Academy of Sciences*,  
 1026 *110*(46), 18360–18367. <https://doi.org/10.1073/pnas.1313731110>
- 1027 Sacchelli, S., De Meo, I., & Paletto, A. (2013). Bioenergy production and forest multifunctionality: A  
 1028 trade-off analysis using multiscale GIS model in a case study in Italy. *Applied Energy*, *104*,  
 1029 10–20. <https://doi.org/10.1016/j.apenergy.2012.11.038>
- 1030 Sachs, I., & Silk, D. (1990). *Food and energy: Strategies for sustainable development*. United Nations  
 1031 University Press.
- 1032 Sandifer, P. A., Sutton-Grier, A. E., & Ward, B. P. (2015). Exploring connections among nature,  
 1033 biodiversity, ecosystem services, and human health and well-being: Opportunities to  
 1034 enhance health and biodiversity conservation. *Ecosystem Services*, *12*, 1–15.  
 1035 <https://doi.org/10.1016/j.ecoser.2014.12.007>
- 1036 Santangeli, A., Di Minin, E., Toivonen, T., Pogson, M., Hastings, A., Smith, P., & Moilanen, A. (2016).  
 1037 Synergies and trade-offs between renewable energy expansion and biodiversity  
 1038 conservation – a cross-national multifactor analysis. *GCB Bioenergy*, *8*(6), 1191–1200.  
 1039 <https://doi.org/10.1111/gcbb.12337>
- 1040 Scartazza, A., Mancini, M. L., Proietti, S., Moscatello, S., Mattioni, C., Costantini, F., Di Baccio, D.,  
 1041 Villani, F., & Massacci, A. (2020). Caring local biodiversity in a healing garden: Therapeutic  
 1042 benefits in young subjects with autism. *Urban Forestry & Urban Greening*, *47*, 126511.  
 1043 <https://doi.org/10.1016/j.ufug.2019.126511>
- 1044 Schulze, E.-D. (2006). Biological control of the terrestrial carbon sink. *Biogeosciences*, *3*(2), 147–166.  
 1045 <https://doi.org/10.5194/bg-3-147-2006>
- 1046 Seddon, N., Smith, A., Smith, P., Key, I., Chausson, A., Girardin, C., House, J., Srivastava, S., & Turner,  
 1047 B. (2021). Getting the message right on nature-based solutions to climate change. *Global  
 1048 Change Biology*, *27*(8), 1518–1546. <https://doi.org/10.1111/gcb.15513>
- 1049 Sietz, D., & Neudert, R. (2022). Taking stock of and advancing knowledge on interaction archetypes  
 1050 at the nexus between land, biodiversity, food and climate. *Environmental Research Letters*,  
 1051 *17*(11), 113004. <https://doi.org/10.1088/1748-9326/ac9a5c>
- 1052 Simkins, A. T., Beresford, A. E., Buchanan, G. M., Crowe, O., Elliott, W., Izquierdo, P., Patterson, D. J.,  
 1053 & Butchart, S. H. M. (2023). A global assessment of the prevalence of current and potential  
 1054 future infrastructure in Key Biodiversity Areas. *Biological Conservation*, *281*, 109953.  
 1055 <https://doi.org/10.1016/j.biocon.2023.109953>

- 1056 Sonter, L. J., Dade, M. C., Watson, J. E. M., & Valenta, R. K. (2020). Renewable energy production will  
 1057 exacerbate mining threats to biodiversity. *Nature Communications*, *11*(1), 4174.  
 1058 <https://doi.org/10.1038/s41467-020-17928-5>
- 1059 Stoy, P. C., Ahmed, S., Jarchow, M., Rashford, B., Swanson, D., Albeke, S., Bromley, G., Brookshire, E.  
 1060 N. J., Dixon, M. D., Haggerty, J., Miller, P., Peyton, B., Royem, A., Spangler, L., Straub, C., &  
 1061 Poulter, B. (2018). Opportunities and Trade-offs among BECCS and the Food, Water, Energy,  
 1062 Biodiversity, and Social Systems Nexus at Regional Scales. *BioScience*, *68*(2), 100–111.  
 1063 <https://doi.org/10.1093/biosci/bix145>
- 1064 Subedi, R., Karki, M., & Panday, D. (2020). Food System and Water–Energy–Biodiversity Nexus in  
 1065 Nepal: A Review. *Agronomy*, *10*(8), 1129. <https://doi.org/10.3390/agronomy10081129>
- 1066 Sula, E., Aliko, V., Barceló, D., & Faggio, C. (2020). Combined effects of moderate hypoxia, pesticides  
 1067 and PCBs upon crucian carp fish, *Carassius carassius*, from a freshwater lake- in situ  
 1068 ecophysiological approach. *Aquatic Toxicology*, *228*, 105644.  
 1069 <https://doi.org/10.1016/j.aquatox.2020.105644>
- 1070 Sutherland, W. J., Pullin, A. S., Dolman, P. M., & Knight, T. M. (2004). The need for evidence-based  
 1071 conservation. *Trends in Ecology & Evolution*, *19*(6), 305–308.  
 1072 <https://doi.org/10.1016/j.tree.2004.03.018>
- 1073 Todorović, M., Mehmeti, A., & Cantore, V. (2018). Impact of different water and nitrogen inputs on  
 1074 the eco-efficiency of durum wheat cultivation in Mediterranean environments. *Journal of*  
 1075 *Cleaner Production*, *183*, 1276–1288. <https://doi.org/10.1016/j.jclepro.2018.02.200>
- 1076 Toffolo, C., Gentili, R., Banfi, E., Montagnani, C., Caronni, S., Citterio, S., & Galasso, G. (2021). Urban  
 1077 plant assemblages by land use type in Milan: Floristic, ecological and functional diversities  
 1078 and refugium role of railway areas. *Urban Forestry & Urban Greening*, *62*, 127175.  
 1079 <https://doi.org/10.1016/j.ufug.2021.127175>
- 1080 Tsonkova, P., Böhm, C., Quinkenstein, A., & Freese, D. (2012). Ecological benefits provided by alley  
 1081 cropping systems for production of woody biomass in the temperate region: A review.  
 1082 *Agroforestry Systems*, *85*(1), 133–152. <https://doi.org/10.1007/s10457-012-9494-8>
- 1083 UNECE. (2015). *Reconciling Resource Uses in Transboundary Basins: Assessment of the Water Food-*  
 1084 *Energy-Ecosystems Nexus*. United Nations Economic Commission for Euro, United Nations.
- 1085 Urban, P., & Hametner, M. (2022). The Economy–Environment Nexus: Sustainable Development  
 1086 Goals Interlinkages in Austria. *Sustainability*, *14*(19), 12281.  
 1087 <https://doi.org/10.3390/su141912281>
- 1088 Voortman, B. R., Bartholomeus, R. P., Van Der Zee, S. E. A. T. M., Bierkens, M. F. P., & Witte, J. P. M.  
 1089 (2015). Quantifying energy and water fluxes in dry dune ecosystems of the Netherlands.  
 1090 *Hydrology and Earth System Sciences*, *19*(9), 3787–3805. [https://doi.org/10.5194/hess-19-](https://doi.org/10.5194/hess-19-3787-2015)  
 1091 [3787-2015](https://doi.org/10.5194/hess-19-3787-2015)
- 1092 Wagner, D. L. (2020). Insect Declines in the Anthropocene. *Annual Review of Entomology*, *65*(1),  
 1093 457–480. <https://doi.org/10.1146/annurev-ento-011019-025151>
- 1094 Walsh, J. C., Dicks, L. V., & Sutherland, W. J. (2015). The effect of scientific evidence on conservation  
 1095 practitioners' management decisions. *Conservation Biology*, *29*(1), 88–98.  
 1096 <https://doi.org/10.1111/cobi.12370>
- 1097 Weerakkody, U., Dover, J. W., Mitchell, P., & Reiling, K. (2017). Particulate matter pollution capture  
 1098 by leaves of seventeen living wall species with special reference to rail-traffic at a  
 1099 metropolitan station. *Urban Forestry & Urban Greening*, *27*, 173–186.  
 1100 <https://doi.org/10.1016/j.ufug.2017.07.005>

- 1101 Westhoek, H., Lesschen, J. P., Rood, T., Wagner, S., De Marco, A., Murphy-Bokern, D., Leip, A., Van  
1102 Grinsven, H., Sutton, M. A., & Oenema, O. (2014). Food choices, health and environment:  
1103 Effects of cutting Europe's meat and dairy intake. *Global Environmental Change*, *26*, 196–  
1104 205. <https://doi.org/10.1016/j.gloenvcha.2014.02.004>
- 1105 Wright, A. J., de Kroon, H., Visser, E. J. W., Buchmann, T., Ebeling, A., Eisenhauer, N., Fischer, C.,  
1106 Hildebrandt, A., Ravenek, J., Roscher, C., Weigelt, A., Weisser, W., Voesenek, L. A. C. J., &  
1107 Mommer, L. (2017). Plants are less negatively affected by flooding when growing in species-  
1108 rich plant communities. *New Phytologist*, *213*(2), 645–656.  
1109 <https://doi.org/10.1111/nph.14185>
- 1110 Wright, R. F., Couture, R.-M., Christiansen, A. B., Guerrero, J.-L., Kaste, Ø., & Barlaup, B. T. (2017).  
1111 Effects of multiple stresses hydropower, acid deposition and climate change on water  
1112 chemistry and salmon populations in the River Otra, Norway. *Science of The Total*  
1113 *Environment*, *574*, 128–138. <https://doi.org/10.1016/j.scitotenv.2016.09.044>
- 1114 Yoshida, Y., Lee, H. S., Trung, B. H., Tran, H.-D., Lall, M. K., Kakar, K., & Xuan, T. D. (2020). Impacts of  
1115 Mainstream Hydropower Dams on Fisheries and Agriculture in Lower Mekong Basin.  
1116 *Sustainability*, *12*(6), 2408. <https://doi.org/10.3390/su12062408>
- 1117 Zhu, Q., Sun, C., & Zhao, L. (2021). Effect of the marine system on the pressure of the food–energy–  
1118 water nexus in the coastal regions of China. *Journal of Cleaner Production*, *319*, 128753.  
1119 <https://doi.org/10.1016/j.jclepro.2021.128753>
- 1120 Zijlema, W. L., Avila-Palencia, I., Triguero-Mas, M., Gidlow, C., Maas, J., Kruize, H., Andrusaityte, S.,  
1121 Grazuleviciene, R., & Nieuwenhuijsen, M. J. (2018). Active commuting through natural  
1122 environments is associated with better mental health: Results from the PHENOTYPE project.  
1123 *Environment International*, *121*, 721–727. <https://doi.org/10.1016/j.envint.2018.10.002>
- 1124 Zorić, M., Farkić, J., Kebert, M., Mladenović, E., Karaklić, D., Isailović, G., & Orlović, S. (2022).  
1125 Developing Forest Therapy Programmes Based on the Health Benefits of Terpenes in  
1126 Dominant Tree Species in Tara National Park (Serbia). *International Journal of Environmental*  
1127 *Research and Public Health*, *19*(9), 5504. <https://doi.org/10.3390/ijerph19095504>
- 1128

# Understanding the role of biodiversity in the climate, food, water, energy, transport and health nexus in Europe

## Supplementary Materials

### Table of Contents

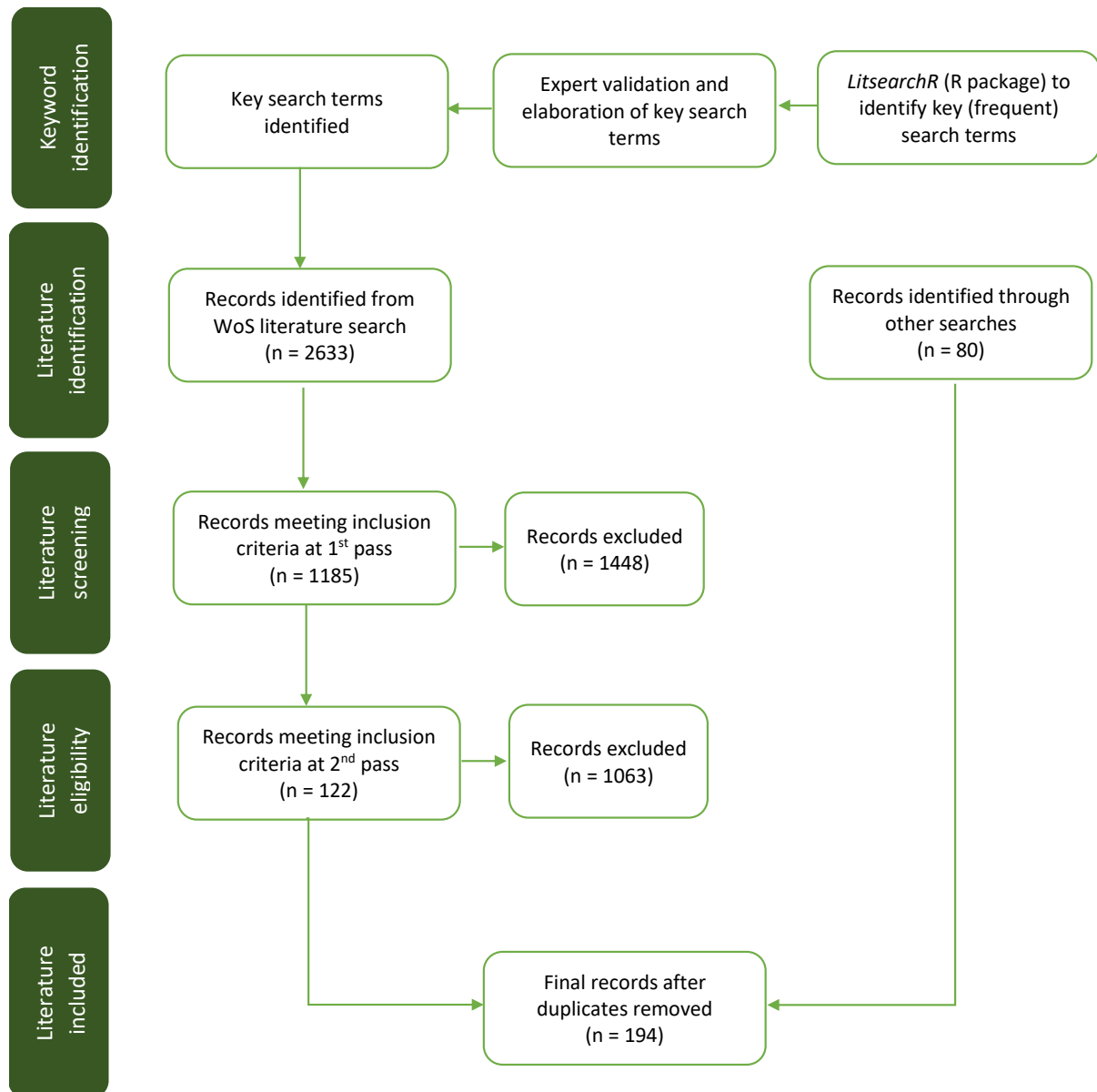
A. Methodology .....	2
B. Review questionnaire .....	14
C. List of Literature for ten three-way nexus interlinkages .....	28
D. Triplets analysis of ten three-way biodiversity nexus interlinkages .....	42
E. Triplets analysis of five three-way climate nexus interlinkages .....	61
F. Synthetic network pathways for six nexus elements .....	69
G. References .....	81



## A. Methodology

### Overall process of the review

Figure S1. BIONEXT biodiversity-nexus literature review process and literature counts



### Identification of key search terms

Key search terms were identified in a two-step process. First, the R package LitsearchR was used to provide a list of terms frequently cited in literature associated with each of the nexus elements (i.e., biodiversity, climate, energy, food, health, transport, water). This involved undertaking a simple query on Web of Science using the following terms: biodiversity, nexus (*nexus*, *interlinkage*, *integrat\**, *interact\**, *tradeoff\**, *trade-off\**, *synerg\**, *cross-sect\**, *multifunction\**, *interdependenc\**, *influen\**, *cobenefit*, *co-benefit*) and two of the nexus elements, making a total of 10 queries. The countries in Europe (including Europe as a region) and publications since 2013 (i.e. in the last 20

years) were included as regional and temporal scope in the search string. The query results were imported and run on LitsearchR to extract a pool of frequency terms.

Second, the most frequent and relevant 10-15 terms (Table S1) were provided to a team of experts (12) with expertise in the seven nexus elements. Experts were asked to rank the top five key terms per nexus element and for the term “nexus” using a scale of 1 (highest) to 5 (lowest). These scores were then aggregated across individual experts. Experts could also add additional relevant terms that did not appear in the LitsearchR results. Based on the ranked scores and the additional suggested terms, approximately seven key terms were selected for each nexus element to be used in the literature search (Table S2).

**Table S1.** List of frequency terms on nexus element from LitsearchR

Biodiversity	Climate	Energy	Food	Health	Transport	Water
biodiversity conservation	climate change carbon storage	energy renewable*	food land use (land-use)	health human health	transport infrastructure	water water quality
protected area*	climate regulation	bioenergy	agricultur*	human well-being	rail*	water quantity
habitat	carbon sequestration	biomass	livestock	human wellbeing	linear	water provision
species	climate change mitigation	fossil fuels	feedstock	physical health	road	flood regulation
ecolog*	climate mitigation	energy demand	fodder	public health	ship*	river basin
nature	global warming	energy security	crop*	disease	air*	water regulation
ecosystem	climate adaptation	solar	farm*	clean water	transport network	water supply
ecosystem service*	climate change adaptation	wind	food	mental health	passenger	water pollution
natural capital	nationally determined contribution	hydropower	organic		freight	wetland*
ecosystem function	paris agreement	biofuel	agroecolog*		boat	water management
invasive species			agrobiodiversity		bike	water purification
alien species			Sustainable agric*		electric transport	water availability
pollinator*			land sparing		hydropower transport	irrigation
			land sharing diet nutrition			water demand catchment* water footprint water framework directive

**Table S2.** List of search terms ranked and suggested by experts.

Nexus	Biodiversity	Climate	Energy	Food	Health	Transport	Water
Nexus	Biodiversity	“Climate	Energy	Food	“Human	Transport	“Water
Interlink*	Habitat	change”	Renewa	Land\$use	health”	Infrastructu	quality”
Interact*	Species	“Climate	ble*	Agricultur	“Public	re	“Water
Trade\$off	Nature	regulation	Bioenerg	*	health”	Rail*	quantity”
*	Ecosystem	”	y	Crop*	“Physical	Road	“Flood
Synerg*		“Climate	“Fossil	Farm*	health”	Ship*	regulation”
Cross-		mitigation	fuel*”	“Food	“Mental	Automobile	Irrigation
sect*		”	Solar	productio	health”	“Electric	Catchment*
Inter\$de-		“Climate	Wind	n”	“One	vehicle”	Drought
penden*		adaptatio	Hydropo	“Food	health”	Aviation	“Water
Coupled		n”	wer	consumpti	“Infectiou	Cycling	security”
		“Carbon	“Wave	on”	s disease”	Walk	
		sequestrat	energy”		“Zoonotic	“Hydropow	
		ion”	“Nuclear		disease”	er	
		“GHG”	power”		“health	transport”	
		“Greenho	“Hydrog		AND		
		use gas	en		well\$bein		
		emission”	energy”		g”		

### ***Literature identification from Web of Science***

The Web of Science (WoS) Advanced Search was used to query the literature pool. Ten searches were undertaken for each of the 3-way nexus interlinkages considered in the review: (1) Biodiversity-Energy-Food, (2) Biodiversity-Energy-Health, (3) Biodiversity-Energy-Transport, (4) Biodiversity-Energy-Water, (5) Biodiversity-Food-Health, (6) Biodiversity-Food-Transport, (7) Biodiversity-Food-Water, (8) Biodiversity-Health-Transport, (9) Biodiversity-Health-Water, (10) Biodiversity-Transport-Water. Each search combined terms for “nexus” and “biodiversity” and the two other nexus elements with “geographical region” (see example below for the search string for the Biodiversity-Food-Health nexus). Climate was not included in the search string as we did not wish to restrict the search to only papers including climate change and it was anticipated (and later checked) that climate change would be included in the many of the articles identified. The search results on WoS were ordered by relevance that accounts for the title (more weight), abstract, keywords (more weight), and keywords plus and outputted as CSV files.

#### Example search string on Biodiversity-Food-Health

*AB = ((nexus OR trade\$off\* OR synerg\* OR cross-sect\* OR interlink\* OR interact\* OR inter\$dependen\* OR coupled) AND (biodiversity OR ecosystem OR nature OR species OR habitat) AND (food OR land\$use OR agricultur\* OR crop OR farm OR “food production” OR “food consumption”) AND (“human health” OR “public health” OR “physical health” OR “mental health” OR “one health” OR “infectious disease” OR “zoonotic disease” OR [health AND well\$being]) AND (Europe OR Albania OR Andorra OR Austria OR Belgium OR “Bosnia and Herzegovina” OR Bulgaria OR Croatia OR Cyprus OR Czech Republic OR Denmark OR Estonia OR Finland OR France OR Germany OR Greece OR Hungary OR Iceland OR Ireland OR Italy OR Latvia OR Liechtenstein OR Lithuania OR Luxembourg OR Macedonia OR Malta OR Monaco OR Montenegro OR Netherlands OR Norway OR*

Poland OR Portugal OR Romania OR San Marino OR Serbia OR Slovakia OR Slovenia OR Spain OR Sweden OR Switzerland OR "United Kingdom" OR "Great Britain"))

For four nexus interlinkages that did not provide sufficient literature, additional terms were used for "biodiversity", "health" and "transport" to expand the pool of literature. This was the case for (1) Biodiversity-Energy-Health, (2) Biodiversity-Energy-Transport, (3) Biodiversity-Health-Transport and (4) Biodiversity-Transport-Water. Below the additional search terms used are listed.

**Biodiversity** (only used for the biodiversity-energy-health nexus)

"green space" OR "green space" OR greenspace OR forest OR garden OR "green roof" OR "green wall" OR wetland OR pond OR "blue space" OR "green infrastructure" OR "urban green" OR "urban blue space" OR "natural environment" OR "green views" OR greenery OR NDVI OR trees OR vegetation OR diversity OR "species diversity" OR "species composition" OR biodivers\* OR "species richness" OR biome OR ecotone

**Transport** (used for the biodiversity-energy-transport nexus and biodiversity-health-transport nexus)

traffic OR mobility OR logistic OR airport\* OR car\* OR ballast OR port\* OR canal

**Health** (used for the biodiversity-energy-health nexus and biodiversity-health-transport nexus)

"Nature based care" OR "nature-based care" OR "nature-based intervention\*" OR "nature based intervention\*" OR "nature therap\*" OR "nature-based therap\*" OR "nature based therap\*" OR "nature-based practice\*" OR "nature based practice\*" OR "nature-based program\*" OR "nature based program\*" OR "nature practice\*" OR ecotherap\* OR "nature-based health promotion\*" OR "nature based health promotion\*" OR "wilderness therap\*" OR "nature-assisted therap\*" OR "nature assisted therap\*" OR "nature-assisted care\*" OR "nature assisted care\*" OR "nature-based approach\*" OR "nature based approach\*" OR "garden therap\*" OR "horticultur\* therap\*" OR "green therap\*" OR "environmental therap\*" OR "outdoor therap\*" OR "green prescription\*" OR [rehab\* AND garden\*] OR "nature-based rehab\*" OR "nature based rehab\*" OR "walk and talk\*" OR "health walk\*" OR "nature-based social prescribing" OR "nature based social prescri\*" OR "green care" OR "care farm"

The Web of Science Advanced Search identified 2633 articles in total (Figure S1). The distribution of these articles across the ten 3-way nexus interlinkages is shown in row (1) of Table S3.

#### Additional searches for indigenous knowledge

We refined all of the WoS standard search strings with additional search terms (*Indigenous OR sami OR Sámi OR tradition\**) to identify the literature that integrates Indigenous knowledge.

#### **Literature screening**

The first 100 articles per 3-way nexus interlinkage, in the order of relevance from the WoS query, went through an initial screening of the title, keywords and abstracts, and in some cases the full text of the article. The aim of the screening was to identify 50 relevant articles according to three inclusion criteria: 1) study has a clear link to biodiversity; 2) study has a clear link between biodiversity and the two nexus elements; and 3) study has information on direction and magnitude of the interlinkage (quantitative or qualitative if clear information on direction or strength). In addition, the screening checked if there was an equitable distribution of realms (freshwater, marine,

terrestrial) across the pool of articles. Each article was assessed as “yes”, “no”, or “maybe/unclear” for the inclusion criteria, the latter category covering articles where the interlinkage across the three nexus elements or the availability of impact information were not always clearly discernible from the abstract. The screening was undertaken by two reviewers based at the same organisation to enable rapid co-learning and frequent consistency checks across the ten 3-way nexus interlinkages.

Where 50 articles per 3-way nexus interlinkage were assessed as “yes” these were extracted into a Zotero database. Where there was less than 50 articles assessed as “yes”, articles classified as “maybe/unclear” were included in the database. If there was less than 50 articles after including “maybe/unclear” then additional articles were screened beyond the first 100 articles from the WoS to increase the pool of literature in the database.

In this first screening of literature duplicate articles were not screened or filtered across the ten databases. This was decided as articles could be potentially relevant to more than one of the 3-way nexus interlinkages. However, during the screening some articles were judged to be a better fit for a different 3-way nexus interlinkage. In such cases, articles were reassigned to the database associated with that nexus interlinkage. This was the case for 42 articles across eight nexus interlinkages.

Following the screening, 1185 articles passed the inclusion criteria and 1448 articles were excluded (Figure S1). Table S3 shows the number of articles screened and that passed the inclusion criteria for each of the ten 3-way nexus interlinkages. These included a reasonable balance across the three realms (terrestrial, freshwater and marine).

### ***Literature eligibility***

The ten Zotero databases produced following the literature screening were passed to 12 reviewers from the six main partners in the work package of the project to undertake a second screening by reading the full text of each article in the database. The aim of this second screening was to identify 20 articles per 3-way nexus interlinkage that were considered eligible for the review. This screening was supported by a protocol and training session to ensure consistency across reviewers. The protocol stated that reviewers should first scan all the articles in the database for a 3-way nexus linkage to obtain an overview of the diversity of articles (e.g., study methods and focus, realms, countries, outcome of nexus, inclusion of climate change). Reviewers were then requested to screen the literature against the following inclusion criteria, similarly to the first screening process, but based on a thorough read of the full article to assess their relevance and sufficiency of information: 1) study describes the interlinkage between two sectors and biodiversity; 2) study has some information on direction and magnitude of the interlinkage (quantitative or qualitative if direction or strength is indicated); and 3) there is information on the outcome of the interlinkages. Biweekly study group meetings were held throughout this phase of the review so that challenges and questions could be discussed to enable peer-to-peer learning and to refine the protocol where necessary.

Following the second screening, 122 articles passed the inclusion criteria and 1063 articles were excluded (Figure S1). Table S3 breaks down the number of articles that passed the inclusion criteria for each of the ten 3-way nexus interlinkages (row 4). These included a reasonable balance across the three realms (terrestrial 71%, freshwater 38%, and marine 22%) and about half of the studies (49%) incorporated climate change.

**Table S3.** Details of the article records per ten 3-way nexus interlinkages for each stage of the literature review

	<b>BEF</b>	<b>BEH</b>	<b>BET</b>	<b>BEW</b>	<b>BFH</b>	<b>BFT</b>	<b>BFW</b>	<b>BHT</b>	<b>BHW</b>	<b>BTW</b>	<b>Total</b>
(1) Records from WoS query with standard search terms (first row) and with additional search terms (second row)	300	20 47	294 652	91	130	381	268	78 316	31	190 417	2633
(2) Records from WoS 1 <sup>st</sup> screening	100	47	207	89	127	100	100	161	30	220	1185
(3) Records passed WoS 1 <sup>st</sup> screening and provided in Zotero databases	54	19	41	57	55	32	61	32	32	11	394
(4) Records passed WoS 2 <sup>nd</sup> screening and evidence extracted to review template	20	5	7	20	16	10	20	6	16	2	122
(5) Records from additional literature search	1	15	13	1	4	10		14	6	16	80
(6) Duplicate counts	2			4	3		3		4		16
(7) QA counts	3	1	3	2	2	3	1	3	1	2	21
<b>(8) Final records after duplicates removed and QA</b>	<b>20</b>	<b>20</b>	<b>20</b>	<b>20</b>	<b>20</b>	<b>20</b>	<b>20</b>	<b>20</b>	<b>22</b>	<b>18</b>	<b>200 (194 w/o duplicates)</b>

### ***Standard review protocol and template***

Once articles had been identified as eligible, their information was extracted into a review template. The review template was co-developed by the review team and was tested on 1-2 articles across each of the six main partners in the work package of the project that took part in this review to improve the consistency of responses and to refine the template. The template consisted of questions related to: 1) the spatial scale of the nexus described in the study; 2) the temporal scale over which the impact from the nexus interlinkages manifested; 3) realm (i.e., freshwater, marine, terrestrial); 4) species group; 5) ecosystems; 6) inclusion of climate in the study; 7) additional nexus elements beyond biodiversity, food, water, health, energy, transport and climate; 8) direct or indirect bi-directional impacts between two elements; 9) positive or negative direction of these impacts; 10) magnitude of these impacts (scale of 1 to 5); 11) indicators used to assess these impact relationships; 12) overall outcome of nexus interlinkages including synergies and trade-offs; 13) drivers mentioned in the study; 14) engagement of stakeholders and indigenous knowledge; 15) mention of policy goals including SDGs, biodiversity, Paris agreement and others; 16) strength of evidence (scale of 1 to 5). In addition, an annotated Causal Loop Diagram was drawn for each study to provide an overview of all nexus interlinkages covered. The detailed review template is provided in SM II.

The testing of the review template revealed that many papers across the ten 3-way nexus interlinkages cover more than the nexus elements of focus (i.e., beyond biodiversity and two elements). To capture all aspects of the nexus studied in each article comprehensively and accurately, it was agreed that the review of each article would record all nexus elements and their interlinkages, including those that were not the core elements (e.g. climate, pollution), both in the causal loop diagram and the review form. For this reason, the review of each paper went beyond the originally designed ten 3-way nexus interlinkages. It was also agreed that some elements (e.g. direct and indirect drivers) that do not have substantial information or evidence but were part of the causal loop diagram would be recorded to inform on critical gaps in nexus research.

The final review template was implemented in Google Forms for consistent recording, digitalization, and instant analysis of submissions. Excel files of review submissions were downloaded from Google Forms every 2-3 weeks and made available on the MS Teams working space for any corrections to be made to improve the accuracy and consistency of entries.

### ***Additional literature searches***

For six of the ten 3-way nexus interlinkages, the WoS screened literature database did not provide sufficient literature pool that met the inclusion criteria. For these nexus interlinkages, additional literature searches were undertaken using a range of methods. A protocol was developed to guide this process in order to foster consistency across review teams and reduce potential biases in the selection of literature. Reviewers were instructed to use the following approaches for the refined search in any order: 1) snowball backwards (citations used in the study) and forwards (studies that cited the study) from the selected set of literature from WoS databases; 2) add well-known or well-cited literature not identified on WoS; 3) search literature sources (e.g. targeted topical journals) that are not in WoS or other search engines (e.g. google scholar, Scopus); and 4) further search on WoS with additional key terms refined/contextualized for each 3-way nexus interlinkage. As additional support, the Research Rabbit network analysis tool was provided on ten nexus interlinkages with selected literature for the first six nexus and the literature database for the

remaining four nexus interlinkages. This tool allowed reviewers to see the references used in the selected literature to identify potentially relevant references across the publication timeline with the network of author pools analysed. The key search terms and search strings were also provided for further searches on WoS, other search engines or targeted journals.

Each review team used different approaches for the additional searches as they needed to be refined to the specific 3-way nexus interlinkage. Tools and methods used by each team were shared during bi-weekly study group meetings to foster co-learning. The total count of articles submitted from the refined search of additional literature was 80, which is shown in terms of the ten 3-way nexus interlinkages in row (5) of Table S3. The additional searches of the literature are described in more detail below per 3-way nexus interlinkage.

#### Biodiversity-Energy-Health

Reviewer expert knowledge was used to search in Google Scholar using the following topical areas: 1) Energy biodiversity human health, 2) Energy healthcare, 3) Energy One Health, 4) Green energy – biodiversity, 5) Green energy biodiversity human health, and 6) Planetary health energy. In addition, several seminal papers and high quality medical and other journals in this area were identified and checked. These searches resulted in several relevant papers, from which the 15 most relevant were selected to add to the database.

#### Biodiversity-Energy-Transport

First, a refined search was undertaken in the research databases of WoS, Scopus, Science Direct and UNAM's Digital Library ([bidi.unam.mx](http://bidi.unam.mx)) using the additional keywords: *vessels, traffic, offshore, wind farms, infrastructure, fishing (useful), shale, micromobility, bikes, cyclo-, scooters, planes, aeroplanes, airplanes, agrovoltaic, agrivoltaics (not useful), route, vehicle, automobile, airplane, container, train, ship*. The search yielded many articles, although subsequent screening proved that most of them were of no use from the nexus perspective. Second, Research Rabbit was used to find additional articles based on the sources in the original WoS database for this nexus interlinkage. No additional articles were found. Third, the reference lists of already reviewed articles in the WoS database were screened (backwards snowballing), again without success. Fourth, articles were searched using Elicit (<https://elicit.org/>), an open-source AI tool, by entering the following requests: (1) "provide a list of research articles that investigate biodiversity, energy and transport at the same time"; (2) "provide a list of research articles that study the biodiversity, energy and transport NEXUS"; and (3) "find research articles that explore topics related to transport or traffic and the links with biodiversity (or ecosystems or nature) and with the energy sector". Elicit yielded several articles of which a few were included in the database. The subsequent review proved that not all added articles were of relevance, but 13 articles were added to the database.

#### Biodiversity-Food-Health

Additional search terms were added to the initial search string in Web of Science. This included health impacts of animal products, including terms "chronic\$disease", "health" and "ecosystem\$services". The first 200 papers were screened quickly and papers were chosen that were not in the initial database with seeming relevance from the titles. Through this method 3 additional papers were identified. However, one final paper was identified by using the key search terms "biodiversity", "health" and "food" into google scholar.



### Biodiversity-Food-Transport

First, the reference lists and citations from those articles included in the WoS database for this nexus interlinkage were screened (forwards and backwards snowballing). Second, these references were entered into the Research Rabbit tool and articles citing them scanned. This found 10 promising articles, which were added to the database. Some articles were found to be more relevant for Biodiversity-Water-Transport nexus interlinkage and were transferred to that database.

### Biodiversity-Health-Transport

First, the citations in the articles in the WoS database for this nexus interlinkage were examined (backwards snowballing), avoiding papers on green areas in urban spaces and walking as these were incredibly frequent in the database already. Second, the Research Rabbit tool was applied to the database articles to find further papers. Third, additional key words and key words previously searched were used in different combinations to search in Google Scholar (up to 3 pages in) and Web of Science (1<sup>st</sup> page). Finally, specific journals relevant to the topic were searched, such as the journal Transport and Health, using the terms “biodiversity” and “species”. All these additional searches found 14 relevant articles which were added to the database.

### Biodiversity-Health-Water

The same approach was used as described for the Biodiversity-Energy-Health nexus, but using the search term ‘blue space biodiversity health’. This found six additional articles that were added to the database.

### Biodiversity-Transport-Water

First, snowballing was undertaken from the two articles of which results were submitted to the google form from the initial database. The list of references was scanned and the papers citing them were found using the Research Rabbit tool. This identified 17 articles, however, none of those papers fulfilled the inclusion criteria. Second, snowballing was undertaken using those articles in the Biodiversity-Food-Transport WoS database that appeared relevant for the Biodiversity-Transport-Water nexus. This identified 14 articles, of which 11 fulfilled the criteria and reviews were submitted for. Then, without knowing if these 14 papers would fulfill the inclusion criteria, their list of references were scanned and entered into Research Rabbit to check citations. This identified seven further articles of which five were included in the database.

### Indigenous Knowledge

We conducted an additional literature search to identify articles that substantially included Indigenous knowledge or Indigenous perspectives through consultations with Indigenous stakeholders (e.g., interviews, surveys, focus groups, primary sources) as the Web of Science search alone found very few articles that met the criteria. This search was undertaken using a range of other sources, including Google Scholar, and UNESCO and IPBES reports. Six peer-reviewed and grey literature articles were identified.

### ***Quality assurance***

A quality assurance (QA) procedure was conducted to evaluate the quality and consistency of the reviews. Three investigators who were not involved in the reviews randomly selected one review per reviewer per nexus interlinkage. From this procedure, twenty-one reviews were selected (n=21

reviews of 200). The independent investigators referred to the original article to evaluate the quality and consistency of each of the reviewer responses. In cases where the reviewer's responses were in question, investigators corrected or consolidated the existing reviews in the database and made note of general findings. Further, to reinforce the QA, two investigators who were not involved in the reviews independently compared reviews of the same manuscript by two different reviewers (i.e., duplicate reviews). Eight duplicate articles were selected and reviewed by two reviewers across five nexus interlinkages (n=16 reviews). The two investigators made note of discrepancies or inconsistencies and merged the duplicate reviews into one overarching review for each article for inclusion in the final database. In cases of clear disagreement, the investigators referred to the article to inform their expert judgment. The number of duplicate reviews of the eight articles across nexuses is shown on row (6) of Table S3 and the number of articles for which a QA was conducted is shown on row (7) of the same table. *In total, 37 entries in the review template were QAed; 18.5% of the final database.*

Overall, the results revealed strong consistency and similarity across the reviews, with minor differences that could in most cases be attributed to the complexity of the topic and the subjective nature of certain aspects of the response options in the review template. For example, the 'magnitude of the impact' between nexus elements or the 'overall strength of evidence' for a review was evaluated on a scale of 1 to 5, which was clearly defined but still required reviewer interpretation. The QA affirmed that subjectivity (e.g. prior knowledge of the subject) likely had negligible impacts on the results. For instance, of all the 'magnitude of impacts' recorded in the first phase of the QA (n=21 reviews), only 6 of the 68 scores (9 percent) were noted as potentially subjectively affected by the reviewer. The duplicate QA process reinforced that this subjectivity had negligible implications, as 13 of the 15 direct discrepancies between two reviewers evaluating the same impact differed by only one point on the scoring scale. Other direct discrepancies, such as in the descriptive data captured for the literature (e.g., scale, ecosystem, and species) or the level of detail provided in causal loop diagrams, were considered to be an inevitable outcome of a review of this complexity and would not significantly influence the findings.

## ***Data Visualization and Analysis***

### Databasing bidirectional linkages across the literature

The bidirectional interlinkages (e.g. Biodiversity – Food) evidenced by each article were identified and the following information was recorded: a) Influencing nexus element, b) Influenced nexus element, c) whether the information on the interlinkage is quantitative or qualitative, d) whether the information on the interlinkage is based on direct indicators or inferred indirectly through proxies/surrogates, e) indicator(s) used for the influencing nexus element, f) indicator(s) use for the influenced nexus element, g) direction (Positive, Negative, Both (i.e., change over time)), h) description of the direction of impact, i) magnitude scale of 1-5 with 1 being negligible and 5 being substantial, j) description of the magnitude of impact.

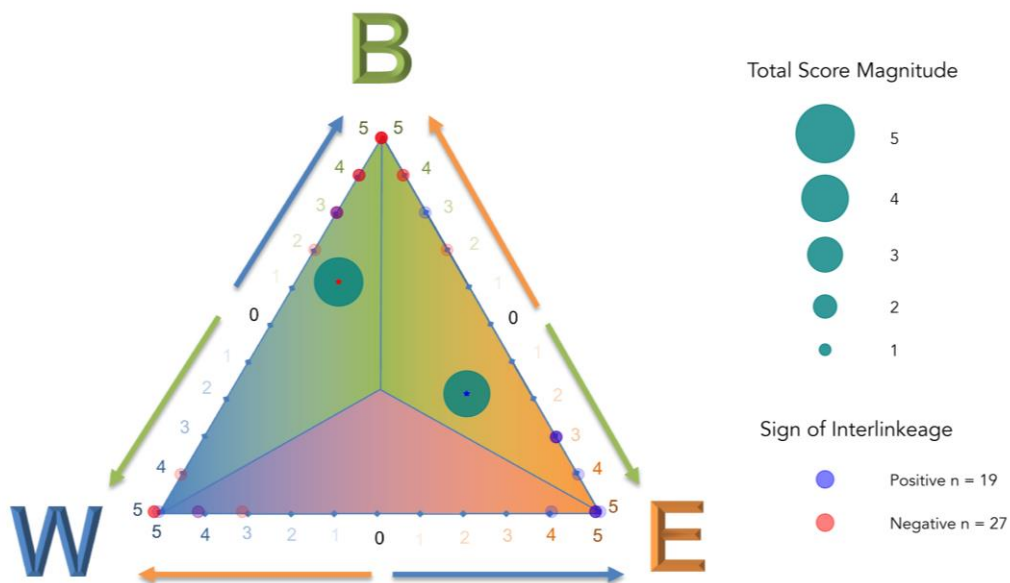
As mentioned above, each article was reviewed for a three-way nexus interlinkage, yet many articles recorded additional links to nexus elements outside of their three-way nexus interlinkage, e.g. an article representing the Biodiversity-Energy-Food three-way interlinkage also identified an interlinkage with Health. The above information was also recorded for bidirectional interlinkages evidenced by the article that were outside of the three-way interlinkage it was initially chosen to

represent. We synthesized all of these bidirectional interlinkages, removing any interlinkage that was blank and any interlinkage that linked to the same nexus element (e.g. Health – Health). The positive and negative bi-directional impact scores are presented in Figure 3 of the manuscript.

Triplets of three-way nexus interlinkage

A triangular space is set up. We represent each nexus element in each one of its corners. As an example, in the Figure below, the top corner represents Biodiversity (B), while Water (W) and Energy (E) are shown in the bottom two corners. Each triangle side has a scale of 0 to 5 bidirectionally, signifying the “influencing” and “influenced by” dependencies. In the W-B side, the scale increasing from 0 to 5 towards Biodiversity shows how Water influences Biodiversity with 5 being the highest score for this interlinkage. Similarly, going from 0 to 5 towards Water indicates that Biodiversity increasingly influences Water. This is shown by the arrows that are colored to match the element that exerts influence—green for Biodiversity, blue for Water and orange for Energy. Points are depicted separately for positive and negative values (blue dots are used for positive interlinkages and red dots for negative interlinkages). The dots are initially transparent, so if there are multiple dots on the same point, it appears darker. The darker the color, the more occurrences we have on the same score. All interlinkage values are plotted on the axes.

Next, the **geometric centroid** of all points that are plotted on all three axes is calculated and is shown in the triangular space. The triangle is split in 3 spaces that signify the bilateral relationships (the B-W space, the W-E space, and the B-E space). The centroid ends up in one of the three spaces indicating the predominance in influenced strength among the three interlinked elements. The centroid has three properties: (i) its position—the closest it is to one of the corners, the more this element is influenced by the other elements; (ii) its magnitude—the size of the circle where the centroid is marked is related to the strength of this interlinkage. The size of the centroid is calculated by taking an average of all values (absolute values); (iii) its center, which is either red (for negative interlinkages), or blue (for positive interlinkages). Finally, the number of interlinkage scores used to obtain the centroid is listed, separately for positive and negative scores. Naturally, the higher the number of points, the lower the uncertainty of the score reported.



### Identifying pathways from biodiversity to the six nexus elements

Using the information on the collated bidirectional interlinkages from all 194 articles we can identify possible pathways, showing how one nexus element can influence another. For example, we can investigate the positive impact of biodiversity on food by identifying all pathways starting from biodiversity and ending in food that consist of positive bidirectional interlinkages between nexus elements. Pathways were identified using the “all\_simple\_paths()” function in the “igraph” package (Csardi and Nepusz, 2006) in R (Version: R Core Team, 2022).

The main aim of this review was to investigate the influence of biodiversity on the six nexus elements and the influence of the six nexus elements on biodiversity. We identified all the possible positive and negative pathways to and from biodiversity. This gave the four path groups positive from biodiversity, negative from biodiversity, positive to biodiversity and negative to biodiversity. Each path group consisted of 6 start and end element combinations. For example, the pathway group positive from biodiversity consists of 6 start and end element combinations Biodiversity to Climate, Biodiversity to Energy, Biodiversity to Food, Biodiversity to Health, Biodiversity to transport, Biodiversity to Water. These pathways are visually represented in Figure 7 in the manuscript.

### Scoring the pathways

There can be many possible pathways between nexus elements with up to 7 nexus elements making up a pathway. For example, there are 526 positive pathways from biodiversity to all nexus elements.

We scored the pathways to identify which pathways have the most impact on the nexus element at the end of the pathway. To score the pathways we first calculated the weighted magnitude (wm) for each 2-way interlinkage as: frequency of studies evidencing the interlinkage \* median magnitude of the interlinkage. We then scaled the weighted magnitude (swm) all of the 2-way interlinkages that are involved in the pathways between the start nexus element and the destination nexus element by the 2-way nexus element with the maximum weighted magnitude. Each 2-way interlinkage now has a weighted magnitude between 0 and 1. To calculate the score of a pathway we take the product of the scaled weighted magnitudes of all the 2-way interlinkages that make up the pathway. For example, the score for the pathway B-W-H-F is calculated as  $B-H_{swm} * W-H_{swm} * H-F_{swm}$ . Table 2a and 2b in the manuscript summarises the impact and complexity of all the pathways going from biodiversity to the 6 nexus elements.

## B. Review questionnaire

### BIONEXT WP1.1 Literature Review

#### 1. Reference

Reviewer's Name \*

Literature ID \*

#### 2. Spatial scale and location

Please select the spatial scale of the study. \*

*Mark only one oval.*

- Local (single land parcel, farm or sub-catchment, city)
- Sub-national (anything in between local and national)
- National (countries in Europe)
- Sub-continental (anything in between national and continental)
- Continental (Europe)
- Global (European countries as part of the study)

Please select all countries included in the study. \*

*Tick all that apply.*

- Albania
- Andorra
- Armenia
- Austria
- Azerbaijan
- Belarus
- Belgium
- Bosnia and Herzegovina
- Bulgaria
- Croatia
- Cyprus
- Czechia
- Denmark
- Estonia
- Finland
- France
- Georgia
- Germany
- Greece
- Hungary

- Iceland
- Ireland
- Italy
- Kazakhstan
- Kosovo
- Latvia
- Liechtenstein
- Lithuania
- Luxembourg
- Malta
- Moldova
- Monaco
- Montenegro
- Netherlands
- North Macedonia
- Norway
- Poland
- Portugal
- Romania
- Russia
- San Marino
- Serbia
- Slovakia
  
- Slovenia
- Spain
- Sweden
- Switzerland
- Turkey
- Ukraine
- United Kingdom (UK)
- Europe
- European Union (EU)

Please name the specific location of the study. \*

---

---

---

---

---

### 3. Temporal scale

Please enter the duration of the study (e.g., measurement, assessment, experiments)

[YYYY to YYYY]

---

---

---

---

---

Please enter the estimated timeframe of impacts in the nexus (e.g., time taken for impacts on the influenced nexus element to manifest)

*Mark only one oval.*

- Less than 1 year
- 1-5 years
- 6-10 years
- 11-20 years
- More than 20 years

### 4. Biodiversity

Please select all of the realms studied. \*

*Tick all that apply.*

- Freshwater
- Marine
- Terrestrial

Please select all species groups studied. \*

*Tick all that apply.*

- Amphibians
- Birds
- Fish
- Fungi
- Invertebrates
- Mammals
- Plants (including trees)
- Reptiles
- All species
- None
- Undefined

Enter specific information on the species groups studied or used to study the interlinkage.

---

---

---

---

---

Please select all ecosystems studied. \*

*Tick all that apply.*

- Coastal
- Cropland
- Grassland
- Heathland and shrub
- Marine inlet and transitional waters
- Montane
- Open ocean
- Peatland
- Rivers and lakes
- Shelf
- Sparsely vegetated land
- Tundra and taiga
- Urban/peri-urban
- Wetlands
- Woodland and forest
- All ecosystems
- None
- Undefined

Enter specific information on the ecosystems studied or used to study the interlinkage.

---

---

---

---

---



## 5. Nexus interlinkage

Please select the interlinkage being reviewed. \*

*Mark only one oval.*

- biodiversity-energy-health
- biodiversity-energy-transport
- biodiversity-energy-water
- biodiversity-food-energy
- biodiversity-food-health
- biodiversity-food-transport
- biodiversity-food-water
- biodiversity-health-water
- biodiversity-health-transport
- biodiversity-transport-water

Does the study include climate, i.e., interlinkages between the 3 sectors in the context of climate change or their impact on climate. In other words, is there sufficient information in the paper to add climate change as an additional node in your causal loop diagram? \*

*Mark only one oval.*

- Yes
- No
- Unclear

If there are elements of nexus beyond those listed above, please list them (e.g. pollution).

---

---

---

---

## 6. Impact information on the interlinkage

Please answer this section on each sub-interlinkage separately (i.e., nexus element 1 and 2, nexus element 2 and 3, nexus element 1 and 3) in the following sub-sections A, B, C, D, E, F, G, and H.

Please provide a causal loop diagram of the nexus interlinkage in the study with two-way interactions labeled as A, B, C, D, E, F, G, and H in correspondence to the sub-interlinkage information provided in this section. (file format: please use the powerpoint template provided in the email ).

Files submitted:

### Interlinkage A

A1. Working through all the interlinkages in the study, what is the influencing nexus element? \*

*Mark only one oval.*

- Biodiversity (influencing)
- Climate (influencing)
- Energy (influencing)
- Health (influencing)
- Food (influencing)
- Transport (influencing)
- Water (influencing)

A2. Working through all the interlinkages in the study, what is the influenced nexus element? \*

*Mark only one oval.*

- Biodiversity (influenced)
- Climate (influenced)
- Energy (influenced)
- Health (influenced)
- Food (influenced)
- Transport (influenced)
- Water (influenced)

A3. Is the information on the interlinkage quantitative or qualitative? \*

*Mark only one oval.*

- Quantitative
- Qualitative
- Mixed

A4. Is the information on the interlinkage based on direct indicators or inferred indirectly through proxies/surrogates? \*

Mark only one oval.

- Direct
- Indirect
- Both
- Unknown

A5. If direct, please name the indicators or variables used for influencing nexus element.

---

---

---

---

---

A6. If direct, please name the indicators or variables used for influenced nexus element.

---

---

---

---

---

A7. If indirect, please provide more information on proxies/surrogates used on influencing nexus element.

---

---

---

---

---

A8. If indirect, please provide more information on proxies/surrogates used on influenced nexus element.

---

---

---

---

---

A9. What is the direction of impact of element 1 (influencing) on element 2 (influenced) of the nexus? \*

*Mark only one oval.*

- Positive
- Negative
- Both (i.e., change over time)

A10. If both, please describe the pattern of the positive impact.

---

---

---

---

---

A11. If both, please describe the pattern of the negative impact.

---

---

---

---

---

A12. What is the magnitude of the impact of the interlinkage? \*

Mark only one oval.

- 1 - Negligible: There is evidence that change in the first variable leads to a negligible change in the second variable and/or on balance, the change is not expected to be a concern and does not need to be a priority for action.
- 2 - Between negligible and moderate
- 3 - Moderate: There is evidence that change in the first variable leads to a moderate change in the second variable and/or on balance, the change is not highlighted as a major concern and/or priority for action but rather as a watching brief.
- 4 - Between moderate and substantial
- 5 - Substantial: There is evidence that change in the first variable leads to a substantial change in the second variable and/or the change is highlighted as a major concern, or is a priority for action.
- Unclear: There is no evidence on the magnitude of the change and its likely level of priority for action.

A13. Please describe further, including the scale of the impact of the nexus interlinkages if it is different from the scale of the study.

---

---

---

---

---

Please describe the overall impact and or outcome of the nexus interlinkage, \* including synergies and trade-offs, as well as indirect and additional nexus elements.

---

---

---

---

---

## 7. Drivers of change

Please select all drivers being considered in the paper (whether positive or negative or mixed).

*Tick all that apply.*

- Land use
- Sea use
- Climate change
- Direct exploitation
- Invasive alien species
- Pollution
- Demographic
- Economic
- Policy, institutions and governance
- Sociocultural
- Technological
- Conflict
- Health
- Other: \_\_\_\_\_

Please describe those drivers in more detail.

---

---

---

---

---

## 8. Methods

Please select the methods being used in the paper. \*

*Tick all that apply.*

- Experiment
- Focus group / workshop
- Indicator / data analysis
- Interview
- Literature review
- Modelling / simulation / computation
- Observation
- Survey
- Synthesis (e.g., meta-analysis, systematic review)
- Other: \_\_\_\_\_

Please describe further.

---

---

---

---

---

### 9. Inclusion of stakeholder knowledge

Does the study include knowledge from stakeholders? \*

Mark only one oval.

- Yes  
 No

If yes, which group? \*

Tick all that apply.

- Businesses  
 Minority groups  
 Non-governmental or civil society organizations (NGOs, CSOs)  
 Policy/governments  
 Research  
 Undefined  
 Other: \_\_\_\_\_

Does the study include Indigenous knowledge? \*

Mark only one oval.

- Yes  
 No  
 Unclear

Does the study engage Indigenous People? \*

Mark only one oval.

- Yes  
 No  
 Unclear

Please describe any stakeholder knowledge used in the study further.

---

---

---

---

---



**10. Global/multiscale policies and goals**

Are any Sustainable Development Goals (SDGs) mentioned in the study? \*

*Mark only one oval.*

Yes

No

Are any biodiversity (e.g., CBD) goals mentioned in the study? \*

*Mark only one oval.*

Yes

No

Are any climate (e.g., Paris Agreement, 1.5 degree) goals mentioned in the study? \*

*Mark only one oval.*

Yes

No

Please name specific (SDGs, biodiversity, climate) or another policies or goals mentioned in the study.

---

---

---

---

---

## 11. Evidence rating

Please rate the evidence on a scale of 1 (very weak) to 5 (very strong). \*

Mark only one oval.

- 1 - Very weak evidence based on author's expert or stakeholder opinion only, with no further corroboration by other citations in the discussion
- 2 - Weak evidence based on single observation, experiment, modelling, limited stakeholder engagement, indicator analysis or literature review, not as rigorously supported by findings of other studies
- 3 - Reasonably supported evidence based on observations, experiment, modelling, indicator analysis or literature review, supported by stakeholder knowledge or findings of other studies
- 4 - Strong evidence based on multiple observations, well-designed experiments, modelling, indicator analysis or systematic literature review; with hypothesis and conclusion of the paper, well supported by stakeholder knowledge or findings of other studies
- 5 - Very strong evidence based on well-design empirical research and on synthesis (e.g., systematic review, meta-analysis); agrees with stakeholder knowledge or findings of other studies

Please describe the rationale for your rating.

---

---

---

---

---

## 12. Comments

Please provide any comments that are important to note in describing, analysing, and generalizing the relationships of the interlinkages for the BIONEXT project that are not covered in previous questions.

---

---

---

---

---

### C. List of literature by three-way nexus interlinkage

<b>Nexus Interlinkage</b>	<b>Title</b>	<b>Publication Year</b>	<b>Publication Title</b>	<b>DOI</b>
<b>BEF</b>	Barbastelle bats in a wind farm: are they at risk?	2018	European Journal of Wildlife Research	10.1007/s10344-018-1202-1
<b>BEF</b>	Bioenergy crops and farmland biodiversity: benefits and limitations are scale-dependant for a declining mammal, the brown hare	2017	European Journal of Wildlife Research	10.1007/s10344-017-1106-5
<b>BEF</b>	Biological control of the terrestrial carbon sink	2006	Biogeosciences	10.5194/bg-3-147-2006
<b>BEF</b>	Conceptualising multi-regime interactions: The role of the agriculture sector in renewable energy transitions	2015	Research Policy	10.1016/j.respol.2015.05.013
<b>BEF</b>	Confronting governance challenges of the resource nexus through reflexivity: A cross-case comparison of biofuels policies in Germany and Brazil	2020	Energy Research & Social Science	10.1016/j.erss.2020.101464
<b>BEF</b>	Consequences of a cumulative perspective on marine environmental impacts: Offshore wind farming and seabirds at North Sea scale in context of the EU Marine Strategy Framework Directive	2013	Ocean & Coastal Management	10.1016/j.ocecoaman.2012.10.016
<b>BEF</b>	Diet analysis of bats killed at wind turbines suggests large-scale losses of trophic interactions	2022	Conservation Science and Practice	10.1111/csp2.12744
<b>BEF</b>	Environmental Issues as Drivers for Food Choice: Study from a Multinational Framework	2021	Sustainability	10.3390/su13052869
<b>BEF</b>	Fate of unproductive and unattractive habitats: recent changes in Iberian steppes and their effects on endangered avifauna	2006	Environmental Conservation	10.1017/S0376892906003146
<b>BEF</b>	Identifying leverage points for shifting Water-Energy-Food nexus cases towards sustainability through the Networks of Action Situations approach combined with systems thinking	2023	Sustainability Science	10.1007/s11625-022-01170-7
<b>BEF</b>	Insect Declines in the Anthropocene	2020	Annual Review of Entomology	10.1146/annurev-ento-011019-025151
<b>BEF</b>	Linking biomass production in short rotation coppice with soil protection and nature conservation	2014	iForest - Biogeosciences and Forestry	10.3832/ifor1168-007
<b>BEF</b>	Local effects of blue mussels around turbine foundations in an ecosystem model of Nysted off-shore wind farm, Denmark	2009	Journal of Sea Research	10.1016/j.seares.2009.01.008

<b>BEF</b>	Modeling Small Scale Impacts of Multi-Purpose Platforms: An Ecosystem Approach	2021	Frontiers in Marine Science	10.3389/fmars.2021.694013
<b>BEF</b>	Monitoring and evaluating the sustainability of Italian agricultural system. An emergy decomposition analysis	2014	Ecological Modelling	10.1016/j.ecolmodel.2013.02.014
<b>BEF</b>	Multi-step cognitive mapping of perceived nexus relationships in the Seewinkel region in Austria	2021	Environmental Science & Policy	10.1016/j.envsci.2021.08.004
<b>BEF</b>	Response of farmland biodiversity to the introduction of bioenergy crops: effects of local factors and surrounding landscape context	2014	GCB Bioenergy	10.1111/gcbb.12089
<b>BEF</b>	Small Hydropower Plants' Proliferation Would Negatively Affect Local Herpetofauna	2021	Frontiers in Ecology and Evolution	10.3389/fevo.2021.610325
<b>BEF</b>	The potential of Miscanthus to harbour known cereal pathogens	2015	European Journal of Plant Pathology	10.1007/s10658-014-0519-1
<b>BEF</b>	Willow coppice in intensive agricultural applications to reduce strain on the food-energy-water nexus	2021	Biomass and Bioenergy	10.1016/j.biombioe.2020.105903
<b>BEH</b>	A global perspective on energy: health effects and injustices	2007	The Lancet	10.1016/S0140-6736(07)61252-5
<b>BEH</b>	A sixteen-year reduction in the concentrations of aquatic PAHs corresponding to source shifts in the Elbe River, Germany	2019	Journal of Cleaner Production	10.1016/j.jclepro.2019.03.159
<b>BEH</b>	Build Healthier: Post-COVID-19 Urban Requirements for Healthy and Sustainable Living	2022	Sustainability	10.3390/su14159274
<b>BEH</b>	Combined heat and power as a platform for clean energy systems	2021	Applied Energy	10.1016/j.apenergy.2021.117686
<b>BEH</b>	Environmental impacts and risks of the national renewable energy targets – A review and a qualitative case study from Finland	2018	Renewable and Sustainable Energy Reviews	10.1016/j.rser.2017.05.146
<b>BEH</b>	Environmental impacts of utility-scale solar energy	2014	Renewable and Sustainable Energy Reviews	10.1016/j.rser.2013.08.041
<b>BEH</b>	Helping to heal nature and ourselves through human-rights-based and gender-responsive One Health	2020	One Health Outlook	10.1186/s42522-020-00029-0
<b>BEH</b>	How fossil fuel-derived pesticides and plastics harm health, biodiversity, and the climate	2020	The Lancet Diabetes & Endocrinology	10.1016/S2213-8587(20)30116-9

<b>BEH</b>	Impacts of renewable energy atlas: Reaping the benefits of renewables and biodiversity threats	2020	International Journal of Hydrogen Energy	10.1016/j.ijhydene.2020.05.195
<b>BEH</b>	International comparison of health care carbon footprints	2019	Environmental Research Letters	10.1088/1748-9326/ab19e1
<b>BEH</b>	Planetary Health and the Role of Nursing: A Call to Action: Planetary Health and Nursing	2017	Journal of Nursing Scholarship	10.1111/jnu.12343
<b>BEH</b>	Policies for accelerating access to clean energy, improving health, advancing development, and mitigating climate change	2007	The Lancet	10.1016/S0140-6736(07)61257-4
<b>BEH</b>	Pollution and health: a progress update	2022	The Lancet Planetary Health	10.1016/S2542-5196(22)00090-0
<b>BEH</b>	Safeguarding human health in the Anthropocene epoch: report of The Rockefeller Foundation–Lancet Commission on planetary health	2015	The Lancet	10.1016/S0140-6736(15)60901-1
<b>BEH</b>	Synergies and trade-offs between renewable energy expansion and biodiversity conservation – a cross-national multifactor analysis	2016	GCB Bioenergy	10.1111/gcbb.12337
<b>BEH</b>	The 2022 report of the Lancet Countdown on health and climate change: health at the mercy of fossil fuels	2022	The Lancet	10.1016/S0140-6736(22)01540-9
<b>BEH</b>	The environmental footprint of health care: a global assessment	2020	The Lancet Planetary Health	10.1016/S2542-5196(20)30121-2
<b>BEH</b>	The externalities of energy production in the context of development of clean energy generation	2020	Environmental Science and Pollution Research	10.1007/s11356-020-07625-7
<b>BEH</b>	The Nexus between the Austrian Forestry Sector and the Sustainable Development Goals: A Review of the Interlinkages	2019	Forests	10.3390/f10030205
<b>BEH</b>	Trends of European research and development in district heating technologies	2017	Renewable and Sustainable Energy Reviews	10.1016/j.rser.2016.02.023
<b>BET</b>	A global assessment of the prevalence of current and potential future infrastructure in Key Biodiversity Areas	2023	Biological Conservation	10.1016/j.biocon.2023.109953
<b>BET</b>	A Ship Traffic Disturbance Vulnerability Index for Northwest European Seabirds as a Tool for Marine Spatial Planning	2019	Frontiers in Marine Science	10.3389/fmars.2019.00192

<b>BET</b>	An indicator for assessing the status of marine-bird habitats affected by multiple human activities: A novel statistical approach	2021	Ecological Indicators	10.1016/j.ecolind.2021.108036
<b>BET</b>	Cautious but Committed: Moving Toward Adaptive Planning and Operation Strategies for Renewable Energy's Wildlife Implications	2014	Environmental Management	10.1007/s00267-014-0333-8
<b>BET</b>	Could future electric vehicle energy storage be used for hydropeaking mitigation? An eight-country viability analysis	2019	Resources, Conservation and Recycling	10.1016/j.resconrec.2019.04.032
<b>BET</b>	Decarbonising UK transport: Implications for electricity generation, land use and policy	2023	Transportation Research Interdisciplinary Perspectives	10.1016/j.trip.2022.100736
<b>BET</b>	Designing Sustainable Cold Chains for Long-Range Food Distribution: Energy-Effective Corridors on the Silk Road Belt	2017	Sustainability	10.3390/su9112044
<b>BET</b>	Ecology and environment of the Belt and Road under global climate change: A systematic review of spatial patterns, cost efficiency, and ecological footprints	2021	Ecological Indicators	10.1016/j.ecolind.2021.108237
<b>BET</b>	Global relative species loss due to first-generation biofuel production for the transport sector	2019	GCB Bioenergy	10.1111/gcbb.12597
<b>BET</b>	Operational offshore wind farms and associated ship traffic cause profound changes in distribution patterns of Loons ( <i>Gavia</i> spp.)	2019	Journal of Environmental Management	10.1016/j.jenvman.2018.10.053
<b>BET</b>	Power lines and impacts on biodiversity: A systematic review	2018	Environmental Impact Assessment Review	10.1016/j.eiar.2018.04.010
<b>BET</b>	Renewable energy and biodiversity: Implications for transitioning to a Green Economy	2017	Renewable and Sustainable Energy Reviews	10.1016/j.rser.2016.08.030
<b>BET</b>	Synthetic fuel production costs by means of solid oxide electrolysis cells	2014	Energy	10.1016/j.energy.2014.04.002
<b>BET</b>	The contributory capacity of natural capital to energy transition in the European Union	2022	Renewable Energy	10.1016/j.renene.2022.03.142
<b>BET</b>	The EU–Africa Energy Partnership: Towards a mutually beneficial renewable transport energy alliance?	2009	Energy Policy	10.1016/j.enpol.2009.08.016

<b>BET</b>	The hidden costs of energy and mobility: A global meta-analysis and research synthesis of electricity and transport externalities	2021	Energy Research & Social Science	10.1016/j.erss.2020.101885
<b>BET</b>	The interplay between urban mitigation and adaptation strategies to face climate change in two European countries	2019	Environmental Science & Policy	10.1016/j.envsci.2019.02.002
<b>BET</b>	The quest for sustainable forest bioenergy: win-win solutions for climate and biodiversity	2022	Renewable and Sustainable Energy Reviews	10.1016/j.rser.2022.112180
<b>BET</b>	The Role of Bioeconomy in the Future Energy Scenario: A State-of-the-Art Review	2022	Sustainability	10.3390/su14010560
<b>BET</b>	Unravelling the ecological impacts of large-scale offshore wind farms in the Mediterranean Sea	2022	Science of The Total Environment	10.1016/j.scitotenv.2022.153803
<b>BEW</b>	Assessing and mapping biomass potential productivity from poplar-dominated riparian forests: A case study	2013	Biomass and Bioenergy	10.1016/j.biombioe.2012.10.023
<b>BEW</b>	Assessment of the water and energy budget in a peatland catchment of the Alps using the process based GEOtop hydrological model	2018	Journal of Hydrology	10.1016/j.jhydrol.2018.05.041
<b>BEW</b>	Bioenergy production and forest multifunctionality: A trade-off analysis using multiscale GIS model in a case study in Italy	2013	Applied Energy	10.1016/j.apenergy.2012.11.038
<b>BEW</b>	Brownification in Lake Bolmen, Sweden, and its relationship to natural and human-induced changes	2021	Journal of Hydrology: Regional Studies	10.1016/j.ejrh.2021.100863
<b>BEW</b>	Controlling biodiversity impacts of future global hydropower reservoirs by strategic site selection	2020	Scientific Reports	10.1038/s41598-020-78444-6
<b>BEW</b>	Cost-effective land-use options of drained peatlands– integrated biophysical-economic modeling approach	2020	Ecological Economics	10.1016/j.ecolecon.2020.106704
<b>BEW</b>	Effects of multiple stresses hydropower, acid deposition and climate change on water chemistry and salmon populations in the River Otra, Norway	2017	Science of The Total Environment	10.1016/j.scitotenv.2016.09.044
<b>BEW</b>	Energy–water–food nexus in the Spanish greenhouse tomato production	2016	Clean Technologies and Environmental Policy	10.1007/s10098-015-1076-9
<b>BEW</b>	Factors regulating primary producers' assemblages in Posidonia oceanica (L.) Delile ecosystems over the past 1800 years	2020	Science of The Total Environment	10.1016/j.scitotenv.2020.137163
<b>BEW</b>	Flow restoration and the impacts of multiple stressors on fish communities in regulated rivers	2019	Journal of Applied Ecology	10.1111/1365-2664.13413

<b>BEW</b>	Impacts of Mainstream Hydropower Dams on Fisheries and Agriculture in Lower Mekong Basin	2020	Sustainability	10.3390/su12062408
<b>BEW</b>	Interactive effects of land use, river regulation, and climate on a key recreational fishing species in temperate and boreal streams	2021	Freshwater Biology	10.1111/fwb.13799
<b>BEW</b>	Mini-hydro power plant for the improvement of urban water-energy nexus toward sustainability - A case study	2020	Journal of Cleaner Production	10.1016/j.jclepro.2019.119416
<b>BEW</b>	National Climate Change Policies and Sustainable Water Management: Conflicts and Synergies	2011	Ecology and Society	10.5751/ES-04037-160225
<b>BEW</b>	Optimizing operation of a large-scale pumped storage hydropower system coordinated with wind farm by means of genetic algorithms	2019	Global NEST Journal	10.30955/gnj.002978
<b>BEW</b>	Quantifying energy and water fluxes in dry dune ecosystems of the Netherlands	2015	Hydrology and Earth System Sciences	10.5194/hess-19-3787-2015
<b>BEW</b>	Regionalizing land use impacts on farmland birds	2015	Environmental Monitoring and Assessment	10.1007/s10661-015-4448-z
<b>BEW</b>	Responses of the novel bioenergy plant species <i>Sida hermaphrodita</i> (L.) Rusby and <i>Silphium perfoliatum</i> L. to CO <sub>2</sub> fertilization at different temperatures and water supply	2015	Biomass and Bioenergy	10.1016/j.biombioe.2015.07.031
<b>BEW</b>	Water security determines social attitudes about dams and reservoirs in South Europe	2022	Scientific Reports	10.1038/s41598-022-10170-7
<b>BEW</b>	Water, Forests, People: The Swedish Experience in Building Resilient Landscapes	2018	Environmental Management	10.1007/s00267-018-1066-x
<b>BFH</b>	A reservoir of ethnobotanical knowledge informs resilient food security and health strategies in the Balkans	2015	Nature Plants	10.1038/nplants.2014.21
<b>BFH</b>	Antimicrobial resistance (AMR) and marine plastics: Can food packaging litter act as a dispersal mechanism for AMR in oceanic environments?	2020	Marine Pollution Bulletin	10.1016/j.marpolbul.2019.110702
<b>BFH</b>	Assessment of water quality in the Alqueva Reservoir (Portugal) using bioassays	2010	Environmental Science and Pollution Research	10.1007/s11356-009-0174-9
<b>BFH</b>	Bats actively prey on mosquitoes and other deleterious insects in rice paddies: Potential impact on human health and agriculture	2020	Pest Management Science	10.1002/ps.5925



<b>BFH</b>	Biodiverse edible schools: Linking healthy food, school gardens and local urban biodiversity	2019	Urban Forestry & Urban Greening	10.1016/j.ufug.2018.02.015
<b>BFH</b>	Caring local biodiversity in a healing garden: Therapeutic benefits in young subjects with autism	2020	Urban Forestry & Urban Greening	10.1016/j.ufug.2019.12.6511
<b>BFH</b>	Constant Hepatitis E Virus (HEV) Circulation in Wild Boar and Red Deer in Spain: An Increasing Concern Source of HEV Zoonotic Transmission	2016	Transboundary and Emerging Diseases	10.1111/tbed.12311
<b>BFH</b>	Environmental and health impacts of using food waste as animal feed: a comparative analysis of food waste management options	2016	Journal of Cleaner Production	10.1016/j.jclepro.2016.05.049
<b>BFH</b>	Food choices, health and environment: Effects of cutting Europe's meat and dairy intake	2014	Global Environmental Change	10.1016/j.gloenvcha.2014.02.004
<b>BFH</b>	Modelling ecological and human exposure to POPs in Venice lagoon. Part I — Application of MERLIN-Expo tool for integrated exposure assessment	2016	Science of The Total Environment	10.1016/j.scitotenv.2016.04.146
<b>BFH</b>	Mycotoxin in the food supply chain—implications for public health program	2016	Journal of Environmental Science and Health, Part C	10.1080/10590501.2016.1236607
<b>BFH</b>	pp'DDT and pp'DDE Accumulation in a Food Chain of Lake Maggiore (Northern Italy): Testing Steady-State Condition	2006	Environmental Science and Pollution Research - International	10.1065/espr2006.01.010
<b>BFH</b>	Reducing overall herbicide use may reduce risks to humans but increase toxic loads to honeybees, earthworms and birds	2022	Environmental Sciences Europe	10.1186/s12302-022-00622-2
<b>BFH</b>	Risk of Malaria Reemergence in Southern France: Testing Scenarios with a Multiagent Simulation Model	2009	EcoHealth	10.1007/s10393-009-0236-y
<b>BFH</b>	Spatio-temporal models of bovine tuberculosis in the Irish cattle population, 2012-2019	2021	Spatial and Spatio-temporal Epidemiology	10.1016/j.sste.2021.100441
<b>BFH</b>	Systematic Review on Crimean–Congo Hemorrhagic Fever Enzootic Cycle and Factors Favoring Virus Transmission: Special Focus on France, an Apparently Free-Disease Area in Europe	2022	Frontiers in Veterinary Science	10.3389/fvets.2022.932304
<b>BFH</b>	TRACE ELEMENTS IN FISH TISSUE WITH COMMERCIAL VALUE OF THE DANUBE DELTA BIOSPHERE RESERVE	2017	Environmental Engineering and Management Journal	10.30638/eemj.2017.075

<b>BFH</b>	Trichinosis in Lublin Province in 2003-2010 on a Background of Wild Boar`S Population Dynamics	2012	Bulletin of the Veterinary Institute in Pulawy	10.2478/v10213-012-0008-2
<b>BFT</b>	Abundance of red-listed species in infrastructure habitats – "responsibility species" as a priority-setting tool for transportation agencies' conservation action	2015	Nature Conservation	10.3897/natureconservation.11.4433
<b>BFT</b>	Alien flora of Europe: Species diversity, temporal trends, geographical patterns and research needs	2008	Preslia -Praha	
<b>BFT</b>	Do all roads lead to resistance? State road density is the main impediment to gene flow in a flagship species inhabiting a severely fragmented anthropogenic landscape	2021	Ecology and Evolution	10.1002/ece3.7635
<b>BFT</b>	Fragmented dry grasslands preserve unique components of plant species and phylogenetic diversity in agricultural landscapes	2020	Biodiversity and Conservation	10.1007/s10531-020-02066-7
<b>BFT</b>	Habitat use and selection patterns inform habitat conservation priorities of an endangered large carnivore in southern Europe	2021	Endangered Species Research	10.3354/esr01105
<b>BFT</b>	Highways associated with expansion of boreal scavengers into the alpine tundra of Fennoscandia	2020	Journal of Applied Ecology	10.1111/1365-2664.13668
<b>BFT</b>	How Effective Are the Protected Areas of the Natura 2000 Network in Halting Biological Invasions? A Case Study in Greece	2021	Plants	10.3390/plants10102113
<b>BFT</b>	Improving the factual knowledge of landscapes: Following up the European Landscape Convention with a comparative historical analysis of forces of landscape change in the Sjødalen and StØlsheimen mountain areas, Norway	2007	Norsk Geografisk Tidsskrift - Norwegian Journal of Geography	10.1080/00291950701709127
<b>BFT</b>	Influence of roads on space use by European hares in different landscapes	2023	Landscape Ecology	10.1007/s10980-022-01552-3
<b>BFT</b>	Plant Species Diversity of Highway Roadsides in Southern New England	2012	Northeastern Naturalist	10.1656/045.019.0102
<b>BFT</b>	Plant species richness in midfield islets and road verges – The effect of landscape fragmentation	2006	Biological Conservation	10.1016/j.biocon.2005.09.009
<b>BFT</b>	Principal threats to the conservation of freshwater habitats in the continental biogeographical region of Central Europe	2019	Biodiversity and Conservation	10.1007/s10531-019-01865-x

<b>BFT</b>	Rapid linear transport infrastructure development in the Carpathians: A major threat to the integrity of ecological connectivity for large carnivores	2022	Nature Conservation	10.3897/natureconservation.47.71807
<b>BFT</b>	Road verges provide connectivity for small mammals: A case study with wood mice ( <i>Apodemus sylvaticus</i> ) in an agro-silvo pastoral system	2020	Journal of Environmental Management	10.1016/j.jenvman.2019.110033
<b>BFT</b>	Roads and supplemental feeding affect home-range size of Slovenian red deer more than natural factors	2012	Journal of Mammalogy	10.1644/11-MAMM-A-136.1
<b>BFT</b>	Roadside diversity in relation to age and surrounding source habitat: evidence for long time lags in valuable green infrastructure	2020	Ecological Solutions and Evidence	10.1002/2688-8319.12005
<b>BFT</b>	Species co-occurrence networks of ground beetles in managed grasslands	2021	Community Ecology	10.1007/s42974-020-00034-3
<b>BFT</b>	The effect of railways on bird diversity in farmland	2019	Environmental Science and Pollution Research	10.1007/s11356-019-06245-0
<b>BFT</b>	The geomorphologic forcing of wild boars	2019	Earth Surface Processes and Landforms	10.1002/esp.4623
<b>BFT</b>	The influence of landscape structure on occurrence, abundance and genetic diversity of the common frog, <i>Rana temporaria</i>	2005	Global Change Biology	10.1111/j.1365-2486.2005.1005.x
<b>BFW</b>	A global synthesis of ecosystem services provided and disrupted by freshwater bivalve molluscs	2022	Biological Reviews	10.1111/brv.12878
<b>BFW</b>	A Qualitative Ecosystem Assessment for Different Shrublands in Western Europe under Impact of Climate Change	2004	Ecosystems	10.1007/s10021-004-0219-3
<b>BFW</b>	Assessing multiple goods and services derived from livestock farming on a nation-wide gradient	2017	Animal	10.1017/S1751731117000829
<b>BFW</b>	Assessing the effectiveness of regulatory controls on farm pollution using chemical and biological indices of water quality and pollution statistics	2001	Water Research	10.1016/S0043-1354(00)00587-X
<b>BFW</b>	Biodiversity and distribution patterns of freshwater invertebrates in farm ponds of a south-western French agricultural landscape	2008	Hydrobiologia	10.1007/s10750-007-9219-6
<b>BFW</b>	Biodiversity on the waves of history: Conservation in a changing social and institutional environment in Hungary, a post-soviet EU member state	2017	Biological Conservation	10.1016/j.biocon.2017.05.005

<b>BFW</b>	Can agriculture and conservation be compatible in a coastal wetland? Balancing stakeholders' narratives and interactions in the management of El Hondo Natural Park, Spain	2022	Agriculture and Human Values	10.1007/s10460-021-10271-5
<b>BFW</b>	Climate change impacts on the Alpine, Continental and Mediterranean grassland systems of Italy: A review	2021	Italian Journal of Agronomy	10.4081/ija.2021.1843
<b>BFW</b>	Climate-dependent scenarios of land use for biodiversity and ecosystem services in the New Aquitaine region	2022	Regional Environmental Change	10.1007/s10113-022-01964-6
<b>BFW</b>	Cross-sectoral impacts of climate change and socio-economic change for multiple, European land- and water-based sectors	2015	Climatic Change	10.1007/s10584-014-1239-4
<b>BFW</b>	Ecological benefits provided by alley cropping systems for production of woody biomass in the temperate region: a review	2012	Agroforestry Systems	10.1007/s10457-012-9494-8
<b>BFW</b>	Evaluation of the Danish mussel fishery: suggestions for an ecosystem management approach	2002	Helgoland Marine Research	10.1007/s10152-001-0095-6
<b>BFW</b>	Exploring the ecological constraints to multiple ecosystem service delivery and biodiversity	2013	Journal of Applied Ecology	10.1111/1365-2664.12085
<b>BFW</b>	Groundwater nitrogen and the distribution of groundwater-dependent vegetation in riparian areas in agricultural catchments	2014	Ecological Engineering	10.1016/j.ecoleng.2013.07.047
<b>BFW</b>	The Economy–Environment Nexus: Sustainable Development Goals Interlinkages in Austria	2022	Sustainability	10.3390/su141912281
<b>BFW</b>	The impact of extreme flooding events and anthropogenic stressors on the macrobenthic communities' dynamics	2008	Estuarine, Coastal and Shelf Science	10.1016/j.ecss.2007.07.026
<b>BFW</b>	Trophic niche but not abundance of Collembola and Oribatida changes with drought and farming system	2022	PeerJ	10.7717/peerj.12777
<b>BHT</b>	A Review of the Invasive Mosquitoes in Europe: Ecology, Public Health Risks, and Control Options	2012	Vector-Borne and Zoonotic Diseases	10.1089/vbz.2011.0814
<b>BHT</b>	Active commuting through natural environments is associated with better mental health: Results from the PHENOTYPE project	2018	Environment International	10.1016/j.envint.2018.10.002
<b>BHT</b>	Developing a Dynamic Model for Assessing Green Infrastructure Investments in Urban Areas	2021	International Journal of Environmental Research and Public Health	10.3390/ijerph182010994

<b>BHT</b>	Developing Forest Therapy Programmes Based on the Health Benefits of Terpenes in Dominant Tree Species in Tara National Park (Serbia)	2022	International Journal of Environmental Research and Public Health	10.3390/ijerph19095504
<b>BHT</b>	Effects of habitat and landscape fragmentation on humans and biodiversity in densely populated landscapes	2009	Journal of Environmental Management	10.1016/j.jenvman.2009.05.002
<b>BHT</b>	Environmental impacts in the civil aviation sector: Current state and guidance	2023	Transportation Research Part D: Transport and Environment	10.1016/j.trd.2023.103717
<b>BHT</b>	Environmental, health, wellbeing, social and equity effects of urban green space interventions: A meta-narrative evidence synthesis	2019	Environment International	10.1016/j.envint.2019.104923
<b>BHT</b>	Health and environmental benefits related to electric vehicle introduction in EU countries	2014	Transportation Research Part D: Transport and Environment	10.1016/j.trd.2014.09.002
<b>BHT</b>	Horizon scanning for invasive alien species with the potential to threaten biodiversity and human health on a Mediterranean island	2019	Biological Invasions	10.1007/s10530-019-01961-7
<b>BHT</b>	Invading European Seas: Assessing pathways of introduction of marine aliens	2013	Ocean & Coastal Management	10.1016/j.ocecoaman.2013.02.024
<b>BHT</b>	Investigating the physical activity, health, wellbeing, social and environmental effects of a new urban greenway: a natural experiment (the PARC study)	2021	International Journal of Behavioral Nutrition and Physical Activity	10.1186/s12966-021-01213-9
<b>BHT</b>	Low-carbon technologies and just energy transition: Prospects for electric vehicles	2022	Energy Conversion and Management: X	10.1016/j.ecmx.2022.100271
<b>BHT</b>	Marine invasive alien species: a threat to global biodiversity	2003	Marine Policy	10.1016/S0308-597X(03)00041-1
<b>BHT</b>	Measures for Sustainable Development of Road Network	2016	Transportation Research Procedia	10.1016/j.trpro.2016.05.076
<b>BHT</b>	One Biosecurity: a unified concept to integrate human, animal, plant, and environmental health	2020	Emerging Topics in Life Sciences	10.1042/ETLS20200067
<b>BHT</b>	Particulate matter concentrations and fluxes within an urban park in Naples	2020	Environmental Pollution	10.1016/j.envpol.2020.115134
<b>BHT</b>	Particulate matter pollution capture by leaves of seventeen living wall species with special reference to rail-traffic at a metropolitan station	2017	Urban Forestry & Urban Greening	10.1016/j.ufug.2017.07.005

<b>BHT</b>	The health impacts of traffic-related exposures in urban areas: Understanding real effects, underlying driving forces and co-producing future directions	2016	Journal of Transport & Health	10.1016/j.jth.2016.07.002
<b>BHT</b>	The impact of the COVID-19 lockdowns on wildlife–vehicle collisions in the UK	2023	Journal of Animal Ecology	10.1111/1365-2656.13913
<b>BHT</b>	Urban plant assemblages by land use type in Milan: Floristic, ecological and functional diversities and refugium role of railway areas	2021	Urban Forestry & Urban Greening	10.1016/j.ufug.2021.127175
<b>BHW</b>	Bio-Physical Controls on Wave Transformation in Coastal Reed Beds: Insights From the Razelm-Sinoe Lagoon System, Romania	2022	Frontiers in Marine Science	10.3389/fmars.2022.813474
<b>BHW</b>	Blue space, health and well-being: A narrative overview and synthesis of potential benefits	2020	Environmental Research	10.1016/j.envres.2020.110169
<b>BHW</b>	Blue-space availability, environmental quality and amenity use across contrasting socioeconomic contexts	2022	Applied Geography	10.1016/j.apgeog.2022.102716
<b>BHW</b>	Combined effects of moderate hypoxia, pesticides and PCBs upon crucian carp fish, <i>Carassius carassius</i> , from a freshwater lake- in situ ecophysiological approach	2020	Aquatic Toxicology	10.1016/j.aquatox.2020.105644
<b>BHW</b>	Fishing in the city for food—a paradigmatic case of sustainability in urban blue space	2021	npj Urban Sustainability	10.1038/s42949-021-00043-9
<b>BHW</b>	Global Perspective of Drought Impacts on Ozone Pollution Episodes	2022	Environmental Science & Technology	10.1021/acs.est.1c07260
<b>BHW</b>	Impact of different water and nitrogen inputs on the eco-efficiency of durum wheat cultivation in Mediterranean environments	2018	Journal of Cleaner Production	10.1016/j.jclepro.2018.02.200
<b>BHW</b>	Innovative actions in oceans and human health for Europe	2021	Health Promotion International	10.1093/heapro/daab203
<b>BHW</b>	Integrated urban stormwater management: Evolution and multidisciplinary perspective	2021	Journal of Hydro-environment Research	10.1016/j.jher.2020.11.003
<b>BHW</b>	LCA-Based Environmental Performance of Olive Cultivation in Northwestern Greece: From Rainfed to Irrigated through Conventional and Smart Crop Management Practices	2021	Water	10.3390/w13141954
<b>BHW</b>	Mechanisms underlying childhood exposure to blue spaces and adult subjective well-being: An 18-country analysis	2022	Journal of Environmental Psychology	10.1016/j.jenvp.2022.101876

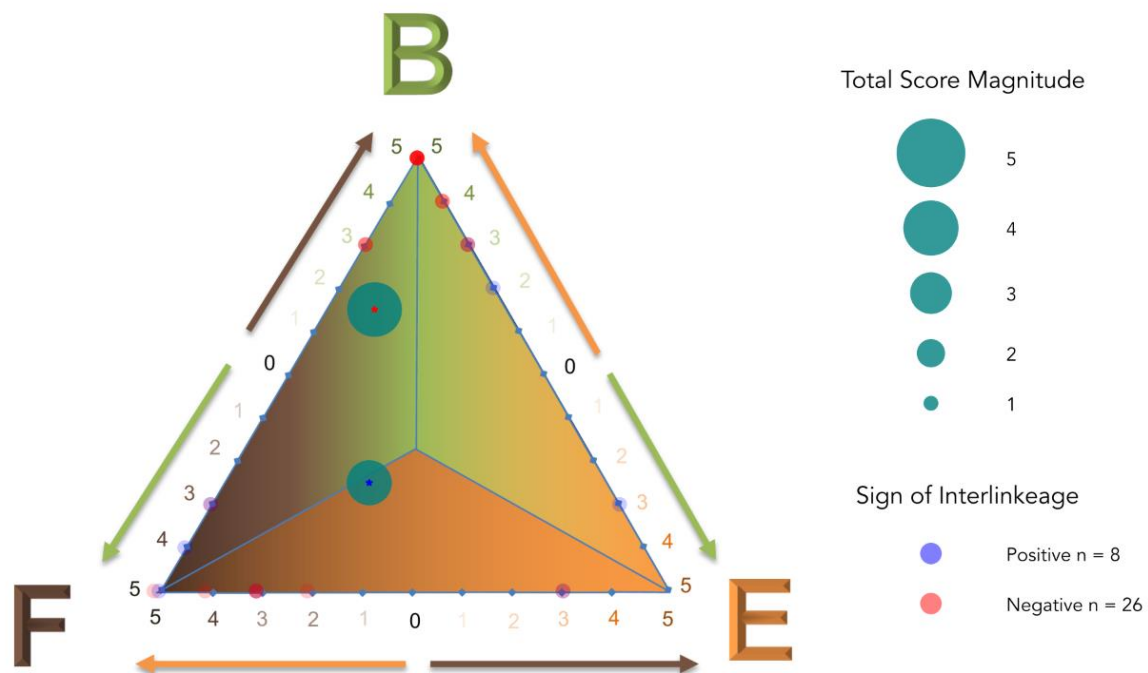
<b>BHW</b>	Nonlinear and threshold-dominated runoff generation controls DOC export in a small peat catchment: NONLINEAR FLOW PATHS CONTROL DOC EXPORT	2017	Journal of Geophysical Research: Biogeosciences	10.1002/2016JG003621
<b>BHW</b>	Olive mill waste water risk assessment based on GIS techniques in Crete, Greece	2017	Global Nest Journal	
<b>BHW</b>	Proximity to blue spaces and risk of infection with <i>Pseudomonas aeruginosa</i> in cystic fibrosis: A case–control analysis	2015	Journal of Cystic Fibrosis	10.1016/j.jcf.2015.04.004
<b>BHW</b>	Researches in Castelporziano test site: ecophysiological studies on Mediterranean vegetation in a changing environment	2015	Rendiconti Lincei	10.1007/s12210-014-0374-1
<b>BHW</b>	Risk assessment of cyanobacteria toxic metabolites on freshwater ecosystems applying molecular methods	2023	Environmental Science and Pollution Research	10.1007/s11356-022-21814-6
<b>BHW</b>	Science-Narrative Explorations of “Drought Thresholds” in the Maritime Eden Catchment, Scotland: Implications for Local Drought Risk Management	2021	Frontiers in Environmental Science	10.3389/fenvs.2021.589980
<b>BHW</b>	Socio-economic and environmental vulnerability to heat-related phenomena in Bucharest metropolitan area	2021	Environmental Research	10.1016/j.envres.2020.110268
<b>BHW</b>	Swimming in Ireland: Immersions in therapeutic blue space	2015	Health & Place	10.1016/j.healthplace.2014.09.015
<b>BHW</b>	The seasons’ length in 21st century CMIP5 projections over the eastern Mediterranean	2018	International Journal of Climatology	10.1002/joc.5448
<b>BHW</b>	Vegetation feedbacks during drought exacerbate ozone air pollution extremes in Europe	2020	Nature Climate Change	10.1038/s41558-020-0743-y
<b>BTW</b>	A comparative study of macroinvertebrate biodiversity in highway stormwater ponds and natural ponds	2020	Science of The Total Environment	10.1016/j.scitotenv.2020.140029
<b>BTW</b>	Aquatic biodiversity in sedimentation ponds receiving road runoff – What are the key drivers?	2018	Science of The Total Environment	10.1016/j.scitotenv.2017.06.080
<b>BTW</b>	Can road stormwater ponds be successfully exploited by the European green frog ( <i>Pelophylax</i> sp.)?	2022	Urban Ecosystems	10.1007/s11252-021-01129-z
<b>BTW</b>	Chloride Balance in Freshwater System of a Highly Anthropized Subalpine Area: Load and Source Quantification Through a Watershed Approach	2020	Water Resources Research	10.1029/2019WR026024

<b>BTW</b>	Constrained by aliens, shifting landscape, or poor water quality? Factors affecting the persistence of amphibians in an urban pond network	2020	Aquatic Conservation: Marine and Freshwater Ecosystems	10.1002/aqc.3309
<b>BTW</b>	DNA metabarcoding adds valuable information for management of biodiversity in roadside stormwater ponds	2019	Ecology and Evolution	10.1002/ece3.5503
<b>BTW</b>	Drought tolerance differs between urban tree species but is not affected by the intensity of traffic pollution	2023	Trees	10.1007/s00468-022-02294-0
<b>BTW</b>	Fine scale genetic structure in fire salamanders ( <i>Salamandra salamandra</i> ) along a rural-to-urban gradient	2021	Conservation Genetics	10.1007/s10592-021-01335-4
<b>BTW</b>	Highway stormwater ponds as islands of Odonata diversity in an agricultural landscape	2022	Science of The Total Environment	10.1016/j.scitotenv.2022.155774
<b>BTW</b>	Impact of environmental factors on aquatic biodiversity in roadside stormwater ponds	2019	Scientific Reports	10.1038/s41598-019-42497-z
<b>BTW</b>	Landscape connectivity and spatial prioritization in an urbanising world: A network analysis approach for a threatened amphibian	2019	Biological Conservation	10.1016/j.biocon.2019.06.035
<b>BTW</b>	Landscape genetics of northern crested newt <i>Triturus cristatus</i> populations in a contrasting natural and human-impacted boreal forest	2020	Conservation Genetics	10.1007/s10592-020-01266-6
<b>BTW</b>	Local and Landscape Drivers of Pond-Breeding Amphibian Diversity at the Northern Edge of the Mediterranean	2017	Herpetologica	
<b>BTW</b>	Multiple stressors in small streams in the forestry context of Fennoscandia: The effects in time and space	2021	Science of The Total Environment	10.1016/j.scitotenv.2020.143521
<b>BTW</b>	Occurrence and trophic transport of organic compounds in sedimentation ponds for road runoff	2021	Science of The Total Environment	10.1016/j.scitotenv.2020.141808
<b>BTW</b>	Road related pollutants induced DNA damage in dragonfly nymphs ( <i>Odonata</i> , <i>Anisoptera</i> ) living in highway sedimentation ponds	2019	Scientific Reports	10.1038/s41598-019-52207-4
<b>BTW</b>	Salinization of Alpine rivers during winter months	2021	Environmental Science and Pollution Research International	10.1007/s11356-020-11077-4
<b>BTW</b>	The impact of environmental factors on benthos communities and freshwater gastropod diversity in urban sinkhole ponds in roadside and forest contexts	2019	Landscape Research	10.1080/01426397.2018.1441387



## D. Triplets analysis of ten three-way biodiversity nexus interlinkages

### *Biodiversity-Energy-Food Nexus*



**Figure S2.** Triplet of the Biodiversity-Energy-Food Nexus interlinkage with positive and negative centroids

#### *Interpretation of the position and size of the **negative** centroid:*

In the Biodiversity-Energy-Food nexus interlinkage, food and energy both have a strong negative impact on biodiversity. For instance, (Wagner, 2020) stresses that agricultural intensification leads to loss of insects (loss of bees, bumblebees, moths, specifically a threat to Lepidoptera and monarch) and the avifauna of farmlands (specifically insectivorous birds). Deforestation and agriculture, taken together, account for the greatest annual losses of habitat and biodiversity (Wagner, 2020). In terms of energy, fossil fuel burning and fuelwood use lead to deforestation and biodiversity loss (Wagner, 2020). Renewable energy production, on the other hand, requires additional space, which leads to extensive land use change, creating pressure on ecosystems (e.g., Serpetti et al., 2021), as well as to the intensification of agriculture (Santos & Dekker, 2020) and the spread of monocultures (Sutherland et al., 2015a).

#### *Evidence for the **negative** bi-directional influence between the nexus elements (red):*

Biodiversity is the most clearly affected element of the nexus. It is often highlighted in the literature how the development of renewable energies, and the associated land-use change, will affect biodiversity negatively. The most common effects in this relationship are ecosystem degradation and ecosystem services loss (Serpetti et al., 2021), individuals or species loss (Scholz & Voigt, 2022), and competition between nature conservation and other uses (Busch et al., 2013). The interconnections between biodiversity, biofuels, and food have also been addressed under the banner “Food, Energy, and Environment Trilemma” (Santos & Dekker, 2020). Fossil fuel energy also has detrimental effects on biodiversity (Schulze, 2006; Wagner, 2020), including indirect effects through wood fuel use which leads to deforestation and biodiversity loss. Also, agricultural intensification leads to

biodiversity loss (Wagner, 2020). The avifaunas of farmlands have been decreasing in both species richness and abundance, with insectivorous birds among those showing the greatest population declines.

The literature also mentions the importance of competition for land between energy use and food production, particularly concerning energy crops (Petzold et al., 2014; Sutherland et al., 2015a) and wind farming (Busch et al., 2013). The negative change in food chains as a collateral effect of land-use change for energy development and its operation is also mentioned (Crnobrnja-Isailović et al., 2021).

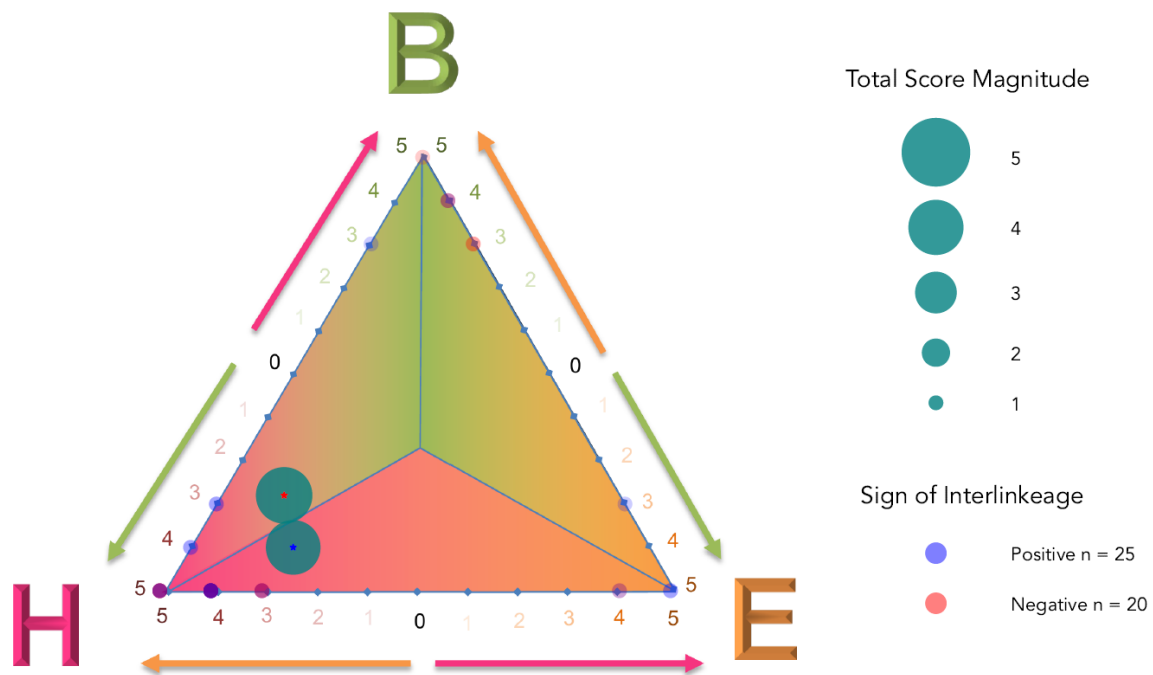
*Interpretation of the position and size of the **positive** centroid:*

The location of the positive centroid signifies that both biodiversity and energy have a considerable influence on food production. This corresponds to the understanding that in order to provide food, input from the energy sector as well as biodiversity is needed. At the same time, environmentally conscious consumers may opt for local food choices, having in mind that locally produced food may be less energy-intensive and have a lower negative impact on biodiversity (Guiné et al., 2021). In a multi-regime interaction, the agriculture regime may be supported by the electricity regime (in regards to technological anchoring, for example) (Guiné et al., 2021b).

*Evidence for the **positive** bi-directional influence between the nexus elements (blue):*

The positive impacts in the nexus concern mainly food production. Bioenergy crops and adequate farming practices can have a positive impact on both the food system and local ecosystems (Bourke et al., 2014; Petrovan et al., 2017a). For instance, short rotation coppice can improve both renewable energy production and biodiversity conservation (Petzold et al., 2014). Regarding energy production, a study by (Maar et al., 2009) shows a positive effect of offshore wind farms on blue mussel populations. Focusing on policies, (Sutherland et al., 2015a) show that agriculture and electricity regimes may create a symbiosis, reaping benefits from each other's existence in terms of policy anchoring, technical spill-over effects. In relation to food choices, both energy and biodiversity may act as an environmental issue that influences behaviour. Guiné et al. (2021b) showed that the notion of biodiversity protection and the necessity to use less energy may motivate people to consume local fresh food. On the other hand, Santos & Dekker (2020) mention that potential biodiversity loss and conflicts with local food production is an issue that deserves attention.

## Biodiversity-Energy-Health Nexus



**Figure S5.** Triplet of the Biodiversity-Energy-Health Nexus interlinkage with positive and negative centroids

### *Interpretation of the position and size of the **negative** centroid:*

Both Biodiversity and Energy have positive and negative influence on Health according to the location of the centroids. It is however important to clarify that health should be considered as both an outcome (health impact) and a sector (environmental impact); the fact that this distinction was not clearly taken into account in the analytical approach, may explain the dominance of the other two sectors to health.

### *Evidence for the **negative** bi-directional influence between the nexus elements (red):*

The negative impact of biodiversity on health can be explained by nature related health risks such as infectious diseases and allergies. Regarding these two, health impacting of biodiversity dynamics can occur. Under the dilution effect hypothesis, the transmission and burden of infectious diseases are expected to be lower in animal species-rich, natural environments through lower infection prevalence in vectors (Kreuder Johnson et al., 2015; Ostfeld & Keesing, 2017), even when higher species richness indicating higher pathogen richness (Dunn et al., 2010). The amplification effect, in which the infection prevalence in vectors increases following an environmental change affecting biodiversity, has also been observed (Faust et al., 2017). The conditions in which dilution or amplification will be observed are still being investigated (Hurst, 2018; Kilpatrick et al., 2017; Kreuder Johnson et al., 2015). However, it has been established that the risk of disease spread appears higher in human-dominated and simplified habitats (Hurst, 2018).

However, the negative impact of the health sector on biodiversity need not be underestimated when we consider the high energy use in the health sector, negatively impacting both the environment (biodiversity) and health (Lenzen et al., 2020; Pichler et al., 2019). This may even be the main explanation for the complicated linkage of biodiversity, health and energy.

The negative impact of energy on health can be largely explained by negative health impact from fossil fuel energy production in general (particulate matter pollution, climate change) (Romanello et al., 2022) with substantial injustice effects (Wilkinson et al., 2007) and the high energy use in the health sector (Lenzen et al., 2020; Pichler et al., 2019). As such, the health sector itself contributes to the negative health impacts from energy, demanding even more energy, which can be a downward spiral. Simultaneously, the negative impact of this high energy demand in the health sector also negatively impacts health of the ecosystem. Turning towards renewable energy production would contribute to a lower environmental and health impact. Yet, renewable energy production may have negative externalities including the impact on biodiversity (Nazir et al., 2020; Santangeli et al., 2016). Finally, potentially recreation and physical activity in nature, apart from having health benefits, may also put pressure on ecosystem health, which became more obvious in the lockdowns during COVID (Ferguson et al., 2023).

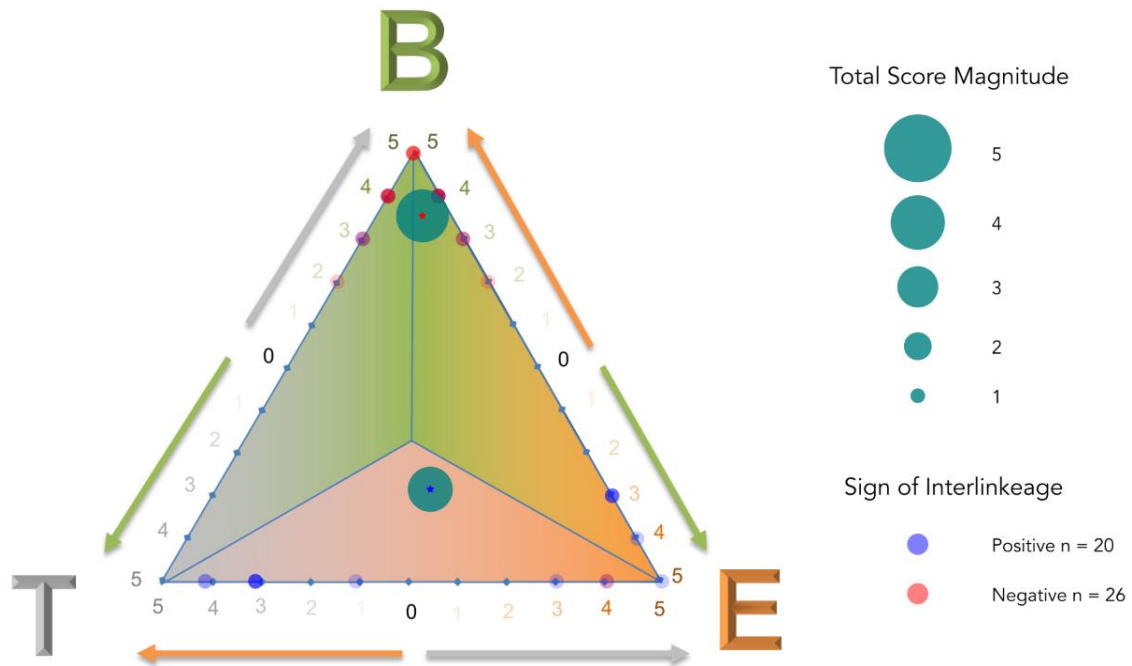
*Interpretation of the position and size of the **positive** centroid:*

The most influential seems to be the combination of energy and biodiversity towards health. However, it is important to clarify that health should be considered as both an outcome (health impact) and a sector (environmental impact); the fact that this distinction was not clearly taken into account in the analytical approach, may explain the dominance of the other two sectors to health.

*Evidence for the **positive** bi-directional influence between the nexus elements (red):*

The natural living environment, including both green and blue space, can have many contributions to health, with potentially a bigger positive impact with higher biodiversity, even if the evidence in relation to human health is still scarce (Beute et al., 2023; Marselle et al., 2021). Prominent in this respect is the Biodiversity Hypothesis (Hanski et al., 2012), which emphasizes that contact with natural environments enriches the human microbiome and is necessary for promoting immune balance (Haahtela, 2019). While recent research highlights the potential transfer of diverse microbial communities from the environment to humans (Roslund et al., 2020, 2021; Selway et al., 2020), additional research is required to validate causality. Consequently, preventative healthcare may benefit from promoting contact with nature, e.g. nature on prescription (Astell-Burt et al., 2022), as such intervention eventually lowers the environmental impact on the health sector. In conjunction, the health sector may also have an advocacy role towards environmental care and nature conservation, which can be seen as an upward spiral (Kurth, 2017).

## Biodiversity-Energy-Transport Nexus



**Figure S7.** Triplet of the Biodiversity-Energy-Transport Nexus interlinkage with positive and negative centroids

### *Interpretation of the position and size of the **negative** centroid:*

Energy production from both non-renewable and renewable sources can have a variety of negative impacts on biodiversity, including through land transformation, emissions and nutrient loads, or infrastructure that creates barriers to wildlife. The negative impacts of transport on biodiversity are intertwined with the energy sector, as the transport sector has high energy demands or as energy facilities require transport for maintenance and operation. Based on the review of Gasparatos et al. (2017), the renewable energy pathways include solar, wind, hydro, bioenergy, ocean, and geothermal energy, and they all have direct negative impacts on biodiversity by disrupting ecosystem services. Also, increased vessel traffic due to the development of ocean projects, could have a negative impact on various marine animals, fish stocks, and bird populations.

### *Evidence for the **negative** bi-directional influence between the nexus elements (red):*

Most of the literature reviewed consider the negative impact of energy or transport on biodiversity; either by describing the impact of unsustainable transport (mainly powered by fossil fuels; e.g. Gallo et al. (2017)), or due to the infrastructure (Simkins et al. (2023)), or by revealing the negative impacts that renewable energy production can have on biodiversity and ecosystems, e.g. through the operation of hydroelectric plants (Román et al., 2019), unsustainable forestry and biomass harvest (Giuntoli et al., 2022), or mass production of biofuels for transport (Elshout et al., 2019). In the latter case, the papers mainly discuss the chemical inputs that energy crops may require and that may harm their surroundings (Charles et al., 2009) or the land competition between energy crop production and other uses (Perišić et al., 2022). Offshore wind farms development may enhance ship traffic and, in turn, affect seabird species and their habitats (Fliessbach et al., 2019). Several studies observed adverse biodiversity effects if wind energy facilities (Köppel et al., 2014; Lloret et al., 2022) or power lines (Biasotto & Kindel, 2018) are placed without caution in wildlife

areas. Gasparatos et al. (2017) provides a literature review identifying the relatively complex positive and negative impacts of different renewable energy pathways on biodiversity and ecosystems, and its implications for transitioning to a Green Economy. Based on this review, the actual mechanisms of biodiversity loss and ecosystem change are found to be very diverse, depending on the renewable technology, operational characteristics, and the environmental context.

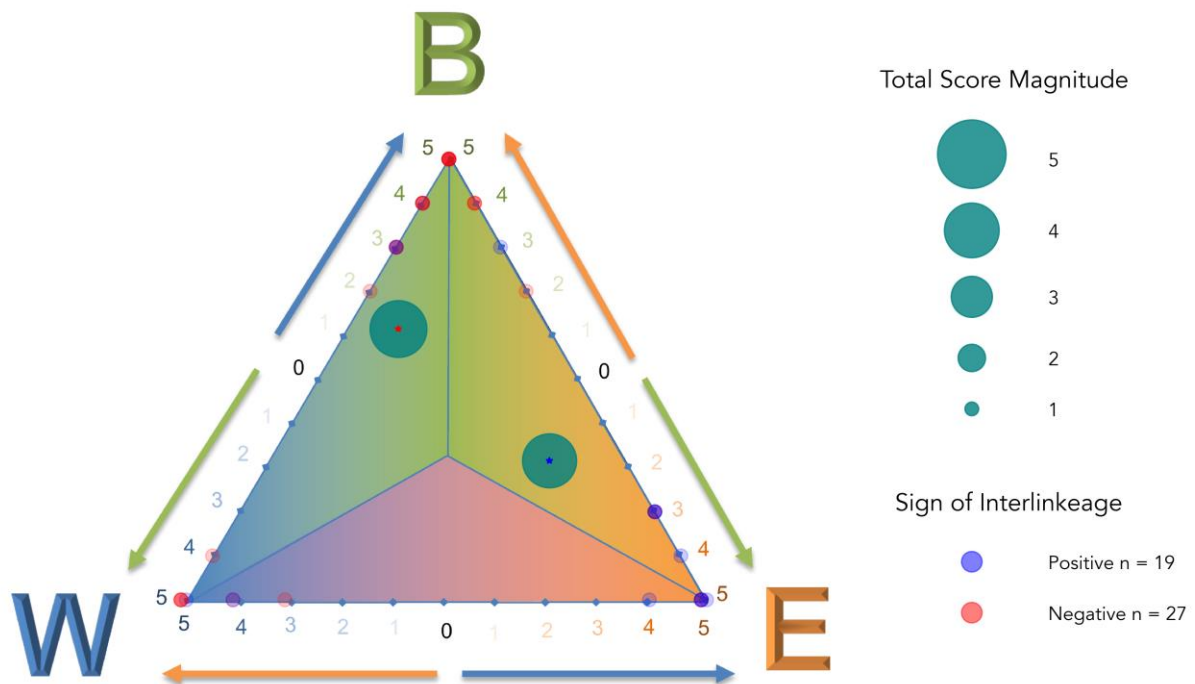
*Interpretation of the position and size of the **positive** centroid:*

The symbiotic relationship between transport and energy is quite self-explanatory. As mentioned above, the energy sector fuels the transport sector while increasing traffic increases energy demands. This is a reinforcing loop, although the important differences are in what technology and resources are being implemented in these sectors. Biodiversity is also positively influenced by energy and transport due to green measures in these and infrastructure sectors. However, in comparison to the symbiotic relationship between transport and energy, the positive impact is not as strong.

*Evidence for the **positive** bi-directional influence between the nexus elements (blue):*

Energy is the nexus element that receives most of the positive impact in the nexus. Most of the positive impacts have to do with biodiversity or biomass as a main input for the development of renewable energies (Perišić et al., 2022; Ridjan et al., 2014). Energy and transport are in symbiotic relationship in terms of carbon policies and enhanced public transport, where transition in the transport sector aims at use of cleaner energy, which in turn boosts renewable energy production (Logan et al., 2023). The Belt and Road initiative is another example, where shipping of goods and energy demand and sources of transportation, are intertwined. There are also positive impacts that renewable energy development can bring to the transport sector (Ridjan et al., 2014), which could diminish the sector's reliance on fossil fuels. Some of the positive impacts of energy on transport can be explained by the logical increase in transportation during the construction and maintenance of offshore wind farms (Fliessbach et al., 2019). Further, (Pasimeni et al., 2019) shows that green measures in the transport and infrastructure as well as in the energy sector can positively influence biodiversity. Based on Gasparatos et al. (2017), all the technologies for renewable energy sources, except for geothermal, can have a positive impact on biodiversity.

## Biodiversity-Energy-Water Nexus



**Figure S3.** Triplet of the Biodiversity-Energy-Water Nexus interlinkage with positive and negative centroids

### *Interpretation of the position and size of the **negative** centroid:*

The negative influences in the Biodiversity-Energy-Water nexus triplet is recorded in the Biodiversity-Water space. Overall, out of the three nexus elements, biodiversity is being most negatively affected by water and energy, as shown by the centroid location approaching the Biodiversity corner. Generally, energy seems to receive less negative influences from biodiversity and water. The magnitude of the influence is high, with a centroid size of 4/5; the high number of interlinkages being reported in the literature (n=27) enhances the confidence in this interlinkage assessment.

### *Evidence for the **negative** bi-directional influence between the nexus elements (red):*

Biodiversity is negatively impacted by water in the case of peat extraction (Juutinen et al., 2020), while water, in terms of depth, has a direct and quantitative effect on the abundance of diatoms, seagrass, and rhodophytes (Leiva-Dueñas et al., 2020). Water infrastructure, such as dams and reservoirs, cause river fragmentation and alter river flow significantly impacting ecosystems and causing loss of biodiversity, particularly affecting aquatic life and habitats (Dopico et al., 2022; Pittock, 2011; Yoshida et al., 2020). Fisheries are greatly affected, with a negative impact on the longitudinal dispersal of fish species, hindering the colonization of migrating species (Göthe et al., 2019) and leading to significant declines in trout abundance (Donadi et al., 2021). Acidification of freshwaters has damaged fish populations in acid-sensitive regions, including southern Norway (R. F. Wright et al., 2017). Furthermore, brownification negatively affects water quality, its aesthetic value and ecosystems, with negative effect on live expectancy of fish species, productivity and composition of the community, negatively influencing ecosystems and leading to long-term changes (Klante et al., 2021). The reverse relationship can also be negative, i.e. biodiversity negatively affects water, mainly in coniferous forest areas, that have significant influence on the carbon cycle, with

higher amounts of biomass and increased brownification (Klante et al., 2021), that in turn affects biodiversity in a feedback loop.

Probably the most important way that energy impacts water is through hydropower, which requires massive amounts of water and affects ecological flows (Pittock, 2011). Hydropower operations directly alter river water temperature and discharge, which in turn directly affect water quality (R. F. Wright et al., 2017). Energy production via hydropower creates stressors such as river regulation, and excess loadings of nutrients and sediments impacting its quality and habitat conditions (Bakanos & Katsifarakis, 2019; Donadi et al., 2021). Another way that energy impacts water is through negatively impacting water quality through emissions (TN, TP and TOC) under the energy-producing peat extraction, causing eutrophication and brownification (Juutinen et al., 2020). At the same time, irrigation improves yields and profit margins for energy crops; thus, it is expected to intensify in the near future (Glemnitz et al., 2015). Finally, energy biomass extraction can have negative impacts on soil and water protection, depending on factors like slope, soil bearing capacity, soil depth, and soil compaction risk (Sacchelli et al., 2013). Energy negatively affects biodiversity through peat extraction (Juutinen et al., 2020), and through energy production via hydropower (Bakanos & Katsifarakis, 2019), which specifically affects the salmon life cycle (A. J. Wright et al., 2017), and reduces fish species diversity, while favoring opportunistic species with traits that allow them to persist in unpredictable environments (Göthe et al., 2019). Finally, energy farming directly affects farmland birds, with changes in cropping patterns impacting the population densities of these birds (Glemnitz et al., 2015). Similarly, the decrease in crop diversity can also contribute to the homogenization of landscapes, which can negatively affect biodiversity (Glemnitz et al., 2015). Overall, the negative effect of energy on biodiversity overpowers the one on water and ends up moving the negative centroid closer to the energy corner.

*Interpretation of the position and size of the **positive** centroid:*

Positive influence on the Biodiversity-Energy-Water nexus triplet is recorded in the Biodiversity-Energy space. Overall, out of the three nexus elements, energy is being most positively affected, shown by the centroid location that approaches the energy corner. The magnitude of the influence is relatively high, with a centroid size of 4/5; the relatively high number of interlinkages being reported in the literature (n=19) enhances the confidence in this interlinkage assessment.

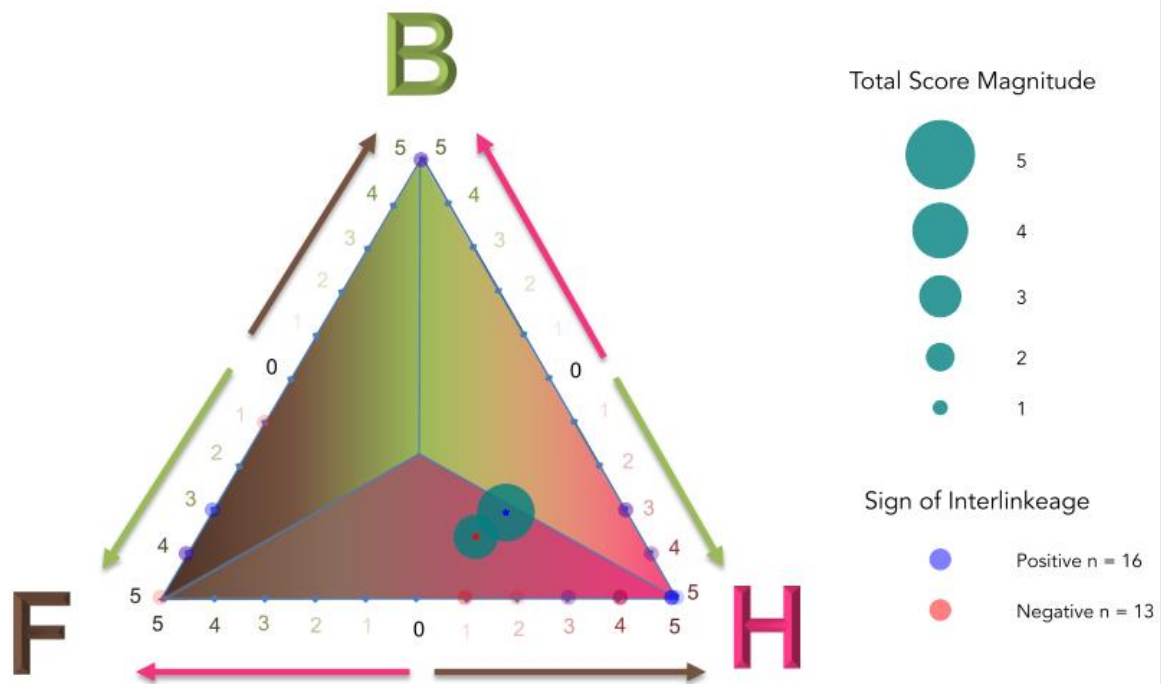
*Evidence for the **positive** bi-directional influence between the nexus elements (blue):*

Energy is affected positively by biodiversity due to the growth of variable tree species, thereby creating a strong forest bioenergy potential (Cartisano et al., 2013). Forest residue, or other forms of woody above ground biomass can be used as an energy source (Cartisano et al., 2013), with district heating being such an example (Sacchelli et al., 2013). Also, water impacts the carbon balance of peatlands that are important energy sources (Pullens et al., 2018). In dry dune ecosystems, (Voortman et al., 2015), moss vegetation can play an important role in increasing groundwater recharge due to energy requirements and emitted radiation that plays a role in evapotranspiration dynamics. At the same time, the inverse interlinkage also exists, i.e. biodiversity is affected positively by energy, but at a lesser degree, pulling the centroid more towards the energy corner; harvesting practices for using wood as an energy source can increase the regeneration capacity for forests (Cartisano et al., 2013). Water affects energy positively, since it is either needed for forest bioenergy generation (Comino et al., 2020; Eriksson et al., 2018; Franzaring et al., 2015), but is also used in hydropower plants for renewable energy production (Comino et al., 2020; Dopico et al., 2022). Water is shown to affect biodiversity in a positive way, since abundant water availability results in higher yields for bioenergy plants and forest and riparian vegetation (Cartisano et al., 2013;



Franzaring et al., 2015), while on top of water availability, high water quality and chemistry have a positive impact on vegetation and biodiversity (Eriksson et al., 2018; Irabien & Darton, 2016) and may improve the ecological status of rivers with benefits for local ecosystems (Comino et al., 2020). Even though there is evidence that water positively affects biodiversity, this influence is overpowered by the overall positive influence on energy, thus placing the centroid closer to the energy corner.

**Biodiversity-Food-Health Nexus**



**Figure S4.** Triplet of the Biodiversity-Food-Health Nexus interlinkage with positive and negative centroids

Figure S4 shows both positive and negative influence biodiversity and food have on health based on the location of the centroids. The effects of food systems and biodiversity on health are well documented. The risks to human health from agricultural pollution, food-borne diseases and livestock disease transmission, as well as the opportunities to reduce these, have been widely explored in the literature. Growing interest in understanding the way in which biodiversity impacts human food and health systems has led to a substantial body of literature on these topics. However, the influence of the health sector on food and biodiversity remains poorly documented, potentially downplaying its impact in this nexus area.

*Interpretation of the position and size of the **negative** centroid:*

There is a significant body of literature exploring the different relationships between biodiversity, food and health. Agricultural production is seen to be highly impactful to the health sector, mainly due to disease transmission and pesticides. Biodiversity seems to cause an indirect negative impact through food production as a vector to the health sector.

Biodiversity and food are shown to be the more influencing within the interlinkage which resulted in higher magnitudes resulting in the centroid negative position. While health was the influenced variable within the nexus, biodiversity and food seem to be quite interlinked.

*Evidence for the **negative** bi-directional influence between the nexus elements (red):*

There is a high frequency of negative impacts from biodiversity and food on health. Biodiversity can impact the health of humans and animals through the infiltration of the food production system. This can be seen in studies on dangerous fungal species and mycotoxins which are harmful to human and farm animal health through consumption (Milićević et al., 2016). Wild boar populations have been shown to cause cases of trichinosis in humans due to its consumption of meat (Flis, 2012). Biodiversity can be a source of disease transmission. Various animals can be hosts of ticks, which is hazardous to human health and livestock (Bernard et al., 2022), for example, the mosquito can pose a serious health risk to humans as a potential vector for the malaria parasite (Linard et al., 2009).

Food production and agriculture have been documented to have negative implications for the health sector. Food production systems are linked to human health and can be the source of disease, bacteria and pollutants. Disease transmission through livestock is also an example of human health being impacted by the biodiversity in the surrounding area, with the transmission of hepatitis E from wild boar to humans (Kukielka et al., 2016). Pollutants from food production can have detrimental effects on human health, with organic pollutants altering local biodiversity including numerous aquatic species consumed by humans. This results in negative organ function impact from the pollutant exposure in humans (Giubilato et al., 2016). Antibiotic resistant bacteria can harbour in plastic produced in food production, which has a risk of being introduced to other ecosystems and food chains (Moore et al., 2020).

Biodiversity can indirectly have negative impacts on human health through the food production sector. This can be seen where fungal species can contaminate food production and be harmful to human health (Milićević et al., 2016) and cause diseases from wild boar meat consumption (Flis, 2012) and insect hosts (Bernard et al., 2022).

*Interpretation of the position and size of the **positive** centroid:*

All stages of activities in the food system, from production to consumption and waste management, are intimately linked to human health, so changing approaches to agriculture and food production can produce significant positive health outcomes. Similarly, biodiversity supports ecosystem services crucial to various dimensions of human health, so conserving and enhancing biodiversity can provide important health benefits, explaining the strong magnitude of the positive interlinkages in this nexus. Health is more positively influenced by biodiversity and food than it influences these two sectors.

*Evidence for the **positive** bi-directional influence between the nexus elements (red):*

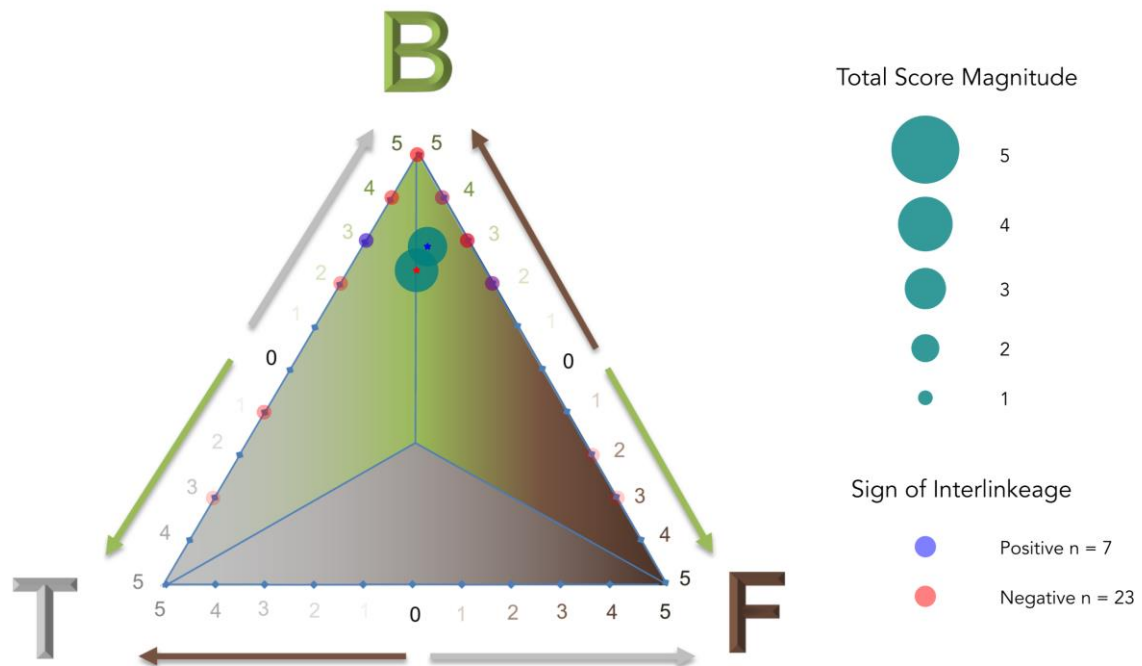
There was a high frequency of positive impacts on health by both biodiversity and food. Biodiversity underlies many ecosystem services which are crucial for human health, providing a source of nutrition and medicines (Quave & Pieroni, 2015), mental health benefits through interactions with nature (Scartazza et al., 2020) and regulating the risk of infectious disease outbreaks (Linard et al., 2009).

Food systems are closely linked to human health, and therefore, changing how food is produced, consumed and how waste is managed, can have a large influence on health outcomes. Changing food production practices, such as reducing pesticide inputs (Cech et al., 2022) and switching to smart irrigation systems (Fotia et al., 2021) can decrease human health risks from agricultural pollution. Changing consumption practices, through reducing meat and dairy consumption can lead to lower health risks from cardiovascular diseases and strokes (Westhoek et al., 2014). Management

of food waste can also have important implications for human health, for instance, (Salemdeeb et al., 2017) found that recycling food waste as pig feed, rather than through conventional disposal methods, can reduce health risks to humans, through a reduction in levels of zinc in pig feed.

There were also a few examples of positive impacts biodiversity has on food systems, such as the importance of conserving wild food plants (Quave & Pieroni, 2015), wild game (Flis, 2012) and landraces (Scartazza et al., 2020) to ensure long-term food security.

### **Biodiversity-Food-Transport Nexus**



**Figure S11.** Triplet of the Biodiversity-Food-Transport Nexus interlinkage with positive and negative centroids

#### *Interpretation of the position and size of the **negative** centroid:*

The negative centroid is located close to the biodiversity corner of the triangle, meaning that the governing negative influences are of transport and food negatively influencing biodiversity. The size of the centroid is relatively small, so these influences are of approximately of a magnitude of 3.

#### *Evidence for the **negative** bi-directional influence between the nexus elements (red):*

The negative influence of transport on biodiversity relates to the presence of infrastructure. For example, roads are not absolute barriers for red deer, but proximity to roads can affect the shape and size of their home ranges (Jerina, 2012). Hares avoided establishing home ranges in areas with higher road densities (Mayer et al., 2023) and roads are a significant landscape variable impeding the gene flow of wildcats (Westekemper et al., 2021). Transportation and service corridors have negative impacts on the conservation status of some habitats (Grzybowski & Glińska-Lewczuk, 2019) and rapidly increasing linear transport infrastructure (e.g., roads and railways) can contribute to habitat fragmentation, for example those of large carnivores (Papp et al., 2022). Transport also influences biodiversity through the transfer of alien species. For example, alien species are assumed to have arrived as stowaways (Lambdon et al., 2008) and highly disturbed habitats like grasslands with close proximity to transportation networks experience more propagule pressure (Christopoulou et al., 2021). The negative influence of biodiversity on transport include damage from wild boars

that cause local erosion in areas connected to roads (Mauri et al., 2019) and the protection of natural areas preventing further development of transport infrastructure (Eiter & Potthoff, 2007).

Food has various negative influences on biodiversity. Agricultural and horticultural pathways of introduction account for 488 and 1018 alien plant species respectively in Europe (Lambdon et al., 2008). Agriculture negatively affects biodiversity due to pesticide use and soil scarification (Helldin et al., 2015). Simple landscapes with seasonally varying resource availability (large agricultural fields, crop growth and harvest seasons) increase space use requirements (Mayer et al., 2023), which, for example, contribute to the reduction of large carnivore habitats (Papp et al., 2022). Agricultural fields and dry meadows were found to decrease bird diversity (Kajzer-Bonk et al., 2019). Agriculture also has various negative impacts on freshwater habitats, such as eutrophication and chemical pollution (Grzybowski & Glińska-Lewczuk, 2019). These impacts can also be indirect, where supplemental feeding of red deer to reduce their damage on farm crops can reduce the size of their home range and increase competition for food, facilitating transmission of parasites and diseases (Jerina, 2012). Conversely, negative influences of biodiversity on food relate to damage in agricultural fields by animals like wild boars (Mauri et al., 2019) or red deer (Jerina, 2012).

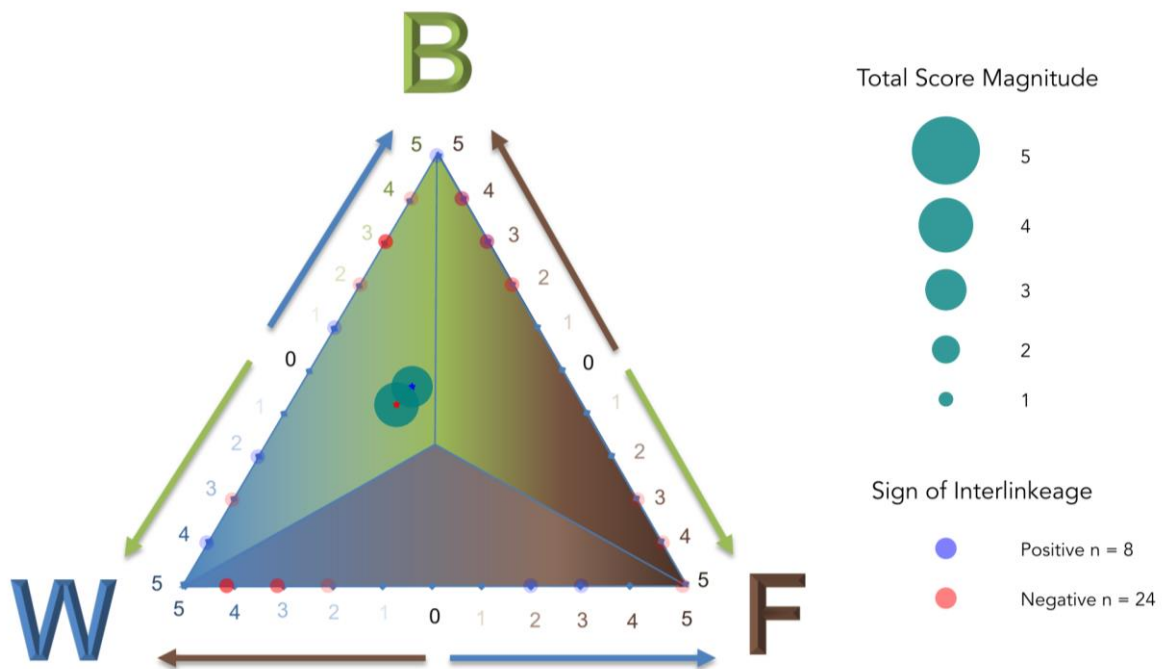
*Interpretation of the position and size of the **positive** centroid:*

The positive centroid is also located close to the biodiversity corner of the triangle, meaning that biodiversity receives positive influences from both food and transport. The size of the positive centroid is slightly smaller than the negative centroid, meaning the average magnitude of the positive influences are slightly smaller than the negative influences.

*Evidence for the **positive** bi-directional influence between the nexus elements (blue):*

The positive influence of transport on biodiversity relates to the habitat created next to transport corridors. For example, railway embankments can support diversity of birds, possibly through the higher variance in the landscape and available habitats (Kajzer-Bonk et al., 2019) and road verges providing habitat for grassland carabids and other species (Elo et al., 2021). The positive influence of food on biodiversity relates to the suitability of some agricultural landscapes as habitat. For example, grasslands and rural biotopes like meadows and pastures maintained by traditional agricultural practices host high species diversity (Elo et al., 2021). Similarly, bear species used areas closer to natural habitat during the day and areas closer to human-related habitat (including intensive and naturalized crops) at night (De Gabriel Hernando et al., 2021).

## Biodiversity-Food-Water Nexus



**Figure S8.** Triplet of the Biodiversity-Food-Water Nexus interlinkage with positive and negative centroids

The food has both positive and negative influence on biodiversity and water, and stronger than the biodiversity and water influences on food. The average magnitude of impact is around 3/5 and is smaller for positive than the negative influence with eight studies for the positive linkage and 24 studies for the negative linkage.

### *Interpretation of the position and size of the **negative** centroid:*

Food is influencing both water and biodiversity negatively more than it is being influenced by the other elements. Both direct and indirect effects of food on water and biodiversity are well-known and widely acknowledged. Production of food can pollute water and irrigation demands can result in water over-extraction. Land clearance for food and intensive agriculture can cause drastic biodiversity loss, hence the negative relationships observed here. Fewer studies explored the impact of biodiversity on food and water, hence fewer dots in the figure for this direction of impact.

### *Evidence for the **negative** bi-directional influence between the nexus elements (red):*

There was a high frequency of negative influences of food on biodiversity and water. For example, [Kurth \(2017\)](#) showed that more agriculture is associated with more water pollution and poorer water quality and that agricultural intensification contributes to habitat disturbances on birds and reduces bird biodiversity.

There were also several records of water influencing biodiversity negatively. Whilst some of these associations were strong, such as the installation of water infrastructure, e.g. hydrological power plant leading to restriction of movement of fish contributing to the extinction of freshwater species e.g. beluga sturgeon (Mihók et al., 2017), Foy et al. (2001) was limited by the strength of evidence. Discrepancies between the speed of biological recovery after farm pollution events, and the short length of the study and sampling period made it difficult to assess the influence of water quality and

regulatory controls on biodiversity (in this case benthic invertebrates), hence the magnitude of 2 is allocated here.

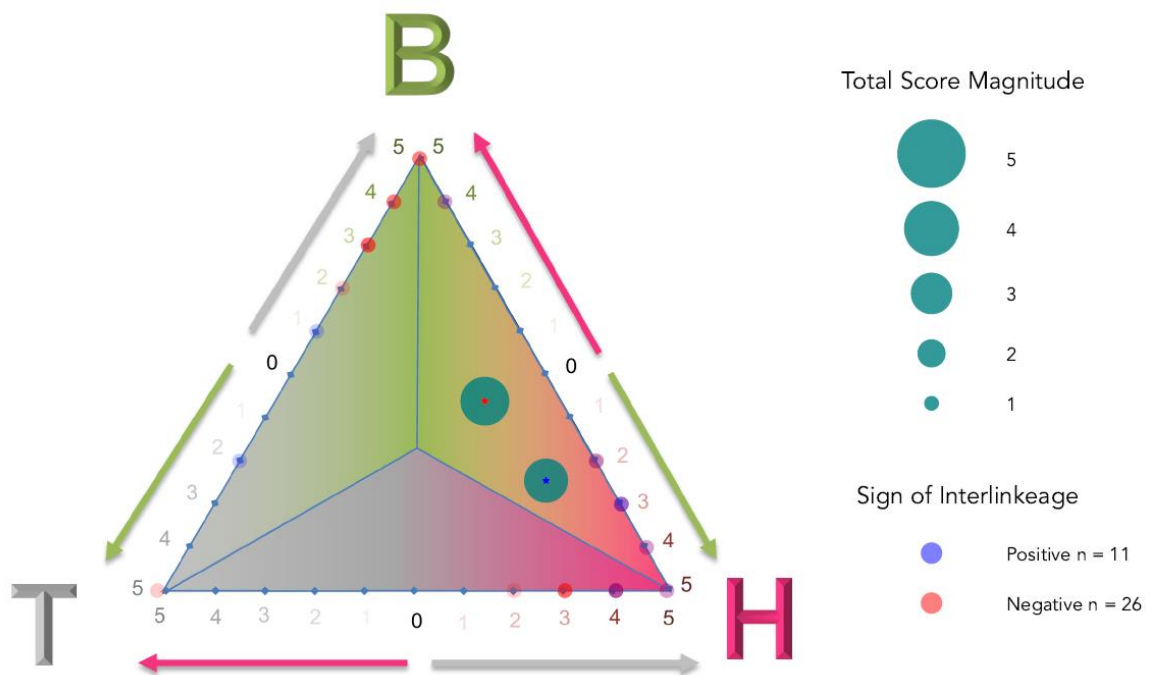
*Interpretation of the position and size of the **positive** centroid:*

The location of positive centroid seems to reflect the spread of positive points across the B-W side in both directions and water influencing food on the B-F side, possibly balancing the total effect at the centre, but closer on the B-W side with more data.

*Evidence for the **positive** bi-directional influence between the nexus elements (blue):*

There were fewer positive linkages than the negative linkages. There were studies with positive impacts of water on food, such as the building of two large interconnected ponds of freshwater service as water reservoirs to irrigate croplands (Ricart & Rico-Amorós, 2022). The positive influences of food on water focused on how improvements/changes in agriculture and food production benefit biodiversity, e.g. conversion from monocropping to alley cropping systems incorporating trees (Tsonkova et al., 2012), can increase plant diversity and pollinators. (Dolmer & Frandsen, 2002) also found that strategic farming of mussels can be used to remove excess nutrients from agro-production, improving the water quality.

### **Biodiversity-Health-Transport Nexus**



**Figure S6.** Triplet of the Biodiversity-Health-Transport Nexus interlinkage with positive and negative centroids

Overall, transport is the most influential element in the BHT nexus, either positively and negatively, while health is the most positively influenced by biodiversity and transport and the negative influence of transport balancing between the health and biodiversity element.

*Interpretation of the position and size of the **negative** centroid:*

Most of the influences in this nexus resulted negative, principally on biodiversity and health. The relationships are not bi-directional in most of the cases, and transport is the most influential

element but the less influenced. When the influence exists, the magnitude mostly ranges from 3 to 5 (medium to high). Therefore, the medium-high influence of transport on biodiversity and health allocated the centroid of size 4 in the BH side of the triangle in a position of magnitude zero, because of the balance generated between the impacts of transport on those two elements and the absence of a large number of influences on transport.

*Evidence for the **negative** bi-directional influence between the nexus elements (red):*

Transport has medium-high impacts on biodiversity (magnitude between 3 and 5). The main impacts found are related to species killed by vehicles (Di Giulio et al., 2009; Puodziukas et al., 2016; Raymond et al., 2023), the production of battery-powered electric vehicles impact local biodiversity in different stages of their life cycle (Dall-Orsoletta et al., 2022), transporting invasive/alien species (Barrios-Crespo et al., 2021; Bax et al., 2003; Hulme, 2020; Katsanevakis et al., 2013; Medlock et al., 2012; Peyton et al., 2019), destruction or intervention of wildlife habitats due to transport infrastructure and traffic (Di Giulio et al., 2009; Hunter et al., 2019; Khreis et al., 2016; Puodziukas et al., 2016). There is no evidence of negative influences of biodiversity on transport.

Transport also affects health negatively, mainly with a medium to high magnitude (3 to 5), for example through air pollution from terrestrial fossil fuel transport (Buekers et al., 2014; Khreis et al., 2016; Pallozzi et al., 2020; Weerakkody et al., 2017) and aerial (Rupcic et al., 2023), as well as other types of pollutants emitted in the production of electric vehicles in rural areas (Dall-Orsoletta et al., 2022). Viruses and bacteria from human mobility, international trade, and biological invasions in general may affect humans directly (Medlock et al., 2012; Peyton et al., 2019) and risk water and food security (Bax et al., 2003; Hulme, 2020) due to increased tree canopy cover (Hunter et al., 2019). The only negative impact reported of health on biodiversity is the use of insecticides to control invasive mosquitoes, which can affect other fauna, with a magnitude of 4 (Medlock et al., 2012).

*Interpretation of the position and size of the **positive** centroid:*

Health is the most positively influenced element, mainly due to biodiversity, which located the centroid on the BH side of the triangle and closer to health. Positive influences, either from biodiversity and transport are medium with the size of the centroid 3 as a result of averaging low to high magnitudes.

*Evidence for the **positive** bi-directional influence between the nexus elements (blue):*

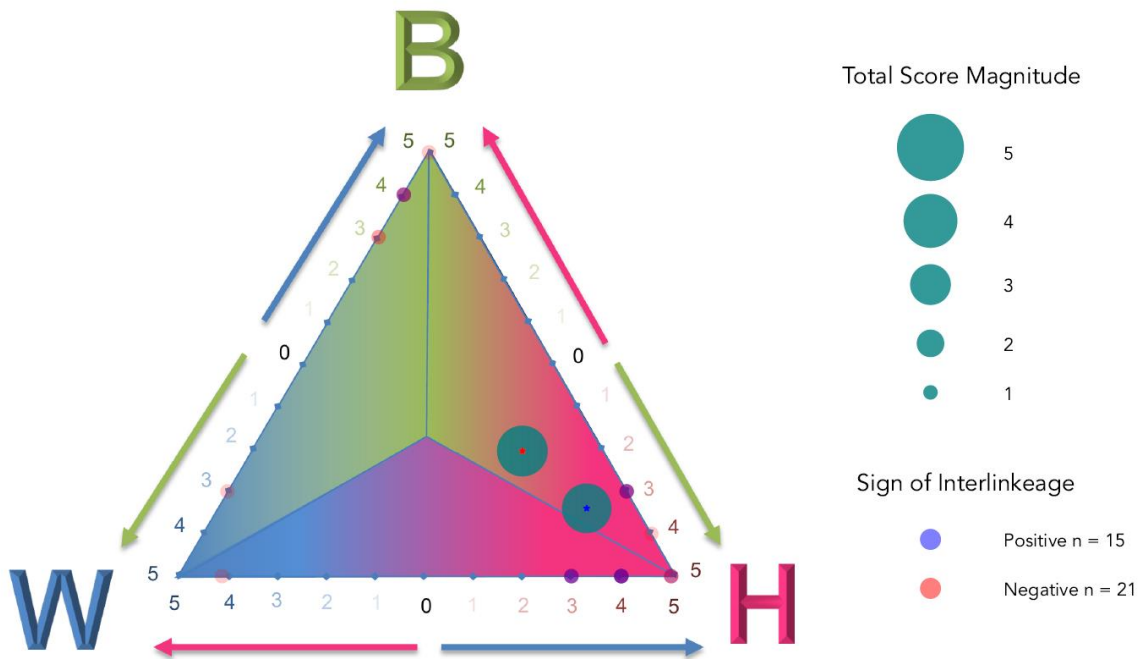
Most of the evidence analysed reveals the benefits of biodiversity on human health thanks to the use of green spaces. For example, active transport (walking, cycling) through natural environments, forests, or green infrastructure increases mental health (Hunter et al., 2019, 2021; Khreis et al., 2016; Zijlema et al., 2018) and physical health. Physical health is benefited, for example, by incrementing the number and the activity of natural killer cells to fight cancerous cells and virus-infected cells (Zorić et al., 2022), promoting cardiovascular relaxation (Khreis et al., 2016; Zorić et al., 2022), improving sleep patterns, skin microbiota and reducing chronic diseases (Khreis et al., 2016), and enhancing physical activities in general (Di Giulio et al., 2009). Additionally, interventions on biodiversity as a greenway improves social networks (Hunter et al., 2021) and brings other social benefits such as reduction in crime (Hunter et al., 2019). Urban biodiversity and natural ecosystems capture atmospheric pollutants (Barrios-Crespo et al., 2021; Pallozzi et al., 2020; Weerakkody et al., 2017) and also help with noise mitigation (Toffolo et al., 2021). On the other hand, only one study reported an indirect positive impact of health on biodiversity, due to the global Covid-19 pandemic

in which it was possible to study species trait vulnerability to vehicle collisions, thanks to the reduction in transport (Raymond et al., 2023).

The positive impacts of transport on health are, in most of the cases, connected to biodiversity or natural/green spaces and have a high magnitude of 4 or 5. For example, mental health is increased when the daily commuting occurs through nature (Zijlema et al., 2018), as well as physical health due to the production of terpenes and BVOCs in mixed forests (Zorić et al., 2022). Similarly, spaces between tram and railways tracks and adjacent habitats facilitate green areas for flora that mitigate air and noise pollution (Toffolo et al., 2021). Air pollutants also decrease in urban areas due to the use of electric vehicles (Buekers et al., 2014; Dall-Orsoletta et al., 2022) and to road engineering, e.g., bypasses, which also reduce noise pollution in cities (Puodziukas et al., 2016). Transport policies also represent benefits for health, for example, traffic policies to reduce the number of vehicles and over emissions reducing air pollution and associated mortalities (Barrios-Crespo et al., 2021). There are no evidences of negative influences of health on transport.

Transport's positive impacts on biodiversity are mostly related to opportunities and are very low with a magnitude of 1. For example, active transport (cycling, walking) and green infrastructure interventions, particularly those associated with roads, rails and cycleways enhance local biodiversity (Hunter et al., 2019, 2021), which in turns improve the perception of the environment for attraction (Hunter et al., 2021). More direct benefits are related to railways, which represent a reservoir and refuge for many native species incorporating microhabitats not present in other city landscapes (Toffolo et al., 2021). Policies may also contribute positively, for example, doubling of the price of car usage would reduce pressure on the environment and improve nature/biodiversity (De Groot & Steg, 2006). Finally, there is only one evidence of biodiversity affecting transport positively in this review, in which protected area provides space for safe hiking routes (Zorić et al., 2022).

**Biodiversity-Health-Water Nexus**



**Figure S9.** Triplet of the Biodiversity-Health-Water Nexus interlinkage with positive and negative centroids



*Interpretation of the position and size of the **negative** centroid:*

There are more negative influences between the nexus element than positive influences. The most influential seems to be the combination of water and biodiversity towards health. However, it is important to clarify that health is considered both an outcome (health impact) and a sector (environmental impact). The fact that this distinction was not clearly accounted for in the analytical approach may explain the dominance of the other two sectors to health.

*Evidence for the **negative** bi-directional influence between the nexus elements (red):*

The negative impact of biodiversity on health can be explained by nature related health risks such as infectious disease, drowning, natural disasters, pollution or even the lack of water due to climate change driven drought. (Goeminne et al., 2015) show how *P. aeruginosa* infection, due to living close to natural blue space for patients suffering from cystic fibrosis (CF), can represent a turning point in their disease. This is associated with lower survival, decreased lung function, worse radiological scores, increased pulmonary exacerbations and a reduced nutritional status. Mycotoxins are a group of naturally occurring toxic chemical substances, produced mainly by microscopic filamentous fungal species. In Serbia, recent drought and then flooding confirmed that mycotoxins are one of the foodborne hazards most susceptible to climate change (Milićević et al., 2016).

The risk of water related natural disasters makes the need for urban stormwater management for human well-being more important (Bertrand-Krajewski, 2021). Furthermore, water may transport particles with potential environmental health risks, e.g. soluble heavy metals and other pollutants in peatlands (Birkel et al., 2017), or olive mill waste water. Grigorescu et al. (2021) shows how droughts and heat waves can have a devastating effect on human health and the ecosystem and (Lei et al., 2022) on how O<sub>3</sub> pollution decreases greatly following the reductions in anthropogenic emissions with increased heatwaves and droughts.

In addition, we should not underestimate the negative impact of the health sector on biodiversity when we consider the high production of waste (both materials in general and medicines) negatively impacting water quality, which also negatively affects the ecosystem (Lenzen et al., 2020; Seppänen & Or, 2023). This may be the main explanation for the complicated linkage between biodiversity and health. As such, the health sector contributes to the negative health impacts they have to deal with (e.g. anti-microbial resistance), demanding more materials and medicines, resulting in a downward spiral. Further, recreation and physical activity in blue space, apart from having health benefits, may also put pressure on ecosystems.

*Interpretation of the position and size of the **positive** centroid:*

There are fewer positive influences between the nexus element than negative influences. The most influential seems to be the combination of water and biodiversity towards health. However, it is important to clarify that health should be considered both an outcome (health impact) and a sector (environmental impact). The fact that this distinction was not clearly accounted for in the analytical approach may explain the dominance of the other two sectors to health.

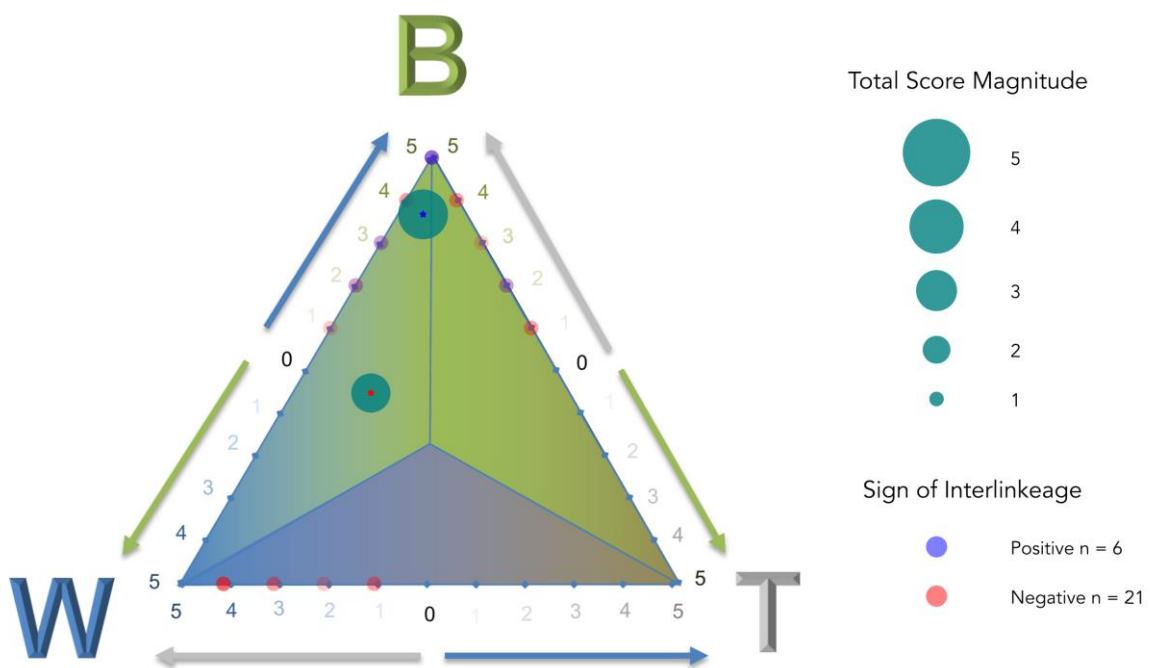
*Evidence for the **positive** bi-directional influence between the nexus elements (blue):*

Wetlands are an effective buffer against coastal erosion and flooding, enhancing the water quality, human health and wellbeing (Möller et al., 2022). Contact with blue space may have several benefits to health (White et al., 2020), through different forms of water contact, e.g. swimming as a healthy body-water engagement in blue space (Foley, 2015), or urban blue space as a food source, e.g. fishing in the city for food (Joosse et al., 2021). Pellens et al. (2023) created an overview of

innovative actions by citizens and organizations in Europe to promote both health of ocean and humans, with plastic pollution and biodiversity loss as the most targeted environmental issues, and tourism, recreation and wellbeing as ecosystem services. Vitale et al. (2022) shows how contact with blue space in childhood can lead to blue space contact in the adult life. (White et al., 2020) also incorporates being good for the environment and nature connectedness in their framework, linking human health with ecosystem health. Thornhill et al. (2022) shows how urban blue spaces are critical for biodiversity, providing a range of ecosystem services, and can promote human health and wellbeing. The study also indicates that the access to blue space is often unequally distributed across socioeconomic gradients and the availability of quality blue space could extend to environmental justice issues.

Beneficial contact with blue spaces contributes to preventative healthcare, and as such, lowers the need for healthcare, lowering environmental impact of the health sector in terms of waste and energy use. In conjunction, the health sector may also have an advocacy role towards nature conservation, which can be seen as an upward spiral.

**Biodiversity-Transport-Water Nexus**



**Figure S10.** Triplet of the Biodiversity-Transport-Water Nexus interlinkage with positive and negative centroids

*Interpretation of the position and size of the **negative** centroid:*

The negative centroid is approximately in the middle of the biodiversity-water side of the triangle, meaning that the negative influence from transport is governing this three-way interlinkage. The size of the negative centroid is relatively small, meaning that these influences are scored on a lower magnitude on average.

*Evidence for the **negative** bi-directional influence between the nexus elements (red):*

The negative influences of transport on biodiversity are mainly due to the infrastructure. Roads cause habitat fragmentation and loss (Conan et al., 2022; Haugen et al., 2020) and affect species richness. Road density and proximity negatively impact amphibian species richness (Bounas et al., 2020; Couto et al., 2017). Roads and railways create linear barriers for migratory and dispersal movement of the northern crested newt (Matos et al., 2019) and gene flow of amphibians (Yannic et al., 2021).

The negative influences of transport on water are due to infrastructure and pollution. Road construction and off-road driving for forest management can increase sediment loading, stream network fragmentation, and flood frequency in water bodies nearby (Kuglerová et al., 2021). Road traffic pollutes stormwater (Conan et al., 2022; Sun et al., 2019) and nearby water bodies, for example, with de-icing salts and sediments, brake linings and tires, and runoff containing the by-products of petroleum and diesel combustion, which affect aquatic organisms (Grung et al., 2021; Nava et al., 2020; Niedrist et al., 2021; Šigutová et al., 2022; Sun et al., 2018, 2019). Sinkhole ponds along the roadsides can also contain higher salinity and concentrations of calcium and phosphates (Krodkiewska et al., 2019).

The negative influence of water on biodiversity originates from various factors. Increased sediment and flood frequency can decrease the biomass of primary producers, decomposition rate of organic matter, diversity of macroinvertebrates and microbe activity (Kuglerová et al., 2021). Chloride and other pollutants in water can have adverse effects on freshwater biota, including changes in taxa, algal food resources, DNA damage, and the spread of alien species (Grung et al., 2021; Krodkiewska et al., 2019; Meland et al., 2019; Nava et al., 2020). Drought causes stress to urban trees and diminishes their growth (Hirsch et al., 2023) and rivers can act as a barrier on gene flow for amphibians (Yannic et al., 2021).

*Interpretation of the position and size of the **positive** centroid:*

The positive centroid is located very close to the biodiversity corner of the triangle, meaning water and transport are positively influencing biodiversity. The size of the positive centroid is larger, so these influences are more significant than the negative influences.

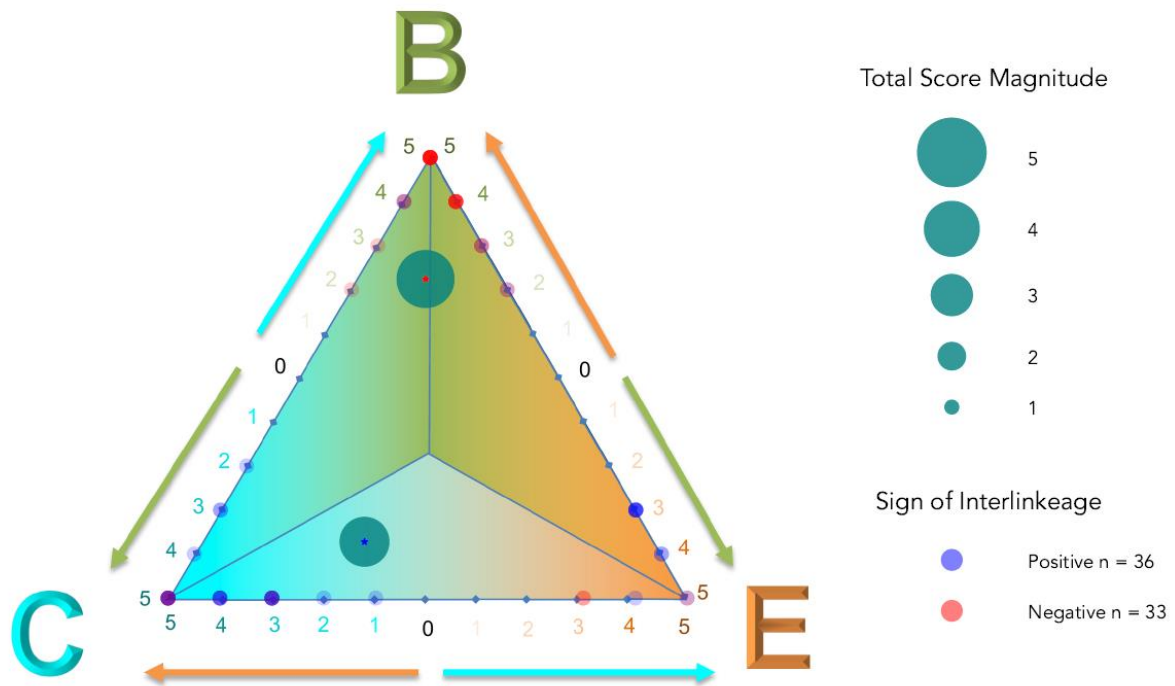
*Evidence for the **positive** bi-directional influence between the nexus elements (blue):*

The positive influence of transport on biodiversity relates to a positive correlation between average annual daily traffic (AADT) and biological community composition of neighbouring ponds (Meland et al., 2020). This unexpected positive influence may be associated with size of the pond and their dilution capacity as the highest AADT values relate to the areas with the largest ponds.

The positive influence of water on biodiversity relates to several factors. Artificial and semi-natural ponds and high pond connectivity were found to predict the presence of the Macedonian crested newt (*T. macedonicus*) and a ray-finned fish species (*L. graecus*) (Bounas et al., 2020). Ponds providing breeding habitats for northern crested newts, and artificial ponds from former extractive industries have been quickly colonized by the amphibians and other freshwater species (Matos et al., 2019). Further, streams act as humid dispersal corridors (Haugen et al., 2020) and hydroperiod was one of the most important drivers of species richness (Couto et al., 2017).

## E. Triplets analysis of five three-way biodiversity-climate nexus interlinkages

### *Biodiversity-Climate-Energy Nexus*



**Figure S12.** Triplet of the Biodiversity-Climate-Energy Nexus interlinkage with positive and negative centroids

#### *Interpretation of the position and size of the **negative** centroid:*

Energy and climate change play a negative influencing role on biodiversity in this interlinkage. The burning of fossil fuels emits greenhouse gases that cause climate change (Guiné et al., 2021; Schulze, 2006), and climate change is a direct driver of biodiversity loss (Gasparatos et al., 2017; Lloret et al., 2022). Climate change impacts such as increasing hydroclimatic variability and extreme events in turn result in changes to ecosystem structure and function, and species are pushed outside of their preferred precipitation and temperature regimes (Leiva-Dueñas et al., 2020; Serpetti et al., 2021; Wagner, 2020). Fossil fuel burning and oil and gas infrastructure also have a direct negative influence on biodiversity (Whitmee et al., 2015), for example, through the release of atmospheric nitrites that negatively impact butterflies (Wagner, 2020). Renewable energy infrastructure can impact surrounding ecosystems and create increased competition for land (Logan et al., 2023). For example, offshore wind turbines can pose environmental risks to marine ecosystems (Lloret et al., 2022), such as seabird dislocation and mortality (Busch et al., 2013; Serpetti et al., 2021). Small hydropower dam infrastructure can cause ecosystem degradation and fragmentation, resulting in a loss of amphibian and reptile habitats, which is further amplified by the aridification of their habitats due to climate change (Crnobrnja-Isailović et al., 2021). Approximately 7% of key biodiversity areas fall within areas of potential future mining activities (Simkins et al., 2023), so the supply chains for renewable energy productions (e.g., metals) can also threaten biodiversity. The cultivation of bioenergy crops can negatively impact biodiversity, for example, through the spread of monocultures (Sutherland et al., 2015a), pressure for land resources (Perišić et al., 2022), and stress on local water resources (Elshout et al., 2019), though bioenergy crops can also improve species richness compared to conventional crop types (Bourke et al., 2014) and if managed using low risk approaches (Giuntoli et al., 2022). Climate change exacerbates these risks, as it can lead to higher

temperatures, higher carbon dioxide concentrations, and reduced water supply, which can result in lower yields for bioenergy plants (Franzaring et al., 2015).

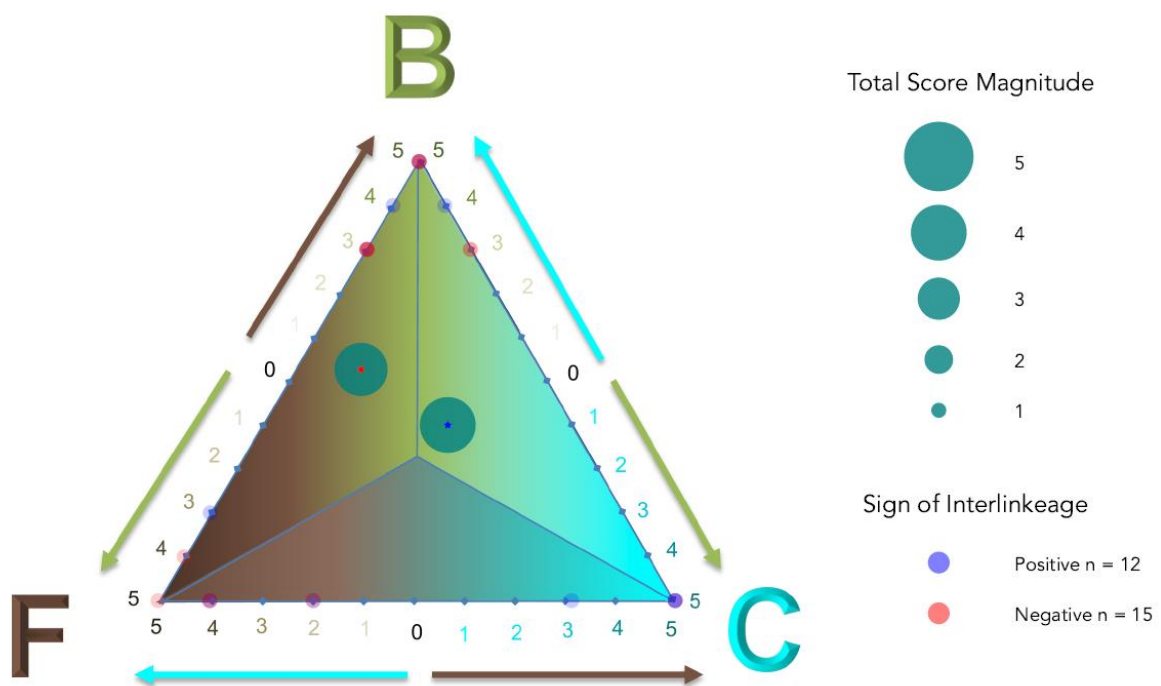
*Interpretation of the position and size of the **positive** centroid:*

The positive centroid is located between climate and energy corners of the triangle, meaning that the governing positive influences are from biodiversity to the two other nexus elements. The centroid is slightly closer to the climate element, meaning that energy also positively influences climate. The size of the centroid indicates that these influences are moderate.

*Evidence for the **positive** bi-directional influence between the nexus elements (blue):*

Intact ecosystems act as carbon sinks and thus have a positive influence on climate change (Lloret et al., 2022; Perišić et al., 2022; Schulze, 2006). For example, intact peatland is an important carbon sink (Pullens et al., 2018) and extraction of woody biomass (forest residues) for energy production can positively impact climate change by reducing the risk of forest fire and associated carbon emissions (Sacchelli et al., 2013). Biodiversity can also aid in climate change adaptation, for example, the cooling effect of rewilding urban spaces (Pasimeni et al., 2019). Renewable energy production, such as with offshore wind turbines or hydropower, has a positive influence on climate change by reducing fossil fuel emissions (Busch et al., 2013; Crnobrnja-Isailović et al., 2021; Kellner, 2023; Lloret et al., 2022; Serpetti et al., 2021). Bioenergy production can have a positive greenhouse gas balance as well (Petzold et al., 2014). Renewable energy infrastructure can also positively impact biodiversity, for example, offshore wind farms can act as artificial reefs, providing new habitat (Serpetti et al., 2021). Bioenergy crops can also improve biodiversity depending on their management (Giuntoli et al., 2022), as they may favour species richness over other conventional crops (Bourke et al., 2014).

**Biodiversity-Climate-Food Nexus**



**Figure S13.** Triplet of the Biodiversity-Climate-Food Nexus interlinkage with positive and negative centroids

*Interpretation of the position and size of the **negative** centroid:*

The negative centroid is located between the biodiversity and food corners of the triangle, meaning that the governing negative influences are from climate to the two other nexus elements. The size of the centroid indicates that the magnitude of these influences is moderate.

*Evidence for the **negative** bi-directional influence between the nexus elements (red):*

The climate plays a strong negative influencing role in this three-way nexus interlinkage. For example, fossil fuel burning releases atmospheric nitrites that negatively impact species (e.g., butterflies), and wood fuel leads to deforestation that contributes to biodiversity loss (Wagner, 2020). Climate change impacts like aridification can negatively impact amphibian and reptile reproductive sites and habitats, which reduces food availability for other trophic levels in the food web (Crnobrnja-Isailović et al., 2021). Such negative influences from climate change can exacerbate other negative influences on biodiversity. For example, climate warming can exacerbate agricultural intensification, further contributing to a loss of species richness and abundance (Andriamanantena et al., 2022; Bourke et al., 2014; Wagner, 2020). Climate change also influences habitat condition, with ripple effects to the food system. For example, higher temperatures and relative humidity can alter the growing conditions of mycotoxin producing fungi, and changes in the abundance and distribution of mycotoxin producing fungi can infect food crops and livestock, thereby reducing agricultural and livestock productivity (Milićević et al., 2016). More frequent and severe flood events can affect the recovery phase from eutrophication of microbenthic assemblages, which in turn impacts bivalves for fishers who rely on estuarine resources (Cardoso et al., 2008). Climate change also has a direct negative influence on food production. For example, climate change can increase water demand in ways that make the rainfed cultivation of olive crops no longer economically feasible (Fotia et al., 2021) and reduce food production more generally, for example in southern Europe (Harrison et al., 2015).

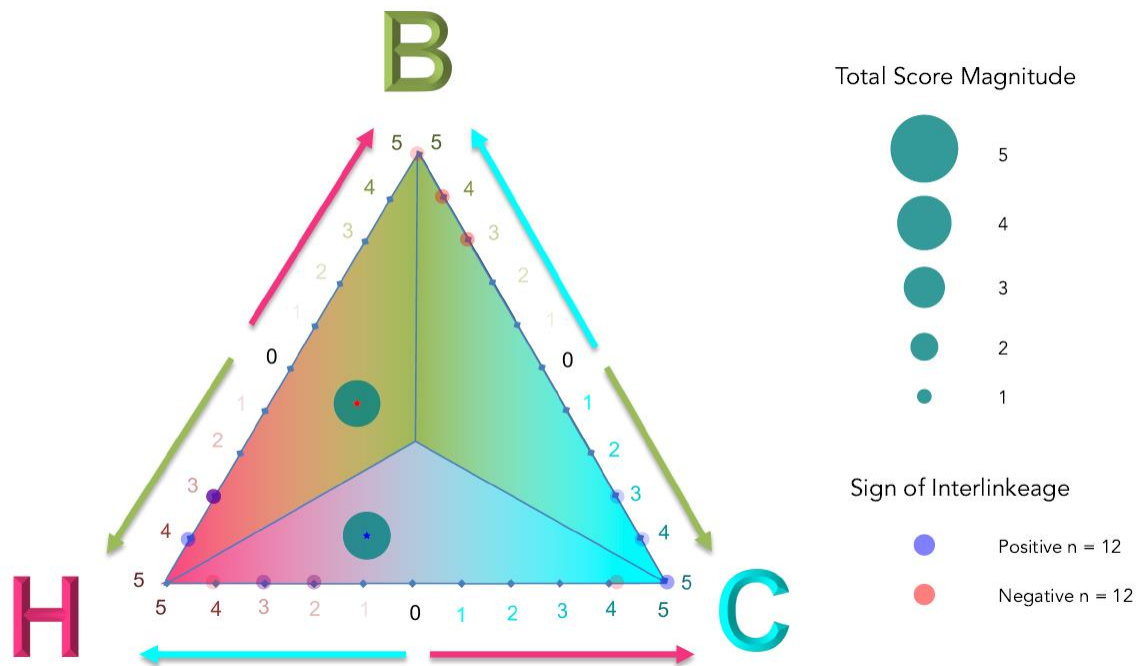
*Interpretation of the position and size of the **positive** centroid:*

The positive centroid is located close to the centre of the triangle, but slightly closer to the biodiversity and climate elements than to food. This location means that the positive influences between these three nexus elements are relatively balanced, with food having slightly more influence on biodiversity and climate. The size of the centroid indicates that the magnitude of these influences is moderate.

*Evidence for the **positive** bi-directional influence between the nexus elements (blue):*

Biodiversity and food have a positive influence on climate change in this interlinkage. For example, forest restoration and other means for conserving biodiversity and ecosystems contribute to carbon storage and climate mitigation (Eriksson et al., 2018; Schulze, 2006). Changes in food production systems (e.g., reducing livestock production) can reduce greenhouse gas emissions from the agricultural sector (Westhoek et al., 2014). The food sector can also have a positive influence on biodiversity. For example, agronomic management of grasslands can serve to maintain habitats for grassland species and prevent the encroachment of other species like shrubs (Giubilato et al., 2016). Similarly, conversion from monocropping to alley cropping systems increases plant diversity (Tsonkova et al., 2012). In some cases, changing climate conditions can have a positive influence on biodiversity vulnerability and food production, for example in northern Europe (Harrison et al., 2015).

## Biodiversity-Climate-Health Nexus



**Figure S14.** Triplet of the Biodiversity-Climate-Health Nexus interlinkage with positive and negative centroids

### *Interpretation of the position and size of the **negative** centroid:*

The negative centroid is located between the biodiversity and health corners of the triangle, meaning that the governing negative influences are from climate to the two other nexus elements. The size of the centroid indicates that the magnitude of these influences is moderate.

### *Evidence for the **negative** bi-directional influence between the nexus elements (red):*

The climate plays a strong influencing role in this three-way nexus interlinkage. Climate change has a negative impact on health, ecosystems and biodiversity (Buekers et al., 2014; Hazarika & Jandl, 2019; Lenzen et al., 2020; Whitmee et al., 2015) and can thus increase the burden on already-stressed healthcare systems (Pichler et al., 2019). For example, climate change-induced droughts have a negative impact on ecosystems (Fusaro et al., 2015), and more extreme heat phenomena can affect human health directly (Grigorescu et al., 2021). Droughts also modulate surface ozone via meteorological processes and vegetation feedbacks, and ozone pollution is a key concern for human and ecosystem health (Lin et al., 2020). The impacts of climate change can also have compounding effects with other drivers: for example, climate change and eutrophication together have effects on the depletion of bottom-water oxygen in lakes, which affects species like crucian carp (Sula et al., 2020). Climate change can also affect biodiversity in ways that reduce human access to health-related ecosystem services; for example, climate change is expected to reduce the distribution of spruce trees, which decreases the prevalence of terpenes and BVOC which benefit human health (Zorić et al., 2022) and more extreme heat events can affect agricultural crops which affects nutritional health (Grigorescu et al., 2021). Conversely, healthcare systems themselves have large environmental footprints that impact biodiversity, emit greenhouse gases, and further threaten human health (Grigorescu et al., 2021).

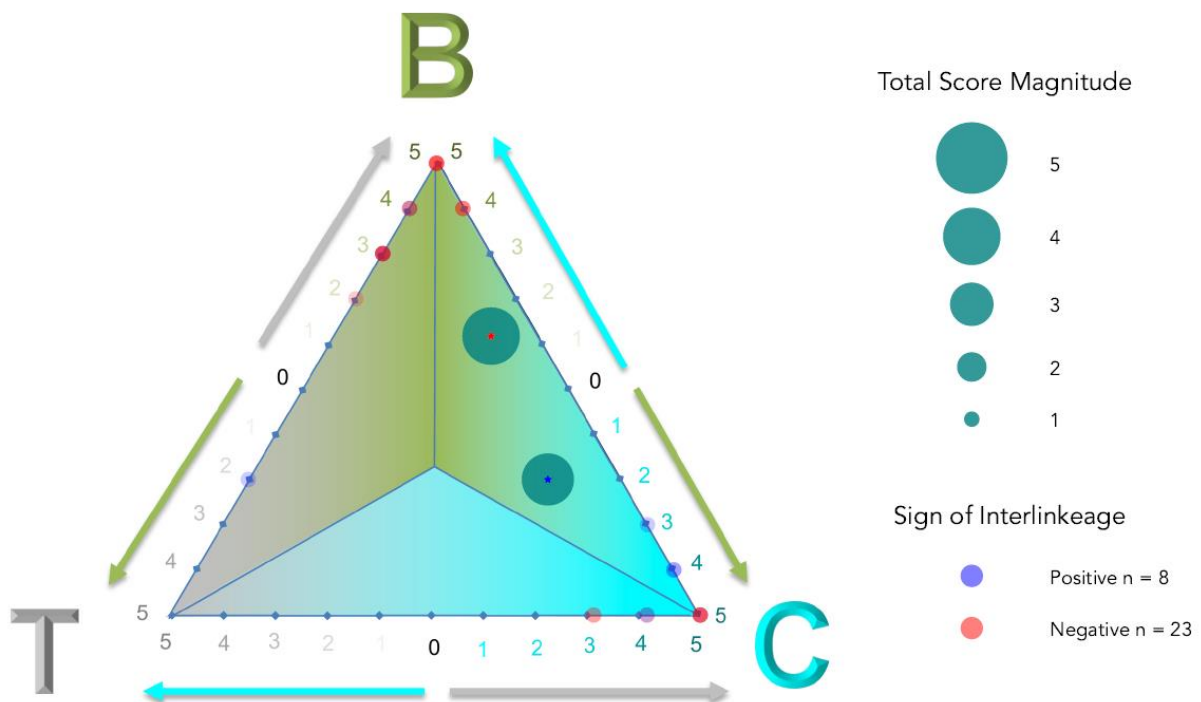
### *Interpretation of the position and size of the **positive** centroid:*

The positive centroid is located between health and climate corners of the triangle, meaning that the governing positive influences are from biodiversity to the two other nexus elements. The centroid is slightly closer to the health element, meaning that climate also positively influences health. The size of the centroid indicates that the magnitude of these influences is moderate.

*Evidence for the **positive** bi-directional influence between the nexus elements (blue):*

Biodiversity has several positive influences on health and climate. Intact forests and ecosystems can improve human health and wellbeing (Fusaro et al., 2015; Hazarika & Jandl, 2019). For example, ecosystems absorb pollutants from the atmosphere, improving air quality in ways that can benefit human health (Barrios-Crespo et al., 2021). Forest therapy can improve cardiovascular relaxation, reducing blood pressure and possibly preventing clinical hypertension (Zorić et al., 2022). Spending time in forests can also have positive effects on chronic patients (Zorić et al., 2022). Biodiversity also helps mitigate climate change: forests (Hazarika & Jandl, 2019), wetlands and estuaries (Barrios-Crespo et al., 2021) and peat soils (Birkel et al., 2017) act as carbon sinks. Intact and healthy ecosystems and water bodies like lakes and rivers also enhance the capacity of the environment to adapt to the impacts of climate change (Grigorescu et al., 2021). Other climate mitigation actions can also positively impact health; for example, traffic policies that reduce emissions from vehicles reduce air pollution and associated mortalities (Barrios-Crespo et al., 2021).

**Biodiversity-Climate-Transport Nexus**



**Figure S15.** Triplet of the Biodiversity-Climate-Transport Nexus interlinkage with positive and negative centroids



*Interpretation of the position and size of the **negative** centroid:*

The negative centroid is located between the biodiversity and climate corners of the triangle, meaning that the governing negative influences are from transport to the two other nexus elements. The centroid is also slightly closer to the biodiversity corner, meaning that climate also negatively influences biodiversity. The size of the centroid indicates that the magnitude of these influences is moderate to significant.

*Evidence for the **negative** bi-directional influence between the nexus elements (red):*

The negative influence of transport is primarily due to the emissions of fossil fuels, including by air, land and sea (Barrios-Crespo et al., 2021; Charles et al., 2009; Dall-Orsoletta et al., 2022; Gallo et al., 2017; Kassouri et al., 2022; Puodziukas et al., 2016; Rupcic et al., 2023; Zhang et al., 2021). Transport emissions directly influence climate change, which is a major driver of biodiversity loss (Lloret et al., 2022). Transport infrastructure also threatens biodiversity directly. For example, increased vessel traffic can negatively impact marine ecosystems, exacerbating the negative impacts of climate change on marine biodiversity (Gasparatos et al., 2017). Ship collisions can lead to pollution (Lloret et al., 2022) and transport corridors can spread invasive species (Zhang et al., 2021), such as ballast water from ships (Barrios-Crespo et al., 2021). Transport infrastructure like roads and railways impact habitats through loss of territory, changes to hydrological regimes, pollution, disturbance, barriers to movement, accidents and noise (Buekers et al., 2014; Elshout et al., 2019; Puodziukas et al., 2016; Simkins et al., 2023). The removal of biomass and disturbance of soils for transport infrastructure can also induce the release of greenhouse gases (Elshout et al., 2019). There are also external transport costs on biodiversity loss and climate change, such as through fuel production and processing (Sovacool et al., 2021).

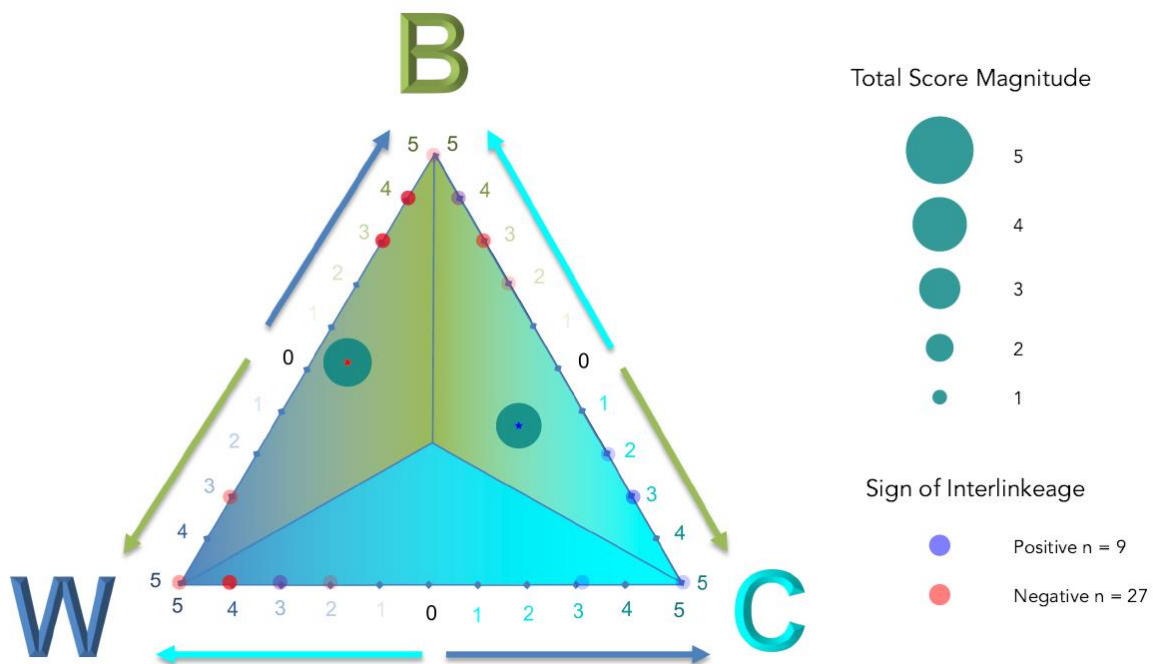
*Interpretation of the position and size of the **positive** centroid:*

The positive centroid is also located between the biodiversity and climate corners of the triangle, meaning that both the positive and negative influences are from transport to the two other nexus elements. The centroid is also slightly closer to the climate corner, meaning that biodiversity also positively influences climate. The size of the centroid indicates that the magnitude of these influences is moderate.

*Evidence for the **positive** bi-directional influence between the nexus elements (blue):*

Biodiversity positively influences climate change as intact forests and other ecosystems are important carbon sinks (Barrios-Crespo et al., 2021; Lloret et al., 2022; Perišić et al., 2022). Transport can also positively influence climate and biodiversity. Rewilding urban spaces contributes to both climate adaptation and mitigation (e.g., the cooling effect), so green transport infrastructure solutions can help improve ecological balance while also mitigating and adapting to climate change (Pasimeni et al., 2019). Efficient road infrastructure design can reduce greenhouse gas emissions, for example, using smooth bypasses and paving of gravel roads (Puodziukas et al., 2016). Forest materials contribute to biomass renewable energy production (Perišić et al., 2022) and biomass for biofuels reduces dependence of transport systems on greenhouse gas emissions (Charles et al., 2009).

## Biodiversity-Climate-Water Nexus



**Figure S16.** Triplet of the Biodiversity-Climate-Water Nexus interlinkage with positive and negative centroids

### *Interpretation of the position and size of the **negative** centroid:*

The negative centroid is located between the biodiversity and water corners of the triangle, meaning that the governing negative influences are from climate to these two nexus elements. Water also slightly negatively influences biodiversity. The size of the centroid indicates that the magnitude of these influences is moderate.

### *Evidence for the **negative** bi-directional influence between the nexus elements (red):*

Climate change can directly impact aquatic ecosystems, for example by increasing the abundance of dinoflagellates which outcompete seagrass (Leiva-Dueñas et al., 2020) or exacerbating existing stress on salmon rivers from hydropower and acid deposition (Wright et al., 2017). Climate change also changes the hydrological regime and seasonality (Hochman et al., 2018) in ways that may influence biodiversity (Franzaring et al., 2015; Milićević et al., 2016). For example, higher temperatures lead to higher carbon dioxide concentrations and lower water supply, which can in turn result in lower yields for bioenergy plants (Franzaring et al., 2015). Higher drought risk due to climate change (Grigorescu et al., 2021) can decrease grassland productivity and aboveground biomass (Dibari et al., 2021) and decrease biodiversity more generally (Fusaro et al., 2015), for example, through reduced soil moisture content (Wessel et al., 2004). Droughts also modulate surface ozone, and ozone is a concern for ecosystems (Lei et al., 2022, p. 20). Similarly, extreme flooding driven by climate change affects the recovery phase of microbenthic assemblages from eutrophication, and eutrophic areas in an estuary were shown to lead to habitat instability (Cardoso et al., 2008). Climate change contributes, along with eutrophication, to the depletion of bottom-water oxygen, which can affect habitat conditions for fish like crucian carp (Sula et al., 2020). Water infrastructure also has a direct influence on biodiversity. For example, dams and reservoirs significantly impact ecosystems and biodiversity, such as through the fragmentation and alteration of river flow (Dopico et al., 2022;

Mihók et al., 2017). In addition, increased irrigation (e.g., water withdrawals for bioenergy) can negatively impact the suitability of habitat (e.g., for farmland birds) (Glemnitz et al., 2015).

*Interpretation of the position and size of the **positive** centroid:*

The positive centroid is located between the biodiversity and climate corners of the triangle, meaning that the governing positive influences are from water to these two nexus elements. The centroid is also slightly closer to the climate element, meaning that biodiversity also has a slight positive influence on climate. The size of the centroid indicates that the magnitude of these influences is moderate.

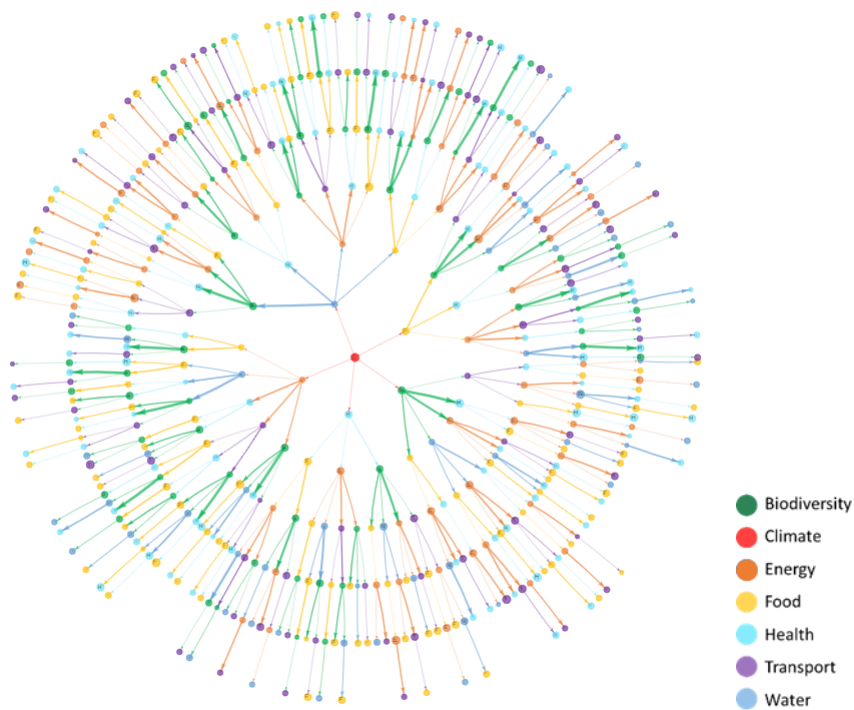
*Evidence for the **positive** bi-directional influence between the nexus elements (blue):*

Healthy water ecosystems like lakes and rivers can positively impact aquatic biodiversity as a whole (Eriksson et al., 2018), but particular biophysical factors determine exactly what type of ecosystem is established. For example, seagrass benefits from shallower water depths and more natural light while diatoms prefer well-mixed and turbulent waters (Leiva-Dueñas et al., 2020). Biodiversity contributes to both climate mitigation and helps manage water resources; for example, trees and forests are carbon sinks and act as sponges to store water and slowly release it during more hydrological extreme events (Eriksson et al., 2018). In some cases, climate change impacts can improve the state of water resources: for example, increased precipitation and altered runoff patterns can dilute strong anions, which may slightly improve the chemistry of river water (R. F. Wright et al., 2017). However, such changes can be counterbalanced by other impacts, such as mineralization of soil organic matter and increased aquatic vegetation activity (R. F. Wright et al., 2017). The ocean also plays a key role in climate regulation by producing oxygen and absorbing carbon dioxide (Pellens et al., 2023).

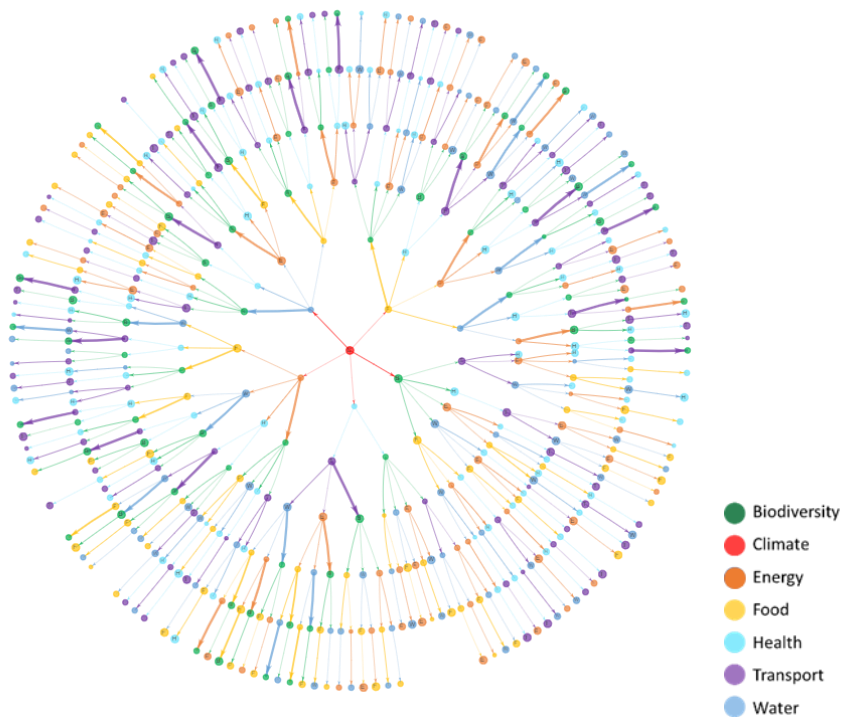
## F. Synthetic network pathways for six nexus elements

### Climate

**Figure S17.** Synthetic network trees showing (a) 499 positive pathways between climate and all other nexus elements and (b) 504 negative pathways between climate and all other nexus elements.



(a) Positive pathways from climate



(b) Negative pathways from climate

**Table S4.** Summary of the (a) positive, negative, and overall influence of climate on the six nexus elements and (b) positive, negative, and overall influence of the six nexus elements on climate.

(a) Overall influence of climate on the six nexus elements

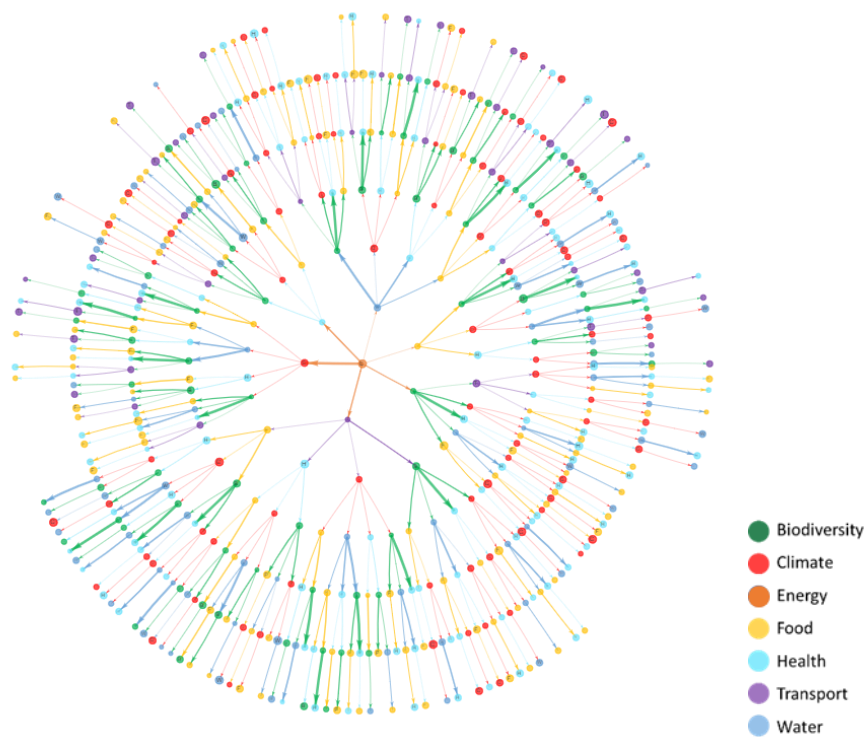
Nexus element	Positive		Negative		Overall	
	Complexity	Impact	Complexity	Impact	Complexity	Impact
Biodiversi	65	228.7	70	268.7	135	-40.0
Energy	65	225.2	81	295.5	146	-70.3
Food	114	396.7	72	269.8	186	126.9
Health	114	400.9	103	361.0	217	39.8
Transport	86	288.1	97	359.4	183	-71.3
Water	55	193.2	81	286.2	136	-93.0
<b>All</b>	<b>499</b>	<b>1732.8</b>	<b>504</b>	<b>1840.6</b>	<b>1003</b>	<b>-107.8</b>

(b) Overall influence of the six nexus elements on climate

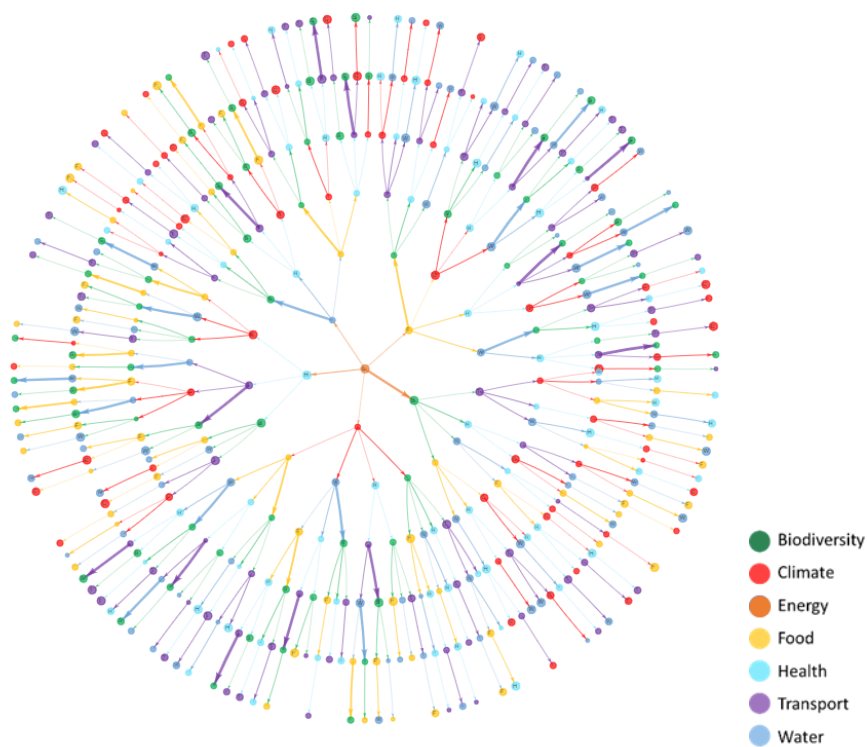
Nexus	Positive		Negative		Overall	
	Complexity	Impact	Complexity	Impact	Complexity	Impact
Biodiversi	92	340.8	75	281.7	167	59.1
Energy	92	334.9	67	252.6	159	82.3
Food	76	280.2	79	292.2	155	-12.0
Health	76	273.3	46	184.1	122	89.3
Transport	163	604.9	95	358.2	258	246.7
Water	163	600.4	86	329.4	249	271.1
<b>All</b>	<b>662</b>	<b>2434.6</b>	<b>448</b>	<b>1698.1</b>	<b>1110</b>	<b>736.5</b>

## Energy

**Figure S18.** Synthetic network trees showing (a) 526 positive pathways between energy and all other nexus elements and (b) 442 negative pathways between energy and all other nexus elements.







































(a) Positive pathways from energy







































(b) Negative pathways from energy

**Table S5.** Summary of the (a) positive, negative, and overall influence of energy on the six nexus elements and (b) positive, negative, and overall influence of the six nexus elements on energy.

(a) Overall influence of energy on the six nexus elements

Nexus element	Positive		Negative		Overall	
	Complexity	Impact	Complexity	Impact	Complexity	Impact
Biodiversi	 70	 253.3	 69	 270.7	 139	 -17.3
Climate	 92	 334.9	 67	 252.6	 159	 82.3
Food	 122	 421.5	 65	 248.0	 187	 173.5
Health	 122	 419.8	 75	 267.0	 197	 152.8
Transport	 44	 144.7	 80	 297.1	 124	 152.3
Water	 76	 269.4	 86	 313.6	 162	 -44.2
<b>All</b>	<b>526</b>	<b>1843.6</b>	<b>442</b>	<b>1648.9</b>	<b>968</b>	<b>194.7</b>

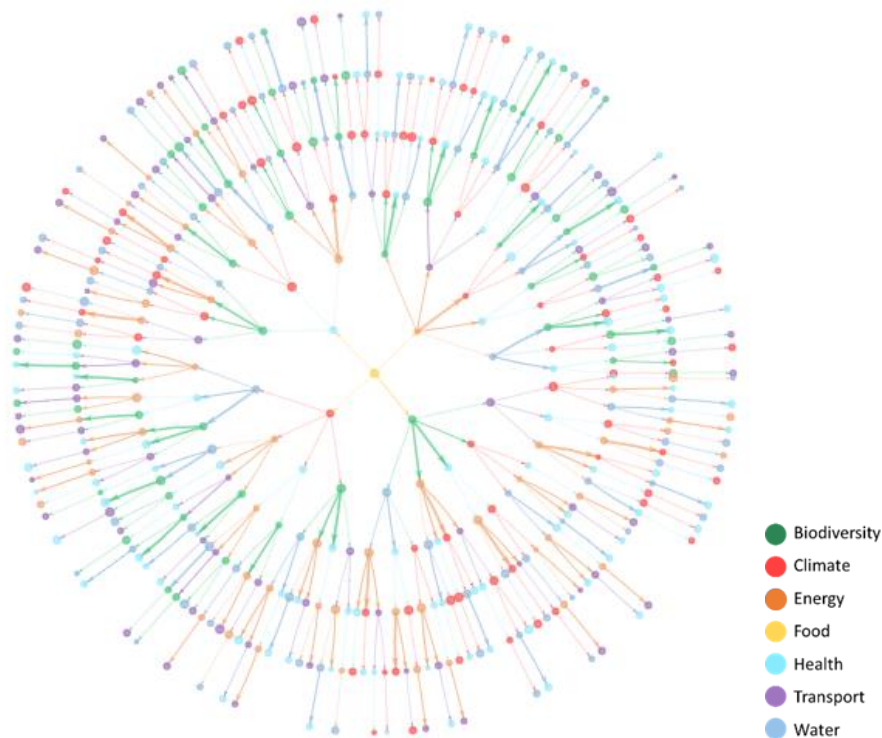
(b) Overall influence of the six nexus elements on energy

Nexus	Positive		Negative		Overall	
	Complexity	Impact	Complexity	Impact	Complexity	Impact
Biodiversi	 70	 252.2	 60	 220.6	 130	 31.6
Climate	 65	 225.2	 81	 295.5	 146	 -70.3
Food	 57	 214.8	 86	 320.5	 143	 -105.7
Health	 57	 205.5	 74	 281.9	 131	 -76.3
Transport	 163	 601.4	 95	 349.2	 258	 252.2
Water	 114	 404.7	 66	 245.6	 180	 159.1
<b>All</b>	<b>526</b>	<b>1903.9</b>	<b>462</b>	<b>1713.3</b>	<b>988</b>	<b>190.6</b>

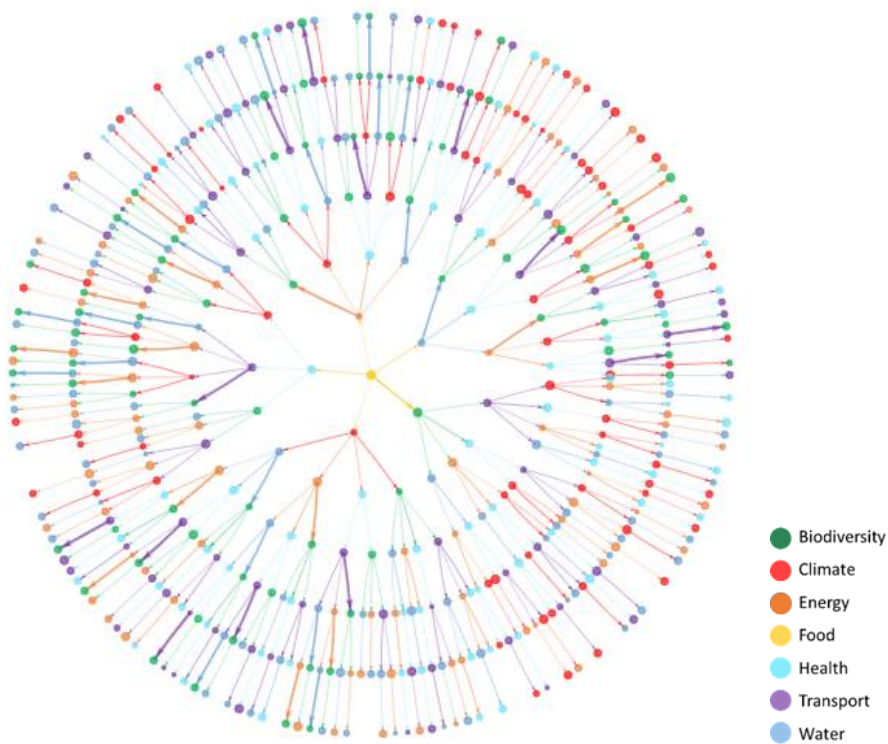


## Food

**Figure S19.** Synthetic network trees showing (a) 461 positive pathways between food and all other nexus elements and (b) 510 negative pathways between food and all other nexus elements.



(a) Positive pathways from food



(b) Negative pathways from food



**Table S6.** Summary of the (a) positive, negative, and overall influence of food on the six nexus elements and (b) positive, negative, and overall influence of the six nexus elements on food.

(a) Overall influence of food on the six nexus elements

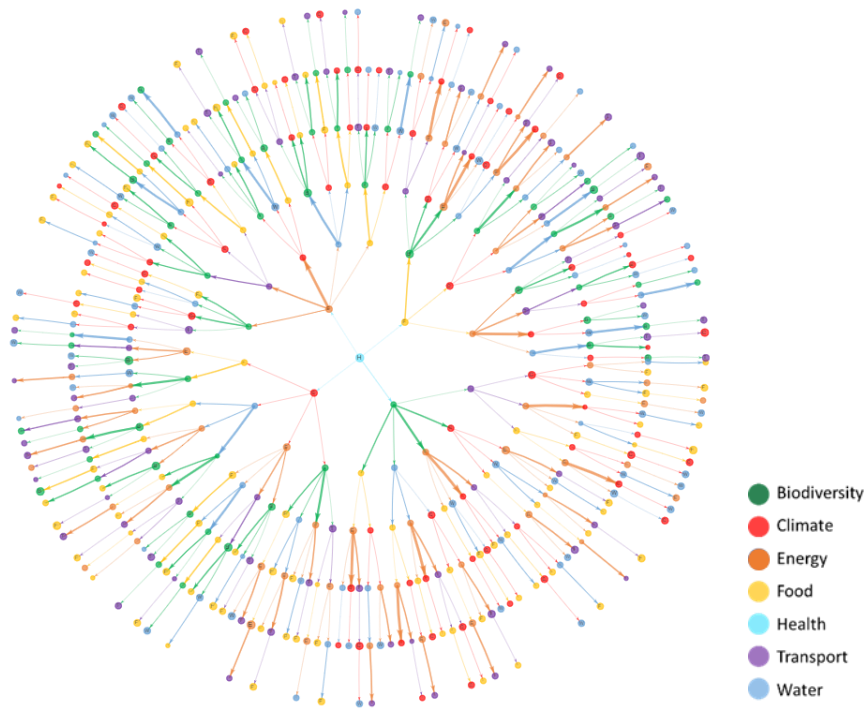
Nexus element	Positive		Negative		Overall	
	Complexity	Impact	Complexity	Impact	Complexity	Impact
Biodiversity	57	214.8	78	308.8	135	-94.0
Climate	76	280.2	79	292.2	155	-12.0
Energy	57	214.8	86	320.5	143	-105.7
Health	103	362.3	84	303.2	187	59.1
Transport	76	272.5	80	300.7	156	-28.2
Water	92	337.7	103	378.5	195	-40.9
<b>All</b>	<b>461</b>	<b>1682.4</b>	<b>510</b>	<b>1904.0</b>	<b>971</b>	<b>-221.6</b>

(b) Overall influence of the six nexus elements on food

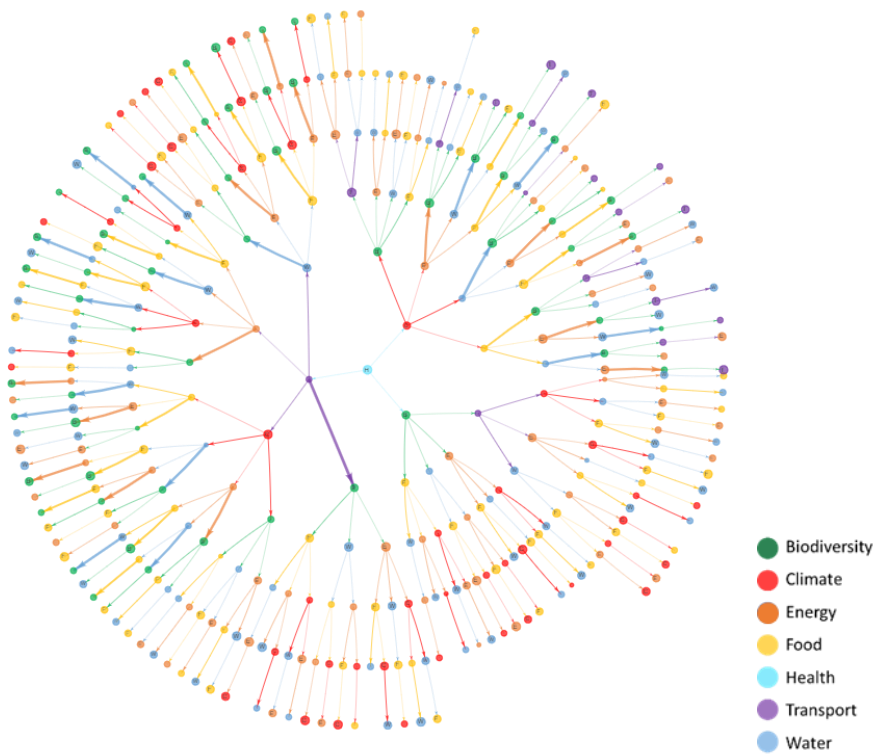
Nexus	Positive		Negative		Overall	
	Complexity	Impact	Complexity	Impact	Complexity	Impact
Biodiversity	122	429.0	64	236.5	186	192.5
Climate	114	396.7	72	269.8	186	126.9
Energy	122	421.5	65	248.0	187	173.5
Health	103	375.5	84	325.5	187	49.9
Transport	212	772.0	121	455.8	333	316.1
Water	163	576.7	61	230.3	224	346.4
<b>All</b>	<b>836</b>	<b>2971.4</b>	<b>467</b>	<b>1765.9</b>	<b>1303</b>	<b>1205.4</b>

## Health

**Figure S20.** Synthetic network trees showing (a) 461 positive pathways between health and all other nexus elements and (b) 367 negative pathways between health and all other nexus elements.



(a) Positive pathways from health



(b) Negative pathways from health

**Table S7.** Summary of the (a) positive, negative, and overall influence of health on the six nexus elements and (b) positive, negative, and overall influence of the six nexus elements on health.

(a) Overall influence of health on the six nexus elements

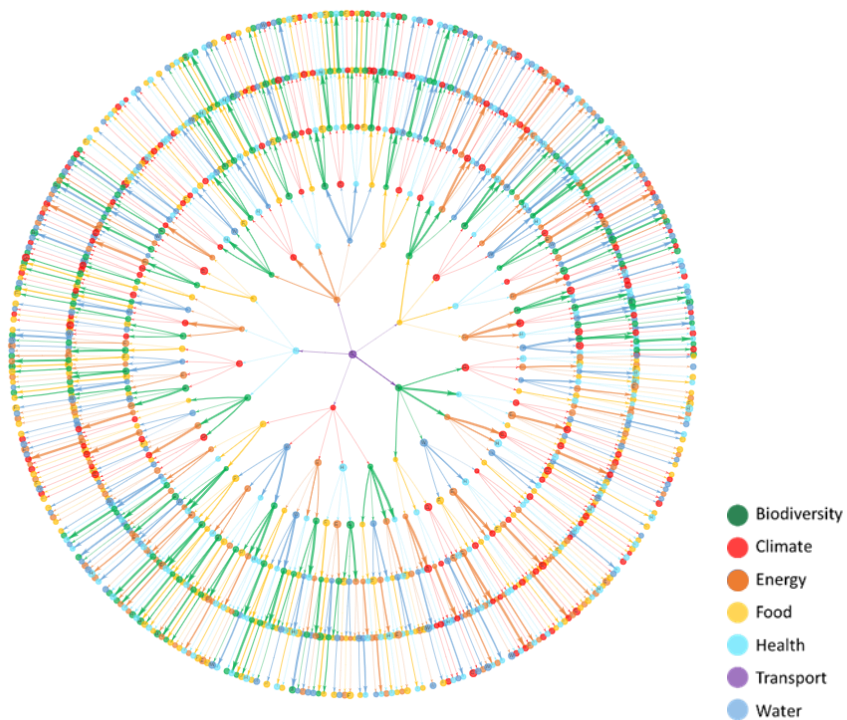
Nexus element	Positive		Negative		Overall	
	Complexity	Impact	Complexity	Impact	Complexity	Impact
Biodiversity	57	212.1	58	234.4	115	-22.3
Climate	76	273.3	46	184.1	122	89.3
Energy	57	205.5	74	281.9	131	-76.3
Food	103	375.5	84	325.5	187	49.9
Transport	76	266.0	18	62.1	94	204.0
Water	92	329.0	87	326.4	179	2.7
<b>All</b>	<b>461</b>	<b>1661.4</b>	<b>367</b>	<b>1414.3</b>	<b>828</b>	<b>247.2</b>

(b) Overall influence of the six nexus elements on health

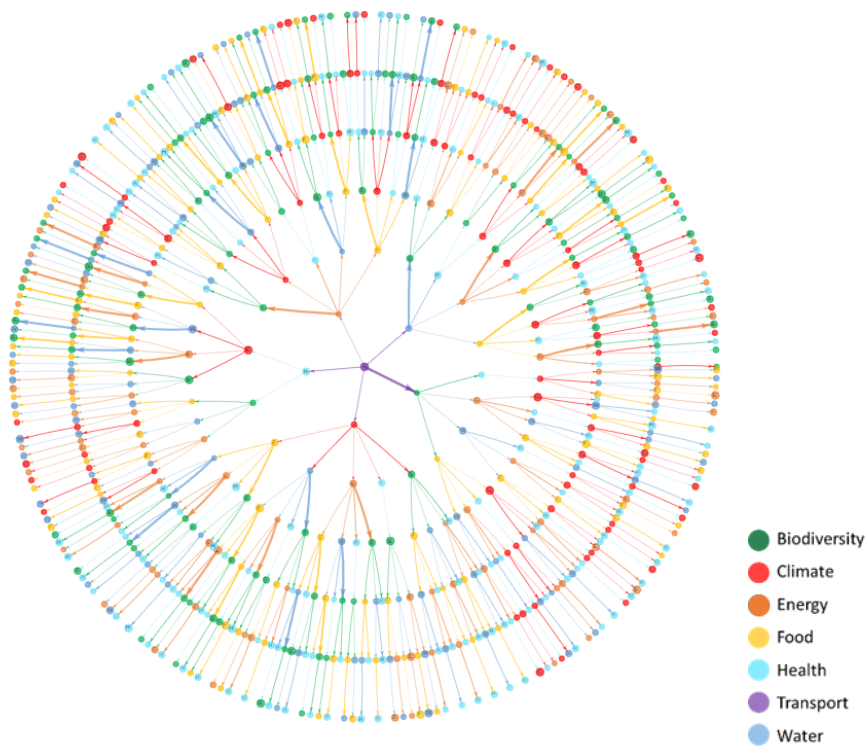
Nexus element	Positive		Negative		Overall	
	Complexity	Impact	Complexity	Impact	Complexity	Impact
Biodiversity	122	427.0	79	276.4	201	150.6
Climate	114	400.9	103	361.0	217	39.8
Energy	122	419.8	75	267.0	197	152.8
Food	103	362.3	84	303.2	187	59.1
Transport	212	752.9	185	685.7	397	67.2
Water	163	570.4	68	247.0	231	323.4
<b>All</b>	<b>836</b>	<b>2933.3</b>	<b>594</b>	<b>2140.3</b>	<b>1430</b>	<b>793.0</b>

## Transport

**Figure S21.** Synthetic network trees showing (a) 1108 positive pathways between transport and all other nexus elements and (b) 725 negative pathways between transport and all other nexus elements.



(a) Positive pathways from transport



(b) Negative pathways from transport

**Table S8.** Summary of the (a) positive, negative, and overall influence of transport on the six nexus elements and (b) positive, negative, and overall influence of the six nexus elements on transport.

(a) Overall influence of transport on the six nexus elements

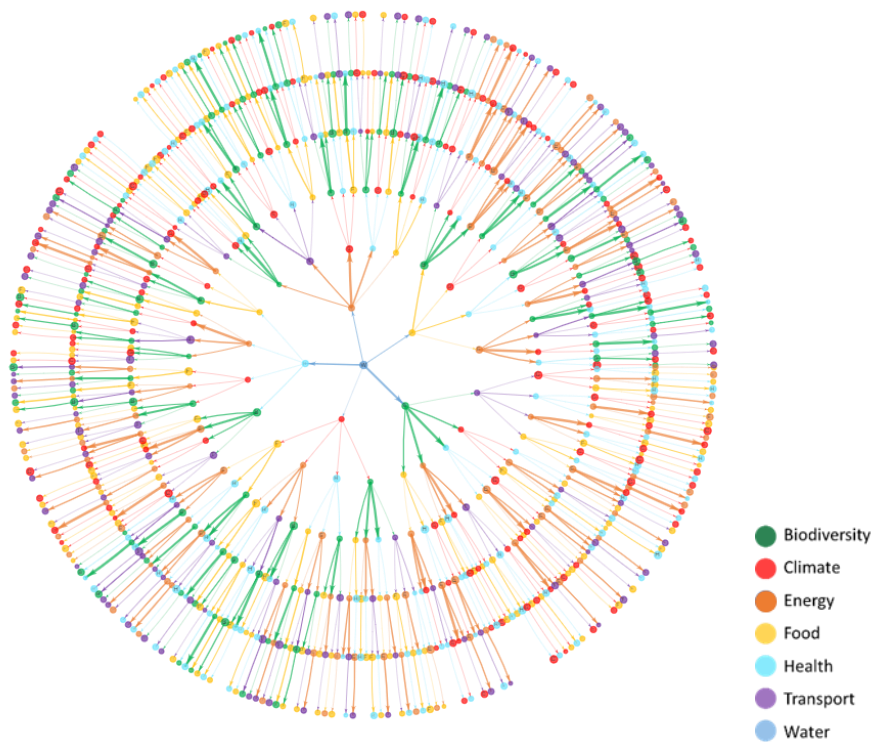
Nexus element	Positive		Negative		Overall	
	Complexity	Impact	Complexity	Impact	Complexity	Impact
Biodiversity	163	603.8	120	459.5	283	144.3
Climate	163	604.9	95	358.2	258	246.7
Energy	163	601.4	95	349.2	258	252.2
Food	212	772.0	121	455.8	333	316.1
Health	212	752.9	185	685.7	397	67.2
Water	195	715.4	109	399.6	304	315.8
<b>All</b>	<b>1108</b>	<b>4050.3</b>	<b>725</b>	<b>2708.0</b>	<b>1833</b>	<b>1342.3</b>

(b) Overall influence of the six nexus elements on transport

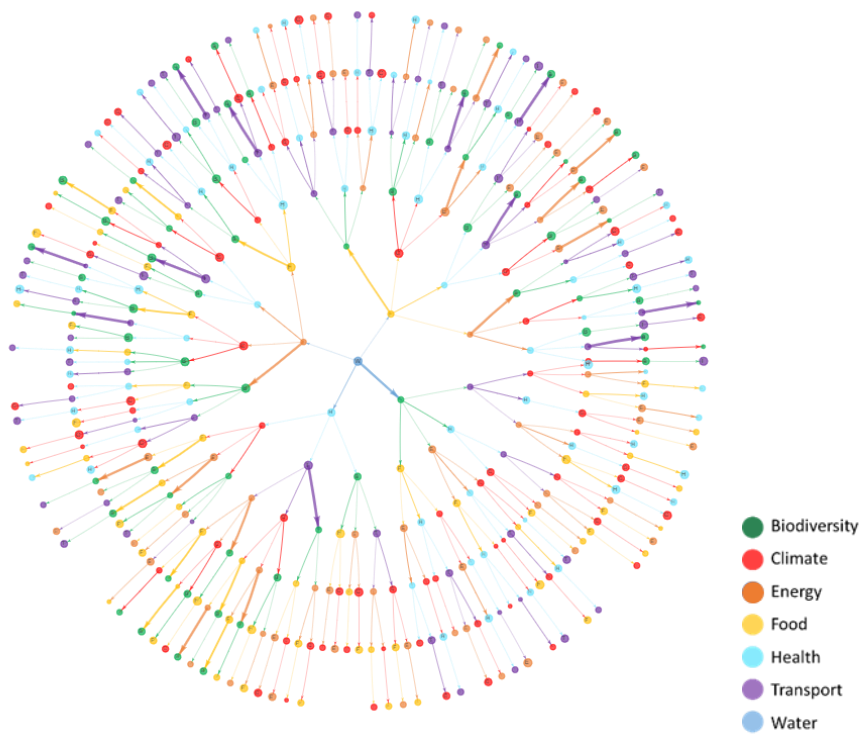
Nexus	Positive		Negative		Overall	
	Complexity	Impact	Complexity	Impact	Complexity	Impact
Biodiversity	44	157.5	39	152.6	83	4.9
Climate	86	288.1	97	359.4	183	-71.3
Energy	44	144.7	80	297.1	124	-152.3
Food	76	272.5	80	300.7	156	-28.2
Health	76	266.0	18	62.1	94	204.0
Water	130	449.3	71	269.0	201	180.3
<b>All</b>	<b>456</b>	<b>1578.2</b>	<b>385</b>	<b>1440.9</b>	<b>841</b>	<b>137.3</b>

## Water

**Figure S22.** Synthetic network trees showing (a) 847 positive pathways between water and all other nexus elements and (b) 415 negative pathways between water and all other nexus elements.



(a) Positive pathways from



(b) Negative pathways from water

**Table S9.** Summary of the (a) positive, negative, and overall influence of water on the six nexus elements and (b) positive, negative, and overall influence of the six nexus elements on water.

(a) Overall influence of water on the six nexus elements

Nexus element	Positive		Negative		Overall	
	Complexity	Impact	Complexity	Impact	Complexity	Impact
Biodiversi	114	417.4	63	255.0	177	162.3
Climate	163	600.4	86	329.4	249	271.1
Energy	114	404.7	66	245.6	180	159.1
Food	163	576.7	61	230.3	224	346.4
Health	163	570.4	68	247.0	231	323.4
Transport	130	449.3	71	269.0	201	180.3
<b>All</b>	<b>847</b>	<b>3018.9</b>	<b>415</b>	<b>1576.2</b>	<b>1262</b>	<b>1442.7</b>

(b) Overall influence of the six nexus elements on water

Nexus	Positive		Negative		Overall	
	Complexity	Impact	Complexity	Impact	Complexity	Impact
Biodiversi	76	270.8	71	255.7	147	15.1
Climate	55	193.2	81	286.2	136	-93.0
Energy	76	269.4	86	313.6	162	-44.2
Food	92	337.7	103	378.5	195	-40.9
Health	92	329.0	87	326.4	179	2.7
Transport	195	715.4	109	399.6	304	315.8
<b>All</b>	<b>586</b>	<b>2115.4</b>	<b>537</b>	<b>1960.0</b>	<b>1123</b>	<b>155.5</b>

## G. References

- Andriamanantena, N. A., Gaufreteau, C., Ay, J. S., & Doyen, L. (2022). Climate-dependent scenarios of land use for biodiversity and ecosystem services in the New Aquitaine region. *Regional Environmental Change*, 22(3). <https://doi.org/10.1007/s10113-022-01964-6>
- Astell-Burt, T., Pappas, E., Redfern, J., & Feng, X. (2022). Nature prescriptions for community and planetary health: Unrealised potential to improve compliance and outcomes in physiotherapy. *Journal of Physiotherapy*, 68(3), 151–152. <https://doi.org/10.1016/j.jphys.2022.05.016>
- Bakanos, P. I., & Katsifarakis, K. L. (2019). Optimizing operation of a large-scale pumped storage hydropower system coordinated with wind farm by means of genetic algorithms. *Global NEST Journal*. <https://doi.org/10.30955/gnj.002978>
- Barrios-Crespo, E., Torres-Ortega, S., & Díaz-Simal, P. (2021). Developing a Dynamic Model for Assessing Green Infrastructure Investments in Urban Areas. *International Journal of Environmental Research and Public Health*, 18(20), 10994. <https://doi.org/10.3390/ijerph182010994>
- Bax, N., Williamson, A., Aguero, M., Gonzalez, E., & Geeves, W. (2003). Marine invasive alien species: A threat to global biodiversity. *Marine Policy*, 27(4), 313–323. [https://doi.org/10.1016/S0308-597X\(03\)00041-1](https://doi.org/10.1016/S0308-597X(03)00041-1)
- Bernard, C., Holzmuller, P., Bah, M. T., Bastien, M., Combes, B., Jori, F., Grosbois, V., & Vial, L. (2022). Systematic Review on Crimean–Congo Hemorrhagic Fever Enzootic Cycle and Factors Favoring Virus Transmission: Special Focus on France, an Apparently Free-Disease Area in Europe. *Frontiers in Veterinary Science*, 9, 932304. <https://doi.org/10.3389/fvets.2022.932304>
- Bertrand-Krajewski, J.-L. (2021). Integrated urban stormwater management: Evolution and multidisciplinary perspective. *Journal of Hydro-Environment Research*, 38, 72–83. <https://doi.org/10.1016/j.jher.2020.11.003>
- Beute, F., Marselle, M. R., Olszewska-Guizzo, A., Andreucci, M. B., Lammel, A., Davies, Z. G., Glanville, J., Keune, H., O'Brien, L., Remmen, R., Russo, A., & De Vries, S. (2023). How do different types and characteristics of green space impact mental health? A scoping review. *People and Nature*, pan3.10529. <https://doi.org/10.1002/pan3.10529>
- Biasotto, L. D., & Kindel, A. (2018). Power lines and impacts on biodiversity: A systematic review. *Environmental Impact Assessment Review*, 71, 110–119. <https://doi.org/10.1016/j.eiar.2018.04.010>
- Birkel, C., Broder, T., & Biester, H. (2017). Nonlinear and threshold-dominated runoff generation controls DOC export in a small peat catchment. *Journal of Geophysical Research: Biogeosciences*, 122(3), 498–513. <https://doi.org/10.1002/2016JG003621>
- Bounas, A., Keroglidou, M., Toli, E., Chousidis, I., Tsaparis, D., Leonardos, I., & Sotiropoulos, K. (2020). Constrained by aliens, shifting landscape, or poor water quality? Factors affecting the persistence of amphibians in an urban pond network. *Aquatic Conservation: Marine and Freshwater Ecosystems*, 30(5), 1037–1049. <https://doi.org/10.1002/aqc.3309>
- Bourke, D., Stanley, D., O'Rourke, E., Thompson, R., Carnus, T., Dauber, J., Emmerson, M., Whelan, P., Hecq, F., Flynn, E., Dolan, L., & Stout, J. (2014). Response of farmland biodiversity to the introduction of bioenergy crops: Effects of local factors and surrounding landscape context. *GCB Bioenergy*, 6(3), 275–289. <https://doi.org/10.1111/gcbb.12089>



- Buekers, J., Van Holderbeke, M., Bierkens, J., & Int Panis, L. (2014). Health and environmental benefits related to electric vehicle introduction in EU countries. *Transportation Research Part D: Transport and Environment*, *33*, 26–38. <https://doi.org/10.1016/j.trd.2014.09.002>
- Busch, M., Kannen, A., Garthe, S., & Jessopp, M. (2013). Consequences of a cumulative perspective on marine environmental impacts: Offshore wind farming and seabirds at North Sea scale in context of the EU Marine Strategy Framework Directive. *Ocean & Coastal Management*, *71*, 213–224. <https://doi.org/10.1016/j.ocecoaman.2012.10.016>
- Cardoso, P. G., Raffaelli, D., Lillebø, A. I., Verdelhos, T., & Pardal, M. A. (2008). The impact of extreme flooding events and anthropogenic stressors on the macrobenthic communities' dynamics. *Estuarine, Coastal and Shelf Science*, *76*(3), 553–565. <https://doi.org/10.1016/j.ecss.2007.07.026>
- Cartisano, R., Mattioli, W., Corona, P., Mugnozza, G. S., Sabatti, M., Ferrari, B., Cimini, D., & Giuliarelli, D. (2013). Assessing and mapping biomass potential productivity from poplar-dominated riparian forests: A case study. *Biomass and Bioenergy*, *54*, 293–302. <https://doi.org/10.1016/j.biombioe.2012.10.023>
- Cech, R. M., Jovanovic, S., Kegley, S., Hertoge, K., Leisch, F., & Zaller, J. G. (2022). Reducing overall herbicide use may reduce risks to humans but increase toxic loads to honeybees, earthworms and birds. *Environmental Sciences Europe*, *34*(1), 44. <https://doi.org/10.1186/s12302-022-00622-2>
- Charles, M. B., Ryan, R., Oloruntoba, R., Heidt, T. V. D., & Ryan, N. (2009). The EU–Africa Energy Partnership: Towards a mutually beneficial renewable transport energy alliance? *Energy Policy*, *37*(12), 5546–5556. <https://doi.org/10.1016/j.enpol.2009.08.016>
- Christopoulou, A., Christopoulou, A., Fyllas, N. M., Dimitrakopoulos, P. G., & Arianoutsou, M. (2021). How Effective Are the Protected Areas of the Natura 2000 Network in Halting Biological Invasions? A Case Study in Greece. *Plants*, *10*(10), 2113. <https://doi.org/10.3390/plants10102113>
- Comino, E., Dominici, L., Ambrogio, F., & Rosso, M. (2020). Mini-hydro power plant for the improvement of urban water-energy nexus toward sustainability—A case study. *Journal of Cleaner Production*, *249*, 119416. <https://doi.org/10.1016/j.jclepro.2019.119416>
- Conan, A., Jumeau, J., Dehaut, N., Enstipp, M., Georges, J.-Y., & Handrich, Y. (2022). Can road stormwater ponds be successfully exploited by the European green frog (*Pelophylax* sp.)? *Urban Ecosystems*, *25*(1), 35–47. <https://doi.org/10.1007/s11252-021-01129-z>
- Couto, A. P., Ferreira, E., Torres, R. T., & Fonseca, C. (2017). Local and Landscape Drivers of Pond-Breeding Amphibian Diversity at the Northern Edge of the Mediterranean. *Herpetologica*, *73*(1), 10–17. <https://doi.org/10.1655/HERPETOLOGICA-D-16-00020.1>
- Crnobrnja-Isailović, J., Jovanović, B., Ilić, M., Ćorović, J., Čubrić, T., Stojadinović, D., & Ćosić, N. (2021). Small Hydropower Plants' Proliferation Would Negatively Affect Local Herpetofauna. *Frontiers in Ecology and Evolution*, *9*, 610325. <https://doi.org/10.3389/fevo.2021.610325>
- Dall-Orsoletta, A., Ferreira, P., & Gilson Dranka, G. (2022). Low-carbon technologies and just energy transition: Prospects for electric vehicles. *Energy Conversion and Management: X*, *16*, 100271. <https://doi.org/10.1016/j.ecmx.2022.100271>
- De Gabriel Hernando, M., Karamanlidis, A., Grivas, K., Krambokoukis, L., Papakostas, G., & Beecham, J. (2021). Habitat use and selection patterns inform habitat conservation priorities of an endangered large carnivore in southern Europe. *Endangered Species Research*, *44*, 203–215. <https://doi.org/10.3354/esr01105>

- De Groot, J. I. M., & Steg, L. (2006). The role of value orientations in evaluating quality of life consequences of a transport pricing policy. *Transportation Research Part D: Transport and Environment*, *11*(2), 160–165. <https://doi.org/10.1016/j.trd.2005.11.001>
- Di Giulio, M., Holderegger, R., & Tobias, S. (2009). Effects of habitat and landscape fragmentation on humans and biodiversity in densely populated landscapes. *Journal of Environmental Management*, *90*(10), 2959–2968. <https://doi.org/10.1016/j.jenvman.2009.05.002>
- Dibari, C., Pulina, A., Argenti, G., Aglietti, C., Bindi, M., Moriondo, M., Mula, L., Pasqui, M., Seddaiu, G., & Roggero, P. P. (2021). Climate change impacts on the Alpine, Continental and Mediterranean grassland systems of Italy: A review. *Italian Journal of Agronomy*, *16*(3). <https://doi.org/10.4081/ija.2021.1843>
- Dolmer, P., & Frandsen, R. P. (2002). Evaluation of the Danish mussel fishery: Suggestions for an ecosystem management approach. *Helgoland Marine Research*, *56*(1), 13–20. <https://doi.org/10.1007/s10152-001-0095-6>
- Donadi, S., Degerman, E., McKie, B. G., Jones, D., Holmgren, K., & Sandin, L. (2021). Interactive effects of land use, river regulation, and climate on a key recreational fishing species in temperate and boreal streams. *Freshwater Biology*, *66*(10), 1901–1914. <https://doi.org/10.1111/fwb.13799>
- Dopico, E., Arboleya, E., Fernandez, S., Borrell, Y., Consuegra, S., De Leaniz, C. G., Lázaro, G., Rodríguez, C., & Garcia-Vazquez, E. (2022). Water security determines social attitudes about dams and reservoirs in South Europe. *Scientific Reports*, *12*(1), 6148. <https://doi.org/10.1038/s41598-022-10170-7>
- Dunn, R. R., Davies, T. J., Harris, N. C., & Gavin, M. C. (2010). Global drivers of human pathogen richness and prevalence. *Proceedings of the Royal Society B: Biological Sciences*, *277*(1694), 2587–2595. <https://doi.org/10.1098/rspb.2010.0340>
- Eiter, S., & Potthoff, K. (2007). Improving the factual knowledge of landscapes: Following up the European Landscape Convention with a comparative historical analysis of forces of landscape change in the Sjødalen and StØlsheimen mountain areas, Norway. *Norsk Geografisk Tidsskrift - Norwegian Journal of Geography*, *61*(4), 145–156. <https://doi.org/10.1080/00291950701709127>
- Elo, M., Ketola, T., & Komonen, A. (2021). Species co-occurrence networks of ground beetles in managed grasslands. *Community Ecology*, *22*(1), 29–40. <https://doi.org/10.1007/s42974-020-00034-3>
- Elshout, P. M. F., Van Zelm, R., Van Der Velde, M., Steinmann, Z., & Huijbregts, M. A. J. (2019). Global relative species loss due to first-generation biofuel production for the transport sector. *GCB Bioenergy*, *11*(6), 763–772. <https://doi.org/10.1111/gcbb.12597>
- Eriksson, M., Samuelson, L., Jägrud, L., Mattsson, E., Celander, T., Malmer, A., Bengtsson, K., Johansson, O., Schaaf, N., Svending, O., & Tengberg, A. (2018). Water, Forests, People: The Swedish Experience in Building Resilient Landscapes. *Environmental Management*, *62*(1), 45–57. <https://doi.org/10.1007/s00267-018-1066-x>
- Faust, C. L., Dobson, A. P., Gottdenker, N., Bloomfield, L. S. P., McCallum, H. I., Gillespie, T. R., Diuk-Wasser, M., & Plowright, R. K. (2017). Null expectations for disease dynamics in shrinking habitat: Dilution or amplification? *Philosophical Transactions of the Royal Society B: Biological Sciences*, *372*(1722), 20160173. <https://doi.org/10.1098/rstb.2016.0173>
- Ferguson, M. D., Lynch, M. L., Evensen, D., Ferguson, L. A., Barcelona, R., Giles, G., & Leberman, M. (2023). The nature of the pandemic: Exploring the negative impacts of the COVID-19 pandemic upon recreation visitor behaviors and experiences in parks and protected areas.

*Journal of Outdoor Recreation and Tourism*, 41, 100498.  
<https://doi.org/10.1016/j.jort.2022.100498>

- Fliessbach, K. L., Borkenhagen, K., Guse, N., Markones, N., Schwemmer, P., & Garthe, S. (2019). A Ship Traffic Disturbance Vulnerability Index for Northwest European Seabirds as a Tool for Marine Spatial Planning. *Frontiers in Marine Science*, 6, 192.  
<https://doi.org/10.3389/fmars.2019.00192>
- Flis, M. (2012). Trichinosis in Lublin Province in 2003-2010 on a Background of Wild Boar's Population Dynamics. *Bulletin of the Veterinary Institute in Pulawy*, 56(1), 43–46.  
<https://doi.org/10.2478/v10213-012-0008-2>
- Foley, R. (2015). Swimming in Ireland: Immersions in therapeutic blue space. *Health & Place*, 35, 218–225. <https://doi.org/10.1016/j.healthplace.2014.09.015>
- Fotia, K., Mehmeti, A., Tsirogiannis, I., Nanos, G., Mamolos, A. P., Malamos, N., Barouchas, P., & Todorovic, M. (2021). LCA-Based Environmental Performance of Olive Cultivation in Northwestern Greece: From Rainfed to Irrigated through Conventional and Smart Crop Management Practices. *Water*, 13(14), 1954. <https://doi.org/10.3390/w13141954>
- Foy, R. H., Lennox, S. D., & Smith, R. V. (2001). ASSESSING THE EFFECTIVENESS OF REGULATORY CONTROLS ON FARM POLLUTION USING CHEMICAL AND BIOLOGICAL INDICES OF WATER QUALITY AND POLLUTION STATISTICS. In *Wat. Res* (Vol. 35, Issue 12, pp. 3004–3012).
- Franzaring, J., Holz, I., Kauf, Z., & Fangmeier, A. (2015). Responses of the novel bioenergy plant species *Sida hermaphrodita* (L.) Rusby and *Silphium perfoliatum* L. to CO<sub>2</sub> fertilization at different temperatures and water supply. *Biomass and Bioenergy*, 81, 574–583.  
<https://doi.org/10.1016/j.biombioe.2015.07.031>
- Fusaro, L., Salvatori, E., Mereu, S., Silli, V., Bernardini, A., Tinelli, A., & Manes, F. (2015). Researches in Castelporziano test site: Ecophysiological studies on Mediterranean vegetation in a changing environment. *Rendiconti Lincei*, 26(S3), 473–481. <https://doi.org/10.1007/s12210-014-0374-1>
- Gallo, A., Accorsi, R., Baruffaldi, G., & Manzini, R. (2017). Designing Sustainable Cold Chains for Long-Range Food Distribution: Energy-Effective Corridors on the Silk Road Belt. *Sustainability*, 9(11), 2044. <https://doi.org/10.3390/su9112044>
- Gasparatos, A., Doll, C. N. H., Esteban, M., Ahmed, A., & Olang, T. A. (2017). Renewable energy and biodiversity: Implications for transitioning to a Green Economy. *Renewable and Sustainable Energy Reviews*, 70, 161–184. <https://doi.org/10.1016/j.rser.2016.08.030>
- Giubilato, E., Radomyski, A., Critto, A., Ciffroy, P., Brochot, C., Pizzol, L., & Marcomini, A. (2016). Modelling ecological and human exposure to POPs in Venice lagoon. Part I — Application of MERLIN-Expo tool for integrated exposure assessment. *Science of The Total Environment*, 565, 961–976. <https://doi.org/10.1016/j.scitotenv.2016.04.146>
- Giuntoli, J., Barredo, J. I., Avitabile, V., Camia, A., Cazzaniga, N. E., Grassi, G., Jasinevičius, G., Jonsson, R., Marelli, L., Robert, N., Agostini, A., & Mubareka, S. (2022). The quest for sustainable forest bioenergy: Win-win solutions for climate and biodiversity. *Renewable and Sustainable Energy Reviews*, 159, 112180. <https://doi.org/10.1016/j.rser.2022.112180>
- Glemnitz, M., Zander, P., & Stachow, U. (2015). Regionalizing land use impacts on farmland birds. *Environmental Monitoring and Assessment*, 187(6), 336. <https://doi.org/10.1007/s10661-015-4448-z>
- Goeminne, P. C., Nawrot, T. S., De Boeck, K., Nemery, B., & Dupont, L. J. (2015). Proximity to blue spaces and risk of infection with *Pseudomonas aeruginosa* in cystic fibrosis: A case–control analysis. *Journal of Cystic Fibrosis*, 14(6), 741–747. <https://doi.org/10.1016/j.jcf.2015.04.004>

- Göthe, E., Degerman, E., Sandin, L., Segersten, J., Tamario, C., & Mckie, B. G. (2019). Flow restoration and the impacts of multiple stressors on fish communities in regulated rivers. *Journal of Applied Ecology*, *56*(7), 1687–1702. <https://doi.org/10.1111/1365-2664.13413>
- Grigorescu, I., Mocanu, I., Mitrică, B., Dumitrașcu, M., Dumitrică, C., & Dragotă, C.-S. (2021). Socio-economic and environmental vulnerability to heat-related phenomena in Bucharest metropolitan area. *Environmental Research*, *192*, 110268. <https://doi.org/10.1016/j.envres.2020.110268>
- Grung, M., Meland, S., Ruus, A., Ranneklev, S., Fjeld, E., Kringstad, A., Rundberget, J. T., Dela Cruz, M., & Christensen, J. H. (2021). Occurrence and trophic transport of organic compounds in sedimentation ponds for road runoff. *Science of The Total Environment*, *751*, 141808. <https://doi.org/10.1016/j.scitotenv.2020.141808>
- Grzybowski, M., & Glińska-Lewczuk, K. (2019). Principal threats to the conservation of freshwater habitats in the continental biogeographical region of Central Europe. *Biodiversity and Conservation*, *28*(14), 4065–4097. <https://doi.org/10.1007/s10531-019-01865-x>
- Guiné, R. P. F., Bartkiene, E., Florença, S. G., Djekić, I., Bizjak, M. Č., Tarcea, M., Leal, M., Ferreira, V., Rumbak, I., Orfanos, P., Szűcs, V., Klava, D., Korzeniowska, M., Isoldi, K., Correia, P., Ferreira, M., & Cardoso, A. P. (2021). Environmental Issues as Drivers for Food Choice: Study from a Multinational Framework. *Sustainability*, *13*(5), 2869. <https://doi.org/10.3390/su13052869>
- Haahtela, T. (2019). A biodiversity hypothesis. *Allergy*, *74*(8), 1445–1456. <https://doi.org/10.1111/all.13763>
- Hanski, I., Von Hertzen, L., Fyhrquist, N., Koskinen, K., Torppa, K., Laatikainen, T., Karisola, P., Auvinen, P., Paulin, L., Mäkelä, M. J., Vartiainen, E., Kosunen, T. U., Alenius, H., & Haahtela, T. (2012). Environmental biodiversity, human microbiota, and allergy are interrelated. *Proceedings of the National Academy of Sciences*, *109*(21), 8334–8339. <https://doi.org/10.1073/pnas.1205624109>
- Harrison, P. A., Dunford, R., Savin, C., Rounsevell, M. D. A., Holman, I. P., Kebede, A. S., & Stuch, B. (2015). Cross-sectoral impacts of climate change and socio-economic change for multiple, European land- and water-based sectors. *Climatic Change*, *128*(3–4), 279–292. <https://doi.org/10.1007/s10584-014-1239-4>
- Haugen, H., Linløkken, A., Østbye, K., & Heggenes, J. (2020). Landscape genetics of northern crested newt *Triturus cristatus* populations in a contrasting natural and human-impacted boreal forest. *Conservation Genetics*, *21*(3), 515–530. <https://doi.org/10.1007/s10592-020-01266-6>
- Hazarika, R., & Jandl, R. (2019). The Nexus between the Austrian Forestry Sector and the Sustainable Development Goals: A Review of the Interlinkages. *Forests*, *10*(3), 205. <https://doi.org/10.3390/f10030205>
- Helldin, J.-O., Wissman, J., & Lennartsson, T. (2015). Abundance of red-listed species in infrastructure habitats – “responsibility species” as a priority-setting tool for transportation agencies’ conservation action. *Nature Conservation*, *11*, 143–158. <https://doi.org/10.3897/natureconservation.11.4433>
- Hirsch, M., Böddeker, H., Albrecht, A., & Saha, S. (2023). Drought tolerance differs between urban tree species but is not affected by the intensity of traffic pollution. *Trees*, *37*(1), 111–131. <https://doi.org/10.1007/s00468-022-02294-0>
- Hochman, A., Harpaz, T., Saaroni, H., & Alpert, P. (2018). The seasons’ length in 21st century CMIP5 projections over the eastern Mediterranean. *International Journal of Climatology*, *38*(6), 2627–2637. <https://doi.org/10.1002/joc.5448>

- Hulme, P. E. (2020). One Biosecurity: A unified concept to integrate human, animal, plant, and environmental health. *Emerging Topics in Life Sciences*, 4(5), 539–549. <https://doi.org/10.1042/ETLS20200067>
- Hunter, R. F., Adlakha, D., Cardwell, C., Cupples, M. E., Donnelly, M., Ellis, G., Gough, A., Hutchinson, G., Kearney, T., Longo, A., Prior, L., McAneney, H., Ferguson, S., Johnston, B., Stevenson, M., Kee, F., & Tully, M. A. (2021). Investigating the physical activity, health, wellbeing, social and environmental effects of a new urban greenway: A natural experiment (the PARC study). *International Journal of Behavioral Nutrition and Physical Activity*, 18(1), 142. <https://doi.org/10.1186/s12966-021-01213-9>
- Hunter, R. F., Cleland, C., Cleary, A., Droomers, M., Wheeler, B. W., Sinnett, D., Nieuwenhuijsen, M. J., & Braubach, M. (2019). Environmental, health, wellbeing, social and equity effects of urban green space interventions: A meta-narrative evidence synthesis. *Environment International*, 130, 104923. <https://doi.org/10.1016/j.envint.2019.104923>
- Hurst, C. J. (Ed.). (2018). *The Connections Between Ecology and Infectious Disease* (Vol. 5). Springer International Publishing. <https://doi.org/10.1007/978-3-319-92373-4>
- Irabien, A., & Darton, R. C. (2016). Energy–water–food nexus in the Spanish greenhouse tomato production. *Clean Technologies and Environmental Policy*, 18(5), 1307–1316. <https://doi.org/10.1007/s10098-015-1076-9>
- Jerina, K. (2012). Roads and supplemental feeding affect home-range size of Slovenian red deer more than natural factors. *Journal of Mammalogy*, 93(4), 1139–1148. <https://doi.org/10.1644/11-MAMM-A-136.1>
- Joose, S., Hensle, L., Boonstra, W. J., Ponzelar, C., & Olsson, J. (2021). Fishing in the city for food—A paradigmatic case of sustainability in urban blue space. *Npj Urban Sustainability*, 1(1), 41. <https://doi.org/10.1038/s42949-021-00043-9>
- Juutinen, A., Tolvanen, A., Saarimaa, M., Ojanen, P., Sarkkola, S., Ahtikoski, A., Haikarainen, S., Karhu, J., Haara, A., Nieminen, M., Penttilä, T., Nousiainen, H., Hotanen, J.-P., Minkkinen, K., Kurttila, M., Heikkinen, K., Sallantausta, T., Aapala, K., & Tuominen, S. (2020). Cost-effective land-use options of drained peatlands—integrated biophysical-economic modeling approach. *Ecological Economics*, 175, 106704. <https://doi.org/10.1016/j.ecolecon.2020.106704>
- Kajzer-Bonk, J., Skórka, P., Bonk, M., Lenda, M., Rozej-Pabijan, E., Wantuch, M., & Moroń, D. (2019). The effect of railways on bird diversity in farmland. *Environmental Science and Pollution Research*, 26(30), 31086–31098. <https://doi.org/10.1007/s11356-019-06245-0>
- Kassouri, Y., Altuntaş, M., & Alola, A. A. (2022). The contributory capacity of natural capital to energy transition in the European Union. *Renewable Energy*, 190, 617–629. <https://doi.org/10.1016/j.renene.2022.03.142>
- Katsanevakis, S., Zenetos, A., Belchior, C., & Cardoso, A. C. (2013). Invading European Seas: Assessing pathways of introduction of marine aliens. *Ocean & Coastal Management*, 76, 64–74. <https://doi.org/10.1016/j.ocecoaman.2013.02.024>
- Kellner, E. (2023). Identifying leverage points for shifting Water-Energy-Food nexus cases towards sustainability through the Networks of Action Situations approach combined with systems thinking. *Sustainability Science*, 18(1), 135–152. <https://doi.org/10.1007/s11625-022-01170-7>
- Khreis, H., Warsow, K. M., Verlinghieri, E., Guzman, A., Pellecuer, L., Ferreira, A., Jones, I., Heinen, E., Rojas-Rueda, D., Mueller, N., Schepers, P., Lucas, K., & Nieuwenhuijsen, M. (2016). The health impacts of traffic-related exposures in urban areas: Understanding real effects,

- underlying driving forces and co-producing future directions. *Journal of Transport & Health*, 3(3), 249–267. <https://doi.org/10.1016/j.jth.2016.07.002>
- Kilpatrick, A. M., Dobson, A. D. M., Levi, T., Salkeld, D. J., Sweil, A., Ginsberg, H. S., Kjemtrup, A., Padgett, K. A., Jensen, P. M., Fish, D., Ogden, N. H., & Diuk-Wasser, M. A. (2017). Lyme disease ecology in a changing world: Consensus, uncertainty and critical gaps for improving control. *Philosophical Transactions of the Royal Society B: Biological Sciences*, 372(1722), 20160117. <https://doi.org/10.1098/rstb.2016.0117>
- Klante, C., Larson, M., & Persson, K. M. (2021). Brownification in Lake Bolmen, Sweden, and its relationship to natural and human-induced changes. *Journal of Hydrology: Regional Studies*, 36, 100863. <https://doi.org/10.1016/j.ejrh.2021.100863>
- Köppel, J., Dahmen, M., Helfrich, J., Schuster, E., & Bulling, L. (2014). Cautious but Committed: Moving Toward Adaptive Planning and Operation Strategies for Renewable Energy's Wildlife Implications. *Environmental Management*, 54(4), 744–755. <https://doi.org/10.1007/s00267-014-0333-8>
- Kreuder Johnson, C., Hitchens, P. L., Smiley Evans, T., Goldstein, T., Thomas, K., Clements, A., Joly, D. O., Wolfe, N. D., Daszak, P., Karesh, W. B., & Mazet, J. K. (2015). Spillover and pandemic properties of zoonotic viruses with high host plasticity. *Scientific Reports*, 5(1), 14830. <https://doi.org/10.1038/srep14830>
- Krodkiewska, M., Strzelec, M., Spyra, A., & Lewin, I. (2019). The impact of environmental factors on benthos communities and freshwater gastropod diversity in urban sinkhole ponds in roadside and forest contexts. *Landscape Research*, 44(4), 477–492. <https://doi.org/10.1080/01426397.2018.1441387>
- Kuglerová, L., Hasselquist, E. M., Sponseller, R. A., Muotka, T., Hallsby, G., & Laudon, H. (2021). Multiple stressors in small streams in the forestry context of Fennoscandia: The effects in time and space. *Science of The Total Environment*, 756, 143521. <https://doi.org/10.1016/j.scitotenv.2020.143521>
- Kukielka, D., Rodriguez-Prieto, V., Vicente, J., & Sánchez-Vizcaíno, J. M. (2016). Constant Hepatitis E Virus (HEV) Circulation in Wild Boar and Red Deer in Spain: An Increasing Concern Source of HEV Zoonotic Transmission. *Transboundary and Emerging Diseases*, 63(5), e360–e368. <https://doi.org/10.1111/tbed.12311>
- Kurth, A. E. (2017). Planetary Health and the Role of Nursing: A Call to Action. *Journal of Nursing Scholarship*, 49(6), 598–605. <https://doi.org/10.1111/jnu.12343>
- Lambdon, P.-W., Pyšek, P., Basnou, C., Hejda, M., Arianoutsou, M., Essl, F., Jarosik, V., Pergl, J., Winter, M., Anastasiu, P., Andriopoulos, P., Bazos, I., Brundu, G., Celesti-Grapow, L., Chassot, P., Delipetrou, P., Josefsson, M., Kark, S., Klotz, S., & Hulme, P. (2008). Alien flora of Europe: Species diversity, temporal trends, geographical patterns and research needs. *Preslia -Praha*, 80, 101–149.
- Lei, Y., Yue, X., Liao, H., Zhang, L., Zhou, H., Tian, C., Gong, C., Ma, Y., Cao, Y., Seco, R., Karl, T., & Potosnak, M. (2022). Global Perspective of Drought Impacts on Ozone Pollution Episodes. *Environmental Science & Technology*, 56(7), 3932–3940. <https://doi.org/10.1021/acs.est.1c07260>
- Leiva-Dueñas, C., Leavitt, P. R., Buchaca, T., Cortizas, A. M., López-Merino, L., Serrano, O., Lavery, P. S., Schouten, S., & Mateo, M. A. (2020). Factors regulating primary producers' assemblages in *Posidonia oceanica* (L.) Delile ecosystems over the past 1800 years. *Science of The Total Environment*, 718, 137163. <https://doi.org/10.1016/j.scitotenv.2020.137163>

- Lenzen, M., Malik, A., Li, M., Fry, J., Weisz, H., Pichler, P.-P., Chaves, L. S. M., Capon, A., & Pencheon, D. (2020). The environmental footprint of health care: A global assessment. *The Lancet Planetary Health*, 4(7), e271–e279. [https://doi.org/10.1016/S2542-5196\(20\)30121-2](https://doi.org/10.1016/S2542-5196(20)30121-2)
- Lin, M., Horowitz, L. W., Xie, Y., Paulot, F., Malyshev, S., Shevliakova, E., Finco, A., Gerosa, G., Kubistin, D., & Pilegaard, K. (2020). Vegetation feedbacks during drought exacerbate ozone air pollution extremes in Europe. *Nature Climate Change*, 10(5), 444–451. <https://doi.org/10.1038/s41558-020-0743-y>
- Linard, C., Ponçon, N., Fontenille, D., & Lambin, E. F. (2009). Risk of Malaria Reemergence in Southern France: Testing Scenarios with a Multiagent Simulation Model. *EcoHealth*, 6(1), 135–147. <https://doi.org/10.1007/s10393-009-0236-y>
- Lloret, J., Turiel, A., Solé, J., Berdalet, E., Sabatés, A., Olivares, A., Gili, J.-M., Vila-Subirós, J., & Sardá, R. (2022). Unravelling the ecological impacts of large-scale offshore wind farms in the Mediterranean Sea. *Science of The Total Environment*, 824, 153803. <https://doi.org/10.1016/j.scitotenv.2022.153803>
- Logan, K. G., Nelson, J. D., Chapman, J. D., Milne, J., & Hastings, A. (2023). Decarbonising UK transport: Implications for electricity generation, land use and policy. *Transportation Research Interdisciplinary Perspectives*, 17, 100736. <https://doi.org/10.1016/j.trip.2022.100736>
- Maar, M., Bolding, K., Petersen, J. K., Hansen, J. L. S., & Timmermann, K. (2009). Local effects of blue mussels around turbine foundations in an ecosystem model of Nysted off-shore wind farm, Denmark. *Journal of Sea Research*, 62(2–3), 159–174. <https://doi.org/10.1016/j.seares.2009.01.008>
- Marselle, M. R., Hartig, T., Cox, D. T. C., De Bell, S., Knapp, S., Lindley, S., Triguero-Mas, M., Böhning-Gaese, K., Braubach, M., Cook, P. A., De Vries, S., Heintz-Buschart, A., Hofmann, M., Irvine, K. N., Kabisch, N., Kolek, F., Kraemer, R., Markevych, I., Martens, D., ... Bonn, A. (2021). Pathways linking biodiversity to human health: A conceptual framework. *Environment International*, 150, 106420. <https://doi.org/10.1016/j.envint.2021.106420>
- Matos, C., Petrovan, S. O., Wheeler, P. M., & Ward, A. I. (2019). Landscape connectivity and spatial prioritization in an urbanising world: A network analysis approach for a threatened amphibian. *Biological Conservation*, 237, 238–247. <https://doi.org/10.1016/j.biocon.2019.06.035>
- Mauri, L., Sallustio, L., & Tarolli, P. (2019). The geomorphologic forcing of wild boars. *Earth Surface Processes and Landforms*, 44(10), 2085–2094. <https://doi.org/10.1002/esp.4623>
- Mayer, M., Fischer, C., Blaum, N., Sunde, P., & Ullmann, W. (2023). Influence of roads on space use by European hares in different landscapes. *Landscape Ecology*, 38(1), 131–146. <https://doi.org/10.1007/s10980-022-01552-3>
- Medlock, J. M., Hansford, K. M., Schaffner, F., Versteirt, V., Hendrickx, G., Zeller, H., & Bortel, W. V. (2012). A Review of the Invasive Mosquitoes in Europe: Ecology, Public Health Risks, and Control Options. *Vector-Borne and Zoonotic Diseases*, 12(6), 435–447. <https://doi.org/10.1089/vbz.2011.0814>
- Meland, S., Gomes, T., Petersen, K., Håll, J., Lund, E., Kringstad, A., & Grung, M. (2019). Road related pollutants induced DNA damage in dragonfly nymphs (Odonata, Anisoptera) living in highway sedimentation ponds. *Scientific Reports*, 9(1), 16002. <https://doi.org/10.1038/s41598-019-52207-4>

- Meland, S., Sun, Z., Sokolova, E., Rauch, S., & Brittain, J. E. (2020). A comparative study of macroinvertebrate biodiversity in highway stormwater ponds and natural ponds. *Science of The Total Environment*, 740, 140029. <https://doi.org/10.1016/j.scitotenv.2020.140029>
- Mihók, B., Biró, M., Molnár, Z., Kovács, E., Bölöni, J., Erős, T., Standovár, T., Török, P., Csorba, G., Margóczy, K., & Báldi, A. (2017). Biodiversity on the waves of history: Conservation in a changing social and institutional environment in Hungary, a post-soviet EU member state. *Biological Conservation*, 211, 67–75. <https://doi.org/10.1016/j.biocon.2017.05.005>
- Milićević, D., Nastasijević, I., & Petrovic, Z. (2016). Mycotoxin in the food supply chain—Implications for public health program. *Journal of Environmental Science and Health, Part C*, 34(4), 293–319. <https://doi.org/10.1080/10590501.2016.1236607>
- Möller, I., Ionescu, M. S., Constantinescu, A. M., Evans, B. R., Scricciu, A., Stanica, A., & Grosu, D. (2022). Bio-Physical Controls on Wave Transformation in Coastal Reed Beds: Insights From the Razelm-Sinoe Lagoon System, Romania. *Frontiers in Marine Science*, 9, 813474. <https://doi.org/10.3389/fmars.2022.813474>
- Moore, R. E., Millar, B. C., & Moore, J. E. (2020). Antimicrobial resistance (AMR) and marine plastics: Can food packaging litter act as a dispersal mechanism for AMR in oceanic environments? *Marine Pollution Bulletin*, 150, 110702. <https://doi.org/10.1016/j.marpolbul.2019.110702>
- Nava, V., Patelli, M., Bonomi, T., Stefania, G. A., Zanotti, C., Fumagalli, L., Soler, V., Rotiroti, M., & Leoni, B. (2020). Chloride Balance in Freshwater System of a Highly Anthropized Subalpine Area: Load and Source Quantification Through a Watershed Approach. *Water Resources Research*, 56(1), e2019WR026024. <https://doi.org/10.1029/2019WR026024>
- Nazir, M. S., Bilal, M., Sohail, H. M., Liu, B., Chen, W., & Iqbal, H. M. N. (2020). Impacts of renewable energy atlas: Reaping the benefits of renewables and biodiversity threats. *International Journal of Hydrogen Energy*, 45(41), 22113–22124. <https://doi.org/10.1016/j.ijhydene.2020.05.195>
- Niedrist, G. H., Cañedo-Argüelles, M., & Cauvy-Fraunié, S. (2021). Salinization of Alpine rivers during winter months. *Environmental Science and Pollution Research*, 28(6), 7295–7306. <https://doi.org/10.1007/s11356-020-11077-4>
- Ostfeld, R. S., & Keesing, F. (2017). Is biodiversity bad for your health? *Ecosphere*, 8(3), e01676. <https://doi.org/10.1002/ecs2.1676>
- Pallozzi, E., Guidolotti, G., Mattioni, M., & Calfapietra, C. (2020). Particulate matter concentrations and fluxes within an urban park in Naples. *Environmental Pollution*, 266, 115134. <https://doi.org/10.1016/j.envpol.2020.115134>
- Papp, C.-R., Dostál, I., Hlaváč, V., Berchi, G. M., & Romportl, D. (2022). Rapid linear transport infrastructure development in the Carpathians: A major threat to the integrity of ecological connectivity for large carnivores. *Nature Conservation*, 47, 35–63. <https://doi.org/10.3897/natureconservation.47.71807>
- Pasimeni, M. R., Valente, D., Zurlini, G., & Petrosillo, I. (2019). The interplay between urban mitigation and adaptation strategies to face climate change in two European countries. *Environmental Science & Policy*, 95, 20–27. <https://doi.org/10.1016/j.envsci.2019.02.002>
- Pellens, N., Boelee, E., Veiga, J. M., Fleming, L. E., & Blauw, A. (2023). Innovative actions in oceans and human health for Europe. *Health Promotion International*, 38(4), daab203. <https://doi.org/10.1093/heapro/daab203>
- Perišić, M., Barceló, E., Dimic-Misic, K., Imani, M., & Spasojević Brkić, V. (2022). The Role of Bioeconomy in the Future Energy Scenario: A State-of-the-Art Review. *Sustainability*, 14(1), 560. <https://doi.org/10.3390/su14010560>



- Petrovan, S. O., Dixie, J., Yapp, E., & Wheeler, P. M. (2017a). Bioenergy crops and farmland biodiversity: Benefits and limitations are scale-dependant for a declining mammal, the brown hare. *European Journal of Wildlife Research*, *63*(3), 49. <https://doi.org/10.1007/s10344-017-1106-5>
- Petrovan, S. O., Dixie, J., Yapp, E., & Wheeler, P. M. (2017b). Bioenergy crops and farmland biodiversity: Benefits and limitations are scale-dependant for a declining mammal, the brown hare. *European Journal of Wildlife Research*, *63*(3), 49. <https://doi.org/10.1007/s10344-017-1106-5>
- Petzold, R., Butler-Manning, D., Feldwisch, N., Glaser, T., Schmidt, P., Denner, M., & Feger, K. (2014). Linking biomass production in short rotation coppice with soil protection and nature conservation. *iForest - Biogeosciences and Forestry*, *7*(6), 353–362. <https://doi.org/10.3832/ifor1168-007>
- Peyton, J., Martinou, A. F., Pescott, O. L., Demetriou, M., Adriaens, T., Arianoutsou, M., Bazos, I., Bean, C. W., Booy, O., Botham, M., Britton, J. R., Cervia, J. L., Charilaou, P., Chartosia, N., Dean, H. J., Delipetrou, P., Dimitriou, A. C., Dörflinger, G., Fawcett, J., ... Roy, H. E. (2019). Horizon scanning for invasive alien species with the potential to threaten biodiversity and human health on a Mediterranean island. *Biological Invasions*, *21*(6), 2107–2125. <https://doi.org/10.1007/s10530-019-01961-7>
- Pichler, P.-P., Jaccard, I. S., Weisz, U., & Weisz, H. (2019). International comparison of health care carbon footprints. *Environmental Research Letters*, *14*(6), 064004. <https://doi.org/10.1088/1748-9326/ab19e1>
- Pittock, J. (2011). National Climate Change Policies and Sustainable Water Management: Conflicts and Synergies. *Ecology and Society*, *16*(2), art25. <https://doi.org/10.5751/ES-04037-160225>
- Pullens, J. W. M., Sottocornola, M., Kiely, G., Gianelle, D., & Rigon, R. (2018). Assessment of the water and energy budget in a peatland catchment of the Alps using the process based GEOtop hydrological model. *Journal of Hydrology*, *563*, 195–210. <https://doi.org/10.1016/j.jhydrol.2018.05.041>
- Puodziukas, V., Svarpliene, A., & Braga, A. (2016). Measures for Sustainable Development of Road Network. *Transportation Research Procedia*, *14*, 965–972. <https://doi.org/10.1016/j.trpro.2016.05.076>
- Quave, C. L., & Pieroni, A. (2015). A reservoir of ethnobotanical knowledge informs resilient food security and health strategies in the Balkans. *Nature Plants*, *1*(2), 14021. <https://doi.org/10.1038/nplants.2014.21>
- Raymond, S., Spencer, M., Chadwick, E. A., Madden, J. R., & Perkins, S. E. (2023). The impact of the COVID -19 lockdowns on wildlife–vehicle collisions in the UK. *Journal of Animal Ecology*, *92*(6), 1244–1255. <https://doi.org/10.1111/1365-2656.13913>
- Ricart, S., & Rico-Amorós, A. M. (2022). Can agriculture and conservation be compatible in a coastal wetland? Balancing stakeholders' narratives and interactions in the management of El Hondo Natural Park, Spain. *Agriculture and Human Values*, *39*(2), 589–604. <https://doi.org/10.1007/s10460-021-10271-5>
- Ridjan, I., Mathiesen, B. V., & Connolly, D. (2014). Synthetic fuel production costs by means of solid oxide electrolysis cells. *Energy*, *76*, 104–113. <https://doi.org/10.1016/j.energy.2014.04.002>
- Román, A., García De Jalón, D., & Alonso, C. (2019). Could future electric vehicle energy storage be used for hydropeaking mitigation? An eight-country viability analysis. *Resources, Conservation and Recycling*, *149*, 760–777. <https://doi.org/10.1016/j.resconrec.2019.04.032>

- Romanello, M., Di Napoli, C., Drummond, P., Green, C., Kennard, H., Lampard, P., Scamman, D., Arnell, N., Ayeb-Karlsson, S., Ford, L. B., Belesova, K., Bowen, K., Cai, W., Callaghan, M., Campbell-Lendrum, D., Chambers, J., Van Daalen, K. R., Dalin, C., Dasandi, N., ... Costello, A. (2022). The 2022 report of the Lancet Countdown on health and climate change: Health at the mercy of fossil fuels. *The Lancet*, *400*(10363), 1619–1654. [https://doi.org/10.1016/S0140-6736\(22\)01540-9](https://doi.org/10.1016/S0140-6736(22)01540-9)
- Roslund, M. I., Puhakka, R., Grönroos, M., Nurminen, N., Oikarinen, S., Gazali, A. M., Cinek, O., Kramná, L., Siter, N., Vari, H. K., Soininen, L., Parajuli, A., Rajaniemi, J., Kinnunen, T., Laitinen, O. H., Hyöty, H., Sinkkonen, A., & ADELE research group. (2020). Biodiversity intervention enhances immune regulation and health-associated commensal microbiota among daycare children. *Science Advances*, *6*(42), eaba2578. <https://doi.org/10.1126/sciadv.aba2578>
- Roslund, M. I., Puhakka, R., Nurminen, N., Oikarinen, S., Siter, N., Grönroos, M., Cinek, O., Kramná, L., Jumpponen, A., Laitinen, O. H., Rajaniemi, J., Hyöty, H., Sinkkonen, A., Cerrone, D., Grönroos, M., Hui, N., Mäkelä, I., Nurminen, N., Oikarinen, S., ... Sinkkonen, A. (2021). Long-term biodiversity intervention shapes health-associated commensal microbiota among urban day-care children. *Environment International*, *157*, 106811. <https://doi.org/10.1016/j.envint.2021.106811>
- Rupcic, L., Pierrat, E., Saavedra-Rubio, K., Thonemann, N., Ogugua, C., & Laurent, A. (2023). Environmental impacts in the civil aviation sector: Current state and guidance. *Transportation Research Part D: Transport and Environment*, *119*, 103717. <https://doi.org/10.1016/j.trd.2023.103717>
- Sacchelli, S., De Meo, I., & Paletto, A. (2013). Bioenergy production and forest multifunctionality: A trade-off analysis using multiscale GIS model in a case study in Italy. *Applied Energy*, *104*, 10–20. <https://doi.org/10.1016/j.apenergy.2012.11.038>
- Salemdeeb, R., Zu Ermgassen, E. K. H. J., Kim, M. H., Balmford, A., & Al-Tabbaa, A. (2017). Environmental and health impacts of using food waste as animal feed: A comparative analysis of food waste management options. *Journal of Cleaner Production*, *140*, 871–880. <https://doi.org/10.1016/j.jclepro.2016.05.049>
- Santangeli, A., Di Minin, E., Toivonen, T., Pogson, M., Hastings, A., Smith, P., & Moilanen, A. (2016). Synergies and trade-offs between renewable energy expansion and biodiversity conservation – a cross-national multifactor analysis. *GCB Bioenergy*, *8*(6), 1191–1200. <https://doi.org/10.1111/gcbb.12337>
- Santos, M. J., & Dekker, S. C. (2020). Locked-in and living delta pathways in the Anthropocene. *Scientific Reports*, *10*(1), 19598. <https://doi.org/10.1038/s41598-020-76304-x>
- Scartazza, A., Mancini, M. L., Proietti, S., Moscatello, S., Mattioni, C., Costantini, F., Di Baccio, D., Villani, F., & Massacci, A. (2020). Caring local biodiversity in a healing garden: Therapeutic benefits in young subjects with autism. *Urban Forestry & Urban Greening*, *47*, 126511. <https://doi.org/10.1016/j.ufug.2019.126511>
- Scholz, C., & Voigt, C. C. (2022). Diet analysis of bats killed at wind turbines suggests large-scale losses of trophic interactions. *Conservation Science and Practice*, *4*(7), e12744. <https://doi.org/10.1111/csp2.12744>
- Schulze, E.-D. (2006). Biological control of the terrestrial carbon sink. *Biogeosciences*, *3*(2), 147–166. <https://doi.org/10.5194/bg-3-147-2006>
- Selway, C. A., Mills, J. G., Weinstein, P., Skelly, C., Yadav, S., Lowe, A., Breed, M. F., & Weyrich, L. S. (2020). Transfer of environmental microbes to the skin and respiratory tract of humans after urban green space exposure. *Environment International*, *145*, 106084. <https://doi.org/10.1016/j.envint.2020.106084>

- Seppänen, A.-V., & Or, Z. (2023). *The environmental sustainability of health care systems: A literature review on the environmental footprint of health care systems and interventions aiming to reduce it towards a framework for action for France*. Institut de recherche et documentation en économie de la santé.
- Serpetti, N., Benjamins, S., Brain, S., Collu, M., Harvey, B. J., Heymans, J. J., Hughes, A. D., Risch, D., Rosinski, S., Waggitt, J. J., & Wilson, B. (2021). Modeling Small Scale Impacts of Multi-Purpose Platforms: An Ecosystem Approach. *Frontiers in Marine Science*, *8*, 694013. <https://doi.org/10.3389/fmars.2021.694013>
- Šigutová, H., Pyszko, P., Valušák, J., & Dolný, A. (2022). Highway stormwater ponds as islands of Odonata diversity in an agricultural landscape. *Science of The Total Environment*, *837*, 155774. <https://doi.org/10.1016/j.scitotenv.2022.155774>
- Simkins, A. T., Beresford, A. E., Buchanan, G. M., Crowe, O., Elliott, W., Izquierdo, P., Patterson, D. J., & Butchart, S. H. M. (2023). A global assessment of the prevalence of current and potential future infrastructure in Key Biodiversity Areas. *Biological Conservation*, *281*, 109953. <https://doi.org/10.1016/j.biocon.2023.109953>
- Sovacool, B. K., Kim, J., & Yang, M. (2021). The hidden costs of energy and mobility: A global meta-analysis and research synthesis of electricity and transport externalities. *Energy Research & Social Science*, *72*, 101885. <https://doi.org/10.1016/j.erss.2020.101885>
- Sula, E., Aliko, V., Barceló, D., & Faggio, C. (2020). Combined effects of moderate hypoxia, pesticides and PCBs upon crucian carp fish, *Carassius carassius*, from a freshwater lake- in situ ecophysiological approach. *Aquatic Toxicology*, *228*, 105644. <https://doi.org/10.1016/j.aquatox.2020.105644>
- Sun, Z., Brittain, J. E., Sokolova, E., Thygesen, H., Saltveit, S. J., Rauch, S., & Meland, S. (2018). Aquatic biodiversity in sedimentation ponds receiving road runoff – What are the key drivers? *Science of The Total Environment*, *610–611*, 1527–1535. <https://doi.org/10.1016/j.scitotenv.2017.06.080>
- Sun, Z., Sokolova, E., Brittain, J. E., Saltveit, S. J., Rauch, S., & Meland, S. (2019). Impact of environmental factors on aquatic biodiversity in roadside stormwater ponds. *Scientific Reports*, *9*(1), 5994. <https://doi.org/10.1038/s41598-019-42497-z>
- Sutherland, L.-A., Peter, S., & Zagata, L. (2015a). Conceptualising multi-regime interactions: The role of the agriculture sector in renewable energy transitions. *Research Policy*, *44*(8), 1543–1554. <https://doi.org/10.1016/j.respol.2015.05.013>
- Sutherland, L.-A., Peter, S., & Zagata, L. (2015b). Conceptualising multi-regime interactions: The role of the agriculture sector in renewable energy transitions. *Research Policy*, *44*(8), 1543–1554. <https://doi.org/10.1016/j.respol.2015.05.013>
- Takaes Santos, I. (2020). Confronting governance challenges of the resource nexus through reflexivity: A cross-case comparison of biofuels policies in Germany and Brazil. *Energy Research & Social Science*, *65*, 101464. <https://doi.org/10.1016/j.erss.2020.101464>
- Thornhill, I., Hill, M. J., Castro-Castellon, A., Gurung, H., Hobbs, S., Pineda-Vazquez, M., Gómez-Osorio, M. T., Hernández-Avilés, J. S., Novo, P., Mesa-Jurado, A., & Calderon-Contreras, R. (2022). Blue-space availability, environmental quality and amenity use across contrasting socioeconomic contexts. *Applied Geography*, *144*, 102716. <https://doi.org/10.1016/j.apgeog.2022.102716>
- Toffolo, C., Gentili, R., Banfi, E., Montagnani, C., Caronni, S., Citterio, S., & Galasso, G. (2021). Urban plant assemblages by land use type in Milan: Floristic, ecological and functional diversities

- and refugium role of railway areas. *Urban Forestry & Urban Greening*, 62, 127175. <https://doi.org/10.1016/j.ufug.2021.127175>
- Tsonkova, P., Böhm, C., Quinkenstein, A., & Freese, D. (2012). Ecological benefits provided by alley cropping systems for production of woody biomass in the temperate region: A review. *Agroforestry Systems*, 85(1), 133–152. <https://doi.org/10.1007/s10457-012-9494-8>
- Vitale, V., Martin, L., White, M. P., Elliott, L. R., Wyles, K. J., Browning, M. H. E. M., Pahl, S., Stehl, P., Bell, S., Bratman, G. N., Gascon, M., Grellier, J., Lima, M. L., Löhmus, M., Nieuwenhuijsen, M., Ojala, A., Taylor, J., Van Den Bosch, M., Weinstein, N., & Fleming, L. E. (2022). Mechanisms underlying childhood exposure to blue spaces and adult subjective well-being: An 18-country analysis. *Journal of Environmental Psychology*, 84, 101876. <https://doi.org/10.1016/j.jenvp.2022.101876>
- Voortman, B. R., Bartholomeus, R. P., Van Der Zee, S. E. A. T. M., Bierkens, M. F. P., & Witte, J. P. M. (2015). Quantifying energy and water fluxes in dry dune ecosystems of the Netherlands. *Hydrology and Earth System Sciences*, 19(9), 3787–3805. <https://doi.org/10.5194/hess-19-3787-2015>
- Wagner, D. L. (2020). Insect Declines in the Anthropocene. *Annual Review of Entomology*, 65(1), 457–480. <https://doi.org/10.1146/annurev-ento-011019-025151>
- Weerakkody, U., Dover, J. W., Mitchell, P., & Reiling, K. (2017). Particulate matter pollution capture by leaves of seventeen living wall species with special reference to rail-traffic at a metropolitan station. *Urban Forestry & Urban Greening*, 27, 173–186. <https://doi.org/10.1016/j.ufug.2017.07.005>
- Wessel, W. W., Tietema, A., Beier, C., Emmett, B. A., Peñuelas, J., & Riis-Nielsen, T. (2004). A Qualitative Ecosystem Assessment for Different Shrublands in Western Europe under Impact of Climate Change. *Ecosystems*, 7(6), 662–671. <https://doi.org/10.1007/s10021-004-0219-3>
- Westekemper, K., Tiesmeyer, A., Steyer, K., Nowak, C., Signer, J., & Balkenhol, N. (2021). Do all roads lead to resistance? State road density is the main impediment to gene flow in a flagship species inhabiting a severely fragmented anthropogenic landscape. *Ecology and Evolution*, 11(13), 8528–8541. <https://doi.org/10.1002/ece3.7635>
- Westhoek, H., Lesschen, J. P., Rood, T., Wagner, S., De Marco, A., Murphy-Bokern, D., Leip, A., Van Grinsven, H., Sutton, M. A., & Oenema, O. (2014). Food choices, health and environment: Effects of cutting Europe's meat and dairy intake. *Global Environmental Change*, 26, 196–205. <https://doi.org/10.1016/j.gloenvcha.2014.02.004>
- White, M. P., Elliott, L. R., Gascon, M., Roberts, B., & Fleming, L. E. (2020). Blue space, health and well-being: A narrative overview and synthesis of potential benefits. *Environmental Research*, 191, 110169. <https://doi.org/10.1016/j.envres.2020.110169>
- Whitmee, S., Haines, A., Beyrer, C., Boltz, F., Capon, A. G., De Souza Dias, B. F., Ezeh, A., Frumkin, H., Gong, P., Head, P., Horton, R., Mace, G. M., Marten, R., Myers, S. S., Nishtar, S., Osofsky, S. A., Pattanayak, S. K., Pongsiri, M. J., Romanelli, C., ... Yach, D. (2015). Safeguarding human health in the Anthropocene epoch: Report of The Rockefeller Foundation–Lancet Commission on planetary health. *The Lancet*, 386(10007), 1973–2028. [https://doi.org/10.1016/S0140-6736\(15\)60901-1](https://doi.org/10.1016/S0140-6736(15)60901-1)
- Wilkinson, P., Smith, K. R., Joffe, M., & Haines, A. (2007). A global perspective on energy: Health effects and injustices. *The Lancet*, 370(9591), 965–978. [https://doi.org/10.1016/S0140-6736\(07\)61252-5](https://doi.org/10.1016/S0140-6736(07)61252-5)
- Wright, A. J., de Kroon, H., Visser, E. J. W., Buchmann, T., Ebeling, A., Eisenhauer, N., Fischer, C., Hildebrandt, A., Ravenek, J., Roscher, C., Weigelt, A., Weisser, W., Voisenek, L. A. C. J., &

- Mommer, L. (2017). Plants are less negatively affected by flooding when growing in species-rich plant communities. *New Phytologist*, 213(2), 645–656. <https://doi.org/10.1111/nph.14185>
- Wright, R. F., Couture, R.-M., Christiansen, A. B., Guerrero, J.-L., Kaste, Ø., & Barlaup, B. T. (2017). Effects of multiple stresses hydropower, acid deposition and climate change on water chemistry and salmon populations in the River Otra, Norway. *Science of The Total Environment*, 574, 128–138. <https://doi.org/10.1016/j.scitotenv.2016.09.044>
- Yannic, G., Helfer, V., Sermier, R., Schmidt, B. R., & Fumagalli, L. (2021). Fine scale genetic structure in fire salamanders (*Salamandra salamandra*) along a rural-to-urban gradient. *Conservation Genetics*, 22(2), 275–292. <https://doi.org/10.1007/s10592-021-01335-4>
- Yoshida, Y., Lee, H. S., Trung, B. H., Tran, H.-D., Lall, M. K., Kakar, K., & Xuan, T. D. (2020). Impacts of Mainstream Hydropower Dams on Fisheries and Agriculture in Lower Mekong Basin. *Sustainability*, 12(6), 2408. <https://doi.org/10.3390/su12062408>
- Zhang, D., Wu, L., Huang, S., Zhang, Z., Ahmad, F., Zhang, G., Shi, N., & Xu, H. (2021). Ecology and environment of the Belt and Road under global climate change: A systematic review of spatial patterns, cost efficiency, and ecological footprints. *Ecological Indicators*, 131, 108237. <https://doi.org/10.1016/j.ecolind.2021.108237>
- Zijlema, W. L., Avila-Palencia, I., Triguero-Mas, M., Gidlow, C., Maas, J., Kruize, H., Andrusaityte, S., Grazuleviciene, R., & Nieuwenhuijsen, M. J. (2018). Active commuting through natural environments is associated with better mental health: Results from the PHENOTYPE project. *Environment International*, 121, 721–727. <https://doi.org/10.1016/j.envint.2018.10.002>
- Zorić, M., Farkić, J., Kebert, M., Mladenović, E., Karaklić, D., Isailović, G., & Orlović, S. (2022). Developing Forest Therapy Programmes Based on the Health Benefits of Terpenes in Dominant Tree Species in Tara National Park (Serbia). *International Journal of Environmental Research and Public Health*, 19(9), 5504. <https://doi.org/10.3390/ijerph19095504>