

## **“Enriching Lives within Sedimentary Geology”: Evaluating SEPM’s Role in Diversity, Equity, and Inclusion**

Anjali M. Fernandes<sup>1</sup>, Antoinette Abeyta<sup>2</sup>, Robert C. Mahon<sup>3</sup>, Rowan Martindale<sup>4</sup>, Kristin D. Bergmann<sup>5</sup>, Christopher Jackson<sup>6</sup>, Theodore M. Present<sup>7</sup>, Travis Swanson<sup>8</sup>, Darryl Reano<sup>9</sup>, Kristina Butler<sup>4</sup>, Sarah Brisson<sup>10</sup>, Cari Johnson<sup>11</sup>, David Mohrig<sup>4</sup>

<sup>1</sup> Department of Geosciences, Denison University, 100 West College Street, Granville, Ohio 43023, U.S.A.

<sup>2</sup> Math and Science Division, University of New Mexico-Gallup, 705 Gurley Ave, Gallup, NM, 87301, USA

<sup>3</sup> Department of Earth and Environmental Sciences, University of New Orleans, 2000 Lakeshore Dr., New Orleans, LA 70148, U.S.A.

<sup>4</sup> Department of Geological Sciences, Jackson School of Geosciences, University of Texas at Austin, 2305 Speedway, Stop C1160, Austin, TX 78712, U.S.A.

<sup>5</sup> Department of Earth, Atmospheric and Planetary Sciences, Massachusetts Institute of Technology, Cambridge, MA 02139, U. S. A.

<sup>6</sup> Imperial College London, Department of Earth Science and Engineering, South Kensington Campus London SW7 2AZ, UK

<sup>7</sup> California Institute of Technology, Division of Geological & Planetary Science, Pasadena, CA 91125, USA

<sup>8</sup> Georgia Southern University, Department of Geology and Geography, Statesboro, GA, P.O. Box 8149

<sup>9</sup> Florida International University, STEM Transformation Institute, 11200 SW 8th Street, VH 183, Miami, FL 33199, USA

<sup>10</sup> University of Connecticut, Department of Geosciences, 354 Mansfield Road - Unit 1045, Storrs, CT 06269, USA

<sup>11</sup> Department of Geology and Geophysics, University of Utah, Salt Lake City, UT 84112

Corresponding author: Dr. Anjali M. Fernandes (fernandesa@denison.edu)

### **Abstract**

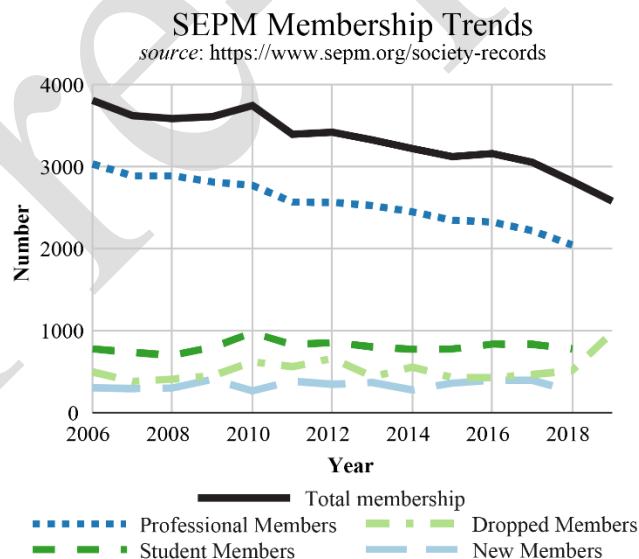
**Innovative science benefits from diversity of thought and influence at all waypoints along the scientific journey, from early education to career-length contributions in research and mentorship. Scientific societies, like the Society for Sedimentary Geology (SEPM), steward their innovators and the direction of the science, thereby defining the societal impact and legacy of a discipline. They are uniquely positioned to promote the representation and success of all scientists, including those from minoritized groups or populations, through proactive advocacy, and inclusive mentorship, awards, and leadership. We introspectively review available records of SEPM, to identify areas for growth and begin a dialogue about how the society and its members can work together to better reflect our community. In the last decade, SEPM has seen a decline in membership, while representation and recognition of members from underrepresented groups has remained low. Awards and honors have overwhelmingly gone to men, even in the last ten years, and very few women or people of color are in leadership roles. We provide recommendations for swift actions that SEPM and its members should undertake for the society to become a diverse, inclusive, and equitable environment where all scientists thrive. The systemic changes needed will take continuous effort, which *must be shared by all of us*, to build an enduring legacy that we can all be proud of.**

## Introduction

The mission of the Society for Sedimentary Geology (SEPM) is to enrich the lives of professionals and students within sedimentary geology. Amidst the swell of voices speaking out against discrimination in Science, Technology, Engineering and Mathematics (STEM), and the resultant loss of valuable, diverse talent at all career stages (Bernard & Cooperdock, 2018; Calma, 2020; Campbell, 2019; Dutt, 2019; Nature Editorial, 2020; Subbaraman, 2020), it is time for SEPM to assess whose lives the society is truly enriching. What is SEPM doing to increase diversity, equity, and inclusion (DEI) in sedimentary geology? Do all scientists who share a love for sediment and the sedimentary record feel an *equal* sense of belonging within our scientific society? Are the achievements and contributions of all scientists, irrespective of their socio-economic class, race, disability status or gender (for example), being fairly recognized?

Scientists' contributions are customarily measured by their record of publications, service, mentorship, and awards; likewise, a measure of a scientific society's relevance lies in its record of scientists represented in publications, leadership, membership, and award history. We review a few key SEPM records to identify areas for improvement. Whereas we would ideally synthesize these records to include self-reported gender, racial, ethnic, LGBTQ+, disability, and other legally protected statuses, such data are unavailable. Results reported below, assembled through personal knowledge, website information and personal pronouns used, are the authors' best approximation of demographic trends in SEPM. We recognize imperfections inherent in this approach (Blevins & Mullen, 2015; Harris, 2013; Quihuiz, 2011); it does not represent the true spectrum of diversity, e.g., non-binary gender, biracial, ethnic, and intersectional identities are not delineated. Nevertheless, this information serves as a starting point to identify areas where change is needed and highlights the need to collect and track self-reported, anonymous demographic data.

## Membership



**Figure 1: SEPM membership is decreasing, a trend primarily associated with declining professional membership. Dropped, new, and student memberships show a flat decadal trajectory; the number of dropped memberships remain consistently larger than new memberships. This suggests that SEPM is failing to recruit or retain recent graduates at a rate matching dropped professional memberships.**

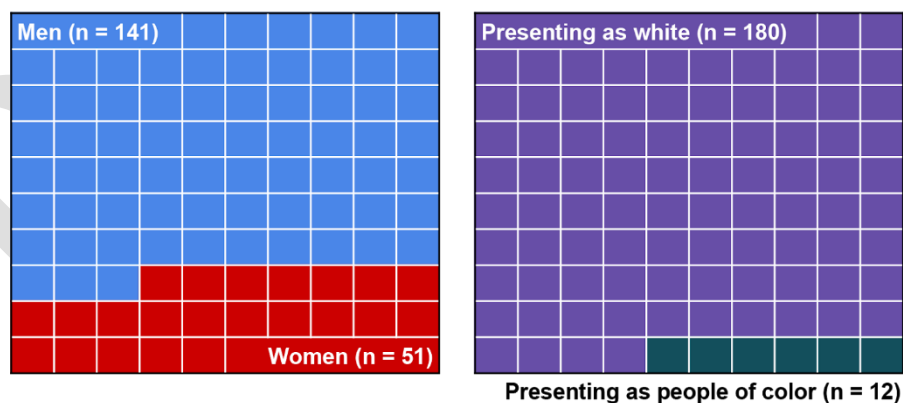
SEPM is experiencing decreasing membership (Fig. 1). It is unclear what drives membership attrition, and additional data is needed to uncover the impetus behind the decline in SEPM professional memberships. Collected data are currently limited to gender (only binary options) and career stage, whereas data on race, ethnicity, LGBTQ+, and disability status have never been collected. Anonymous collection and transparent reporting of demographic information of the SEPM membership must be prioritized. The number of scientists from under-represented minorities (URM) in STEM who are joining, remaining with, or leaving SEPM are currently unconstrained. Career stages of professional members, not currently reported through society records, could provide insight into this trend.

Per [the membership registration portal](#) and the [society bylaws](#), to acquire voting membership, an applicant must (1) provide two references from existing members, and (2) have 3 years of experience beyond their bachelors' degree. Dues for voting and non-voting members are the same; the difference lies in applicants' professional networks. To first-generation scholars, scientists from developing nations, students or scientists not affiliated with top-tier research schools, and anyone without a large network of colleagues, requiring references can be a barrier to participation (Dutt et al., 2016; Madera et al., 2009; Ward et al., 2018). Scientists will be unlikely to invest in a society where they cannot influence decisions. By contrast, the American Geophysical Union, a thriving scientific society, opens voting to *all* members, including students. Furthermore, membership dues for recent graduates and scientists at under-funded institutions could be reduced from current rates or subsidized by donors. Proactive recruitment of URM students at SEPM booths at minority-focused conferences and partnerships with organizations like the Geoscience Alliance would help diversify membership.

## Leadership

### SEPM Leadership Council

source: <https://www.sepm.org/society-records>



**Figure 2: Demographics of SEPM Leadership councils from 2007 to 2019.**

For decades, the phrase “representation matters” has echoed where the decisions made impact communities (Powell, 2018). Per society records, 141 (73%) of 192 seats on the SEPM leadership council from 2007 to 2019 were occupied by men and 51 (27%) were occupied by women (Fig. 2); the ratio of men to women in different years ranged from 1.5 to 6. White-presenting members held 180 (94%) of the council

seats and 12 (6%) seats were held by members presenting as people of color; to our knowledge, a seat on the council has rarely, if ever, been held by an LGBTQ+, Indigenous, Latinx, or Black scientist. We recommend that scientists with diverse identities are proactively recruited into SEPM leadership positions and that leadership opportunities for both students and professionals are expanded. Ensuring that all leadership positions (e.g.: councils, committees, editorial boards) are framed in context of diversity, equity, and inclusion is essential for the future of this society. All leadership teams must be educated about issues that limit equity and demonstrate a commitment to removing bias from decision-making that affects SEPM and its members. All humans come with biases; the only way to eliminate bias is to ensure that a range of perspectives are incorporated into the decision-making process *at every table*.

### **Society Publications**

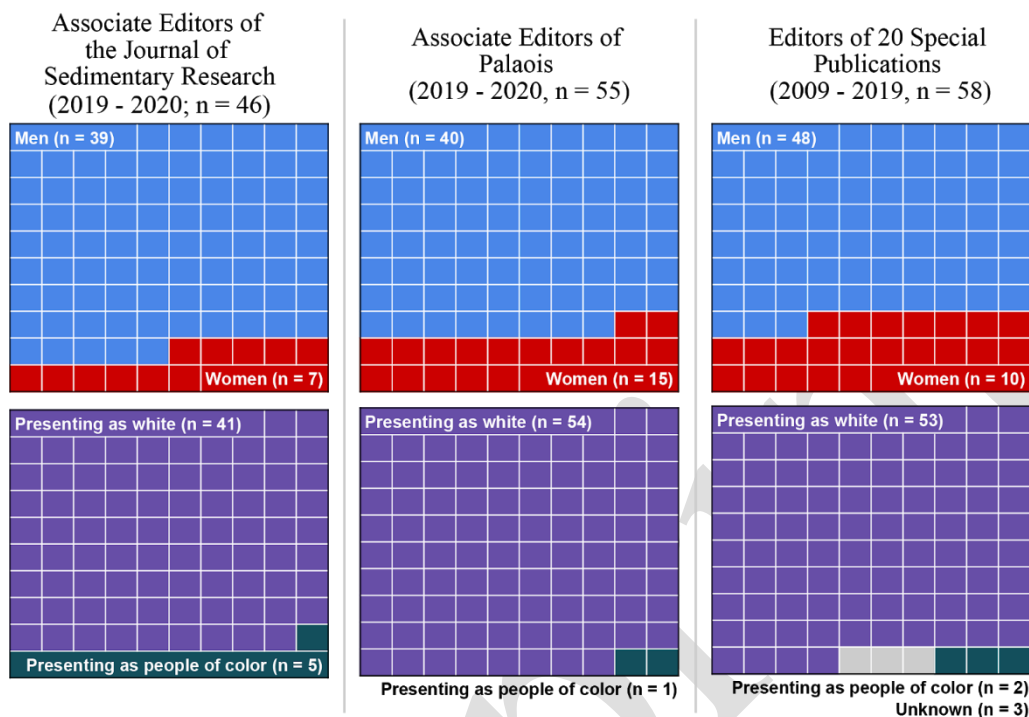
Diversity promotes innovation from hypothesis formulation through peer review and publication (Hofstra et al., 2020; Powell, 2018). Personal identity impacts how we engage with our science (Apple et al., 2014; Semken, 2005; Unsworth et al., 2012; Smythe, et al., 2020); how we approach a problem, and what we value, study, and write (Núñez et al., 2020; Ward et al., 2018). It influences how we select reviewers (Ross, 2017), how we review (Kaatz et al., 2014; Sordi & Meireles, 2019), and ultimately what makes its way through to publication (Chawla, 2019; Pico et al., n.d.). Diversity in the peer review and publishing process can help to eliminate bias (Fox & Paine, 2019).

SEPM's editorial teams are not diverse (Fig. 3). The team of 46 associate editors for the Journal of Sedimentary Research currently includes 39 (85%) men and 7 (15%) women; of these, 41 (89%) associate editors present as white and 5 (11%) present as scientists of color. The *PALAOIS* team of 55 associate editors includes 40 (73%) men and 15 (27%) women; 54 (98%) of the team present as white and 1 (2%) presents as a scientist of color. Of the 58 editors of 20 SEPM special publications from 2009 - 2019, 48 (83%) were men and 10 (17%) were women; 53 (91%) editors present as white, 2 (3%) present as scientists of color. SEPM must take aggressive steps to include diverse identities in its editorial process to ensure equitable publication standards. Existing leadership must stay informed of and vigilant to sources of potential bias in editorial processes.

Double blind peer-review is a mechanism for eliminating bias, by reducing opportunities for nepotism (Cox & Montgomerie, 2019; Sordi & Meireles, 2019) and increasing submissions from female first authors (Budden et al., 2008; Pico et al., in review). Tomkins et al., 2017, showed that single-blind reviewing, which is what SEPM currently offers, significantly advantaged papers by well-established or "famous" authors relative to the same papers when reviewed double-blind. Alternatively, open reviewing can eliminate potential bias, as the reviews are published alongside the manuscript (e.g., Earth Surface Dynamics).

## SEPM Editorial Boards

source: <https://www.sepm.org/AE-Board>



**Figure 3: Recent demographics of editors on the two society journals, the *Journal of Sedimentary Research* and *PALAOIS* in 2020, and *SEPM Special Publications* published between 2009 and 2019.**

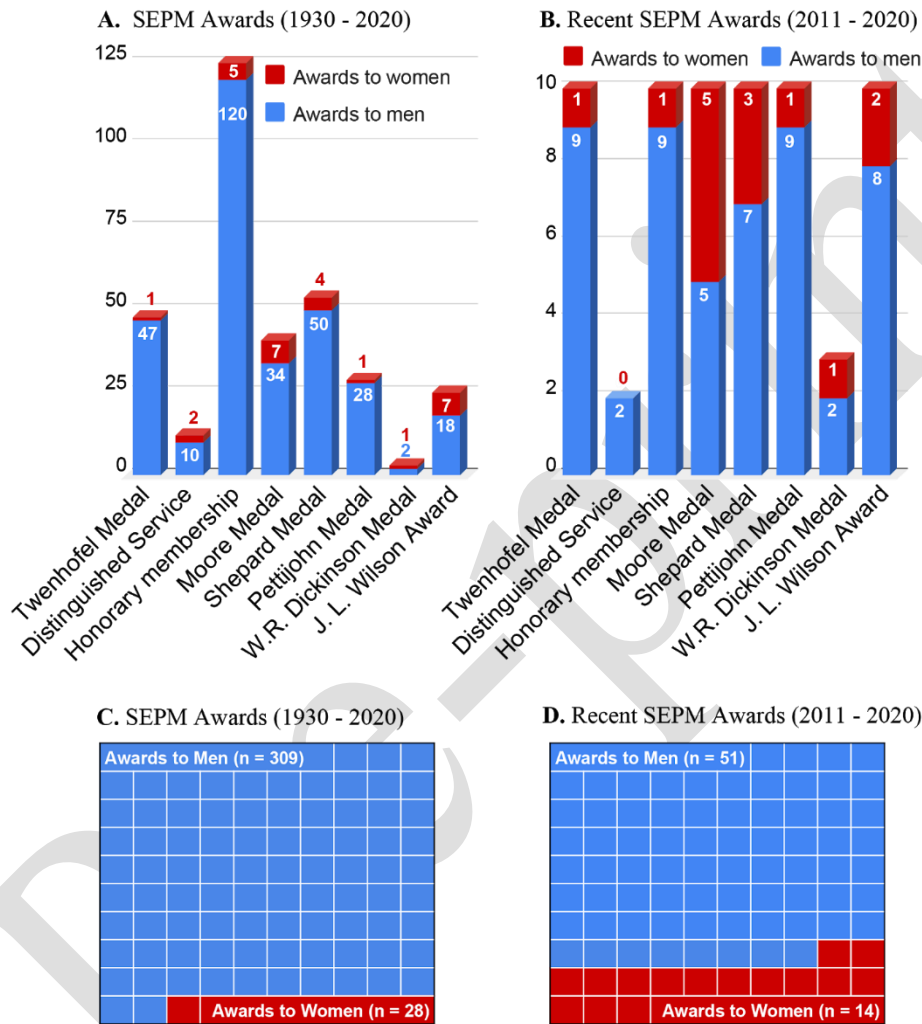
Negative but fundamentally unhelpful reviews, lengthy review timelines, and rejections can create barriers to publishing. They slow the trajectory of early-career scientists, damp innovation, and can ultimately drive scholars out of STEM. We urge SEPM journals to consider prioritizing a mentoring approach over negative and unconstructive critique, for papers that are first authored by students and early career scientists. Minimizing barriers to publishing is particularly important now, given the sudden decline in female author submissions during the COVID-19 pandemic (Times Higher Education, 2020; Myers et al., 2020).

### Awards

SEPM awards eight distinct honors annually; all named awards honor white, male scientists. Of 337 awards since 1930, 309 (92%) awards recognized men and 28 (8%) recognized women (Fig. 4A, C). Gender ratios of awards in the last decade (2011-2020) improved slightly (Fig. 4 B, D); of 65 awards, 51 (78%) went to men and 14 (22%) went to women. Half of all awards to women were in the last 10 years. The Moore Medal is the only award with equal gender representation. Only 2 of 10 James Lee Wilson Awards to young scientists went to women, even though this is the demographic where female professional scientists are best represented (Bernard & Cooperdock, 2018). This review is not exhaustive; we encourage our readers to review [the list of past award-winners](#) form their own assessment of racial and ethnic diversity.

SEPM's future will be dictated by how and if we choose to remove explicit and implicit bias from our definition and recognition of outstanding contributions to our community. Inspecting the sources of bias in these award outcomes is an essential first step. Fully recognizing talent and contributions of members

who are not white and male is essential, if SEPM is to remain professionally relevant. Scientists' contributions to our discipline are not limited to their research but include committed mentoring, community service, and outreach; the required content of nomination and supporting letters should be changed to reflect that. Our awards nomination criteria ought to recognize the positive impacts made by individuals or teams on the field of sedimentary geology, especially from marginalized groups or scientists outside of the U.S.



source: <https://www.sepm.org/Past-Winners>

**Figure 4: Gender breakdown in awards recipients, including all award categories (A), award categories from the last ten years (B), all awards (C), and all awards for the past ten years (D). Note the order-of-magnitude differences in gender representation in some categories.**

Requiring gender, racial, and ethnic representation on awards committees is a good start, and including URM students in committees could help relieve the service load on early- and mid-career URM scientists (Gewin, 2020). It is critical that we work together to ensure that URM scientists are nominated

for awards (Hofstra et al., 2020). To bear out the value of a scientist's contributions as scholar *and* mentor, diversity among letter writers in terms of gender, race, ethnicity, and career-level should be viewed just as significant as letter content. SEPM could ensure that nomination letters include the demographics of nominees' mentees and their post-graduate successes. SEPM has adopted the practice of requesting "Professional conduct self-disclosure forms" for all nominees, but more must be done to ensure the top candidates for awards have been above reproach in all aspects of their professional lives over their entire career. We recommend top nominees are vetted by cross-checking code of conduct reports with other scientific and/or professional societies, and contacting Title IX offices of institutions or employers (Wadman, 2017).

Scientists at all career levels often treat junior colleagues with far less respect than they do their peers or senior scientists. Members of one or more marginalized group(s) (Charleston et al., 2014; Crenshaw, 1990; Muhs et al., 2012) are particularly vulnerable to bullying, harassment, discrimination, and abuse (Geocognition, 2019). For example, the work-place experience of a female scientist of color might be drastically different from that of her white male or female colleagues (Muhs et al., 2012; NASEM, 2018; Sharon & Cheney, 2020; Skachkova, 2007). It can take scientists years to recover from bullying and to get their careers on back track, if they do not choose to leave their field of study entirely (Goodboy et al., 2015; Martin et al., 2015; NASEM, 2018; Poole, 2016; Twale & De Luca, 2008). By implementing the measures outlined above, SEPM will set the highest standard of ethical professional conduct for its members and ensure that its most vulnerable members know their welfare and long-term success are valued as highly as the research contributions of senior colleagues.

### **Conferences, Workshops, and Field Trips**

Positive conference experiences play a key role in building community. Quality educational and social events for students are investments in the future of the discipline. Friendships forged, shared adventure, and trust developed at conferences or on field trips engenders a sense of belonging that can last for a lifetime, span disciplines, and nurture creativity. Conversely, exclusion, harassment and unsafe spaces can cause scientists to permanently disengage from the community. Emphasizing *inclusivity* at conferences, workshops, and field experiences will foster a culture in which future cohorts of diverse talent are encouraged to thrive; such events attract groups invested in supporting and retaining diverse talent. Invited and accepted speakers at conferences must include scientists with diverse identities (Ford et al., 2019). Need-based rebates on membership and conference registration for faculty and students at two year colleges, small graduate programs, and minority serving institutions will ensure broader participation of URM students and scientists, and create a diverse recruitment pool for institutions and companies present at these conferences.

Normalizing remote presentations promotes participation of scientists who find travel challenging, including immigrants, parents of young children, people who do not feel safe at a conference venue, and anyone with cultural or religious obligations or special needs which prohibit travel. In the wake of COVID19, when most of us have adapted rapidly to remote conferencing technology, this is a manageable goal. Even before COVID19, international travel was colored by uncertainty for immigrant or overseas-based scientists (Reardon, 2017a, 2017b). Potential delays in acquiring a visa can result in scientists choosing not to attend a conference. Scientists on work visas routinely avoid leaving the United States for fear of being barred from re-entry (Reardon, 2017b). U.S. work visas are usually valid for one to three years; while able to work in the U. S. with renewed paperwork, scientists must budget time (six weeks or more) and expense (e.g., consulate fees, travel, room and board) to acquire a visa sticker at a U.S. consulate

in order to re-enter the country after international travel. Faced with the possibility of endangering their current job by traveling internationally, most immigrant scientists choose not to travel. This can have measurable impacts on career trajectories (Kelsky, 2019; Morello & Reardon, 2017; Skachkova, 2007).

Field trips and fieldwork are an integral part of sedimentary geology, yet access to and comfort/safety associated with participation in field opportunities is not equal (Carabajal et al. 2017). A fundamental part of including junior scientists with diverse identities in field-based educational programs is recognizing that LGBTQ+, Black, Latinx, Indigenous, Asian, and Middle Eastern colleagues are less safe in many environments (Clancy et al., 2014, 2017; Nelson et al., 2017). Negative interpersonal dynamics during field experiences can be particularly consequential for URM scientists ((Clancy et al., 2014, 2017; Nelson et al., 2017)). To guard against negative experiences, we must raise awareness of differences in backgrounds and experiences, and potential hostile behaviors, bias, and discrimination. We must develop guidelines for respectful behavior, and use SEPM reporting and enforcement mechanisms put in place with the new [Code of Conduct](#). Field trip protocols must be designed to ensure all participants' safety and the [Code of Conduct](#) must be clearly shared and agreed to before fieldtrips begin (Gries, 2019; St. John et al., 2016; Williams et al., 2017). Furthermore, mitigating the financial burden of these experiences will break down a fundamental barrier to participation of students with diverse identities and backgrounds.

### **A Call to Action**

Throughout their careers, scientists who belong to racial, ethnic, LGBTQ+, and gender minorities are more likely to encounter negative and traumatic experiences than their majority-identifying colleagues (Clancy et al., 2017). URM scientists are disproportionately taking on the labor to enact meaningful change to the system, using time that could otherwise be directed towards innovation and career development (Di Roma Howley, 2020; Gewin, 2020; Jimenez et al., 2019). Often, URM scientists do this knowing that their careers, the stability of their personal lives, and the contributions of those who come after, hinge upon changing the system. ***They are doing this because they have no choice.***

Given the data presented here, SEPM can and must do better to remake this scientific society into one where every sediment and fossil loving scientist, regardless of identity can thrive. We envision a scientific society that reflects, supports, and increases the diversity of our field, and that recognizes that diverse identities are the scaffold of innovative science (Hofstra et al., 2020). Membership in this society should immediately mark every scientist as part of a forward-thinking group of individuals eager to use their skills and knowledge in service of Earth's most urgent problems and invest in the foundational research and education initiatives that build capacity for future generations and the problems they must solve. We want educators to be eager to bring students from all backgrounds, especially their URM students, to conferences and educational programs organized by SEPM, knowing their students are physically safe and protected from discrimination, harassment, and exclusion, and that their ideas and identities are valued in these spaces. We envision an SEPM where ***all scientists*** make room for historically silenced perspectives, and ***share the workload*** required for system-wide change.

SEPM has recently implemented a [Code of Professional Conduct](#) and created channels for investigation of code violations; but more work is needed. Professional societies can be transformative in creating equitable work environments and mitigating cultural injustices (NASEM, 2018). We provide evidence-based, actionable recommendations to improve recruitment, retention, and advancement of URM scientists within SEPM and sedimentary geology:



1. Establish a continuous, anonymous, annual survey of SEPM member demographics, including new and dropped memberships. Understanding who feels they belong to this society and who does not must be prioritized in order to quantify our status with respect to inclusion.
2. Ensure that all members, including students, have voting rights.
3. Ensure that the recently written [SEPM professional code of conduct](#) is agreed to by members, and all persons attending SEPM sponsored events; ensure that violators of the code are expelled from the society and barred from future events, as is within the society's purview.
4. Support victims of code violations (if they are willing), by following up and reporting code violations to the perpetrators' employers and funding agencies.
5. Facilitate needs-based rebates in society membership and conference registration.
6. Ensure diverse identities are represented at speaking engagements at all SEPM sponsored events and facilitate broader participation through remote presentation options.
7. Ensure all student-focused events are centered upon a principle of proactive inclusion of diverse identities. Actively recruit students from URM groups through partnerships with initiatives like the Geoscience Alliance, Society for Advancement of Chicanos/Hispanics and Native Americans in Science, GeoLatinas, National Association of Black Geoscientists, American Indian Science and Engineering Society, Society of Latinxs/Hispanics in Earth and Space Science, 500 Women Scientists, and 500 Queer Scientists.
8. Ensure representation of diverse identities on award nomination lists, named awards, leadership councils, organization committees, awards committees, and editorial boards.
9. Evaluate sources of bias within the awards nomination process, formalize content requirements for nominations and support letters, and ensure nominees are above reproach in all aspects of their professional lives. Track and continually review the demographic information of nominees, awardees, and nominators to ensure society awards are representative of the demographics of the field.
10. Appoint one or more DEI Councilor(s) and/or external consultants to oversee society efforts while emphasizing that DEI labor is not solely their responsibility. Moreover, ensure that ***all*** leadership work is framed in the context of inclusion and equity. Expand student leadership opportunities.
11. Collect and continually review journal data, including accepted and rejected manuscripts, and the demographics of associated authors (i.e. first author career stage, gender, ethnicity, race), reviewers, and editors. Promote mentorship during the peer-review process for junior scientists. Ensure that all editors are educated and vigilant to implicit bias in the peer review process (e.g., through annual anti-bias training), and proactively work to eliminate it.

Implementation of these practices, accountability assessment, and further revision of policy should be a formal, iterative process (NASEM, 2020). ***SEPM must make a multi-year commitment to continuously set goals, track changes implemented, measure their success, and report this data to its membership. These recommendations are only the first steps.***

There are many reasons to look back on our history and feel discouraged that so little has changed or be immobilized by the scale of systemic change needed. But we are geoscientists; we work every day to imagine abstract environments and ecosystems that do not exist today. In our imaginations we walk on the ocean floor or on the surface of planets and moons we will never visit. Who better to transcend the bounds of space and time, to imagine and build a different and kinder world in which our history does not dictate our future, and those who come after us do not have to resist inequity in order to practice their craft? We understand the relevance of long-term trends; more importantly, we know how profound an impact human intervention can have. Imagine how rapidly we could change the status quo, if we ***all*** committed to doing

the work needed to make SEPM, our society, a place where all sedimentary geologists belong, are supported to innovate, and are respected and safe. We want *this* to be SEPM's enduring legacy; it would be one we could all be proud of.

### **Acknowledgements**

The lead-authors acknowledge NSF grants [EAR-2005439](#), [EAR-2029803](#) and [EAR-1855209](#) for providing the opportunity to do this work. The authors also thank Mike Blum and Howard Harper for providing membership data for 2019, a historical perspective on SEPM, and feedback on an early version of this work.

### **References**

- APPLE, J., LEMUS, J., & SEMKEN, S. (2014). Teaching Geoscience in the Context of Culture and Place: Theme Issue Continued. In *Journal of Geoscience Education* (Vol. 62, Issue 2, pp. 157–157). <https://doi.org/10.5408/1089-9995-62.2.157>
- BERNARD, R. E. & COOPERDOCK, E. H. G. (2018). No progress on diversity in 40 years. *Nature Geoscience*, 11(5), 292.
- BLEVINS, C. & MULLEN, L. (2015). Jane, John... Leslie? A Historical Method for Algorithmic Gender Prediction. *DHQ: Digital Humanities Quarterly*, 9(3).
- BUDDEN, A. E., TREGENZA, T., AARSSSEN, L. W., KORICHEVA, J., LEIMU, R., & LORTIE, C. J. (2008). Double-blind review favours increased representation of female authors. *Trends in Ecology & Evolution*, 23(1), 4–6.
- CALMA, J. (2020). Black scientists call out racism in their institutions. *The Verge*. ([link](#))
- CAMPBELL, M. (2019). MeTooSTEM: A Mission to End Sexual Harassment in STEM. *Technology Networks*. ([link](#))
- CARABAJAL, I. G., MARSHALL, A. M., & ATCHISON, C. L. (2017). A synthesis of instructional strategies in geoscience education literature that address barriers to inclusion for students with disabilities. *Journal of Geoscience Education*, 65(4), 531–541.
- CHARLESTON, L. J., ADSERIAS, R. P., LANG, N. M., & JACKSON, J. F. L. (2014). Intersectionality and STEM: The role of race and gender in the academic pursuits of African American women in STEM. *Journal of Progressive Policy & Practice*, 2(3), 273–293.
- CHAWLA, D. S. (2019). Female authors listed on just 30% of recent UK academic research. *The Guardian*. ([link](#))
- CLANCY, K. B. H., LEE, K. M. N., RODGERS, E. M., & RICHEY, C. (2017). Double jeopardy in astronomy and planetary science: Women of color face greater risks of gendered and racial harassment. *Journal of Geophysical Research: Planets*, 122(7), 1610–1623.
- CLANCY, K. B. H., NELSON, R. G., RUTHERFORD, J. N., & HINDE, K. (2014). Survey of academic field experiences (SAFE): trainees report harassment and assault. *PloS One*, 9(7), e102172.
- COX, A. R., & MONTGOMERIE, R. (2019). The cases for and against double-blind reviews. *PeerJ*, 7, e6702.
- CRENSHAW, K. (1990). Mapping the margins: Intersectionality, identity politics, and violence against women of color. *Stanford Law Review*, 43, 1241.
- DI ROMA HOWLEY, K. (2020, June 3). *Deep Biases Prevent Diverse Talent from Advancing*, *Eos*. ([link](#))
- WADMAN, M. (2017) Disturbing allegations of sexual harassment in Antarctica leveled at noted scientist. *Science*, AAAS. ([link](#))
- DUTT, K. (2019). Race and racism in the geosciences. *Nature Geoscience*, 13(1), 2–3.
- DUTT, K., PFAFF, D. L., BERNSTEIN, A. F., DILLARD, J. S., & BLOCK, C. J. (2016). Gender differences in recommendation letters for postdoctoral fellowships in geoscience. *Nature Geoscience*, 9(11), 805–808.

- FORD, H. L., BRICK, C., AZMITIA, M., BLAUFUSS, K., & DEKENS, P. (2019). Women from some under-represented minorities are given too few talks at world's largest Earth-science conference. *Nature*, 576(7785), 32–35.
- FOX, C. W., & PAINE, C. E. T. (2019). Gender differences in peer review outcomes and manuscript impact at six journals of ecology and evolution. *Ecology and Evolution*, 9(6), 3599–3619.
- GEOCOGNITION. (2019, May 1). Not a Fluke: That Case of Academic Sexual Harassment, Sexual Assault, Sexual Misconduct, Stalking, Violations of Dating Policies, Violations of Campus Pornography Policies, and Similar Violation is not an Isolated Incident! *Geocognition Research Laboratory*. ([link](#))
- GEWIN, V. (2020). The time tax put on scientists of colour. *Nature*. <https://doi.org/10.1038/d41586-020-01920-6>
- GOODBOY, A., MARTIN, M., & JOHNSON, Z. (2015). The Relationships Between Workplace Bullying by Graduate Faculty with Graduate Students' Burnout and Organizational Citizenship Behaviors. *Communication Research Reports: CRR*, 32(3), 272–280.
- GRIES, R. (2019). 2018 GSA Presidential Address: Navigating “Me, too” in the Geosciences. *GSA Today: A Publication of the Geological Society of America*. ([link](#))
- HARRIS, S. H. (2013). Impact of Colorism: Narratives of Black/white Biracial Women's Identity Negotiation at Predominantly White Institutions [*Ph. D. Thesis, University of Georgia*]. ([link](#))
- HOFSTRA, B., KULKARNI, V. V., MUNOZ-NAJAR GALVEZ, S., HE, B., JURAFSKY, D., & MCFARLAND, D. A. (2020). The Diversity-Innovation Paradox in Science. *Proceedings of the National Academy of Sciences of the United States of America*, 117(17), 9284–9291.
- JIMENEZ, M. F., LAVERTY, T. M., BOMBACI, S. P., WILKINS, K., BENNETT, D. E., & PEJCHAR, L. (2019). Underrepresented faculty play a disproportionate role in advancing diversity and inclusion. *Nature Ecology & Evolution*, 3(7), 1030–1033.
- KAATZ, A., GUTIERREZ, B., & CARNES, M. (2014). Threats to objectivity in peer review: the case of gender. *Trends in Pharmacological Sciences*, 35(8), 371–373.
- KELSKY, K. (2019, October 10). On Being a Woman of Color and an Immigrant in Academia – *Guest Post | The Professor Is In*. ([link](#))
- MADERA, J. M., HEBL, M. R., & MARTIN, R. C. (2009). Gender and letters of recommendation for academia: agentic and communal differences. *The Journal of Applied Psychology*, 94(6), 1591–1599.
- MARTIN, M. M., GOODBOY, A. K., & JOHNSON, Z. D. (2015). When Professors Bully Graduate Students: Effects on Student Interest, Instructional Dissent, and Intentions to Leave Graduate Education. In *Communication Education* (Vol. 64, Issue 4, pp. 438–454). <https://doi.org/10.1080/03634523.2015.1041995>
- MORELLO, L., & REARDON, S. (2017). Meet the scientists affected by Trump's immigration ban. *Nature News*, 542(7639), 13.
- MUHS, G. G. Y., NIEMANN, Y. F., GONZALEZ, C. G., & HARRIS, A. P. (2012). Presumed Incompetent: The Intersections of Race and Class for Women in Academia. ([link](#))
- MYERS, K.R., THAM, W.Y., YIN, Y., COHODES, N., THURSBY, J. G., THURSBY, M. C., SCHIFFER, P., WALSH, J. T., LAKHANI, K. R., WANG, D. (2020) Unequal effects of the COVID-19 pandemic on scientists. *Nature Human Behaviour* (2020). <https://doi.org/10.1038/s41562-020-0921-y>
- NATIONAL ACADEMIES OF SCIENCES, ENGINEERING, AND MEDICINE REPORT (2018). Sexual Harassment of Women: Climate, Culture, and Consequences in Academic Sciences, Engineering, and Medicine; *National Academies Press*.
- NATIONAL ACADEMIES OF SCIENCES, ENGINEERING, AND MEDICINE REPORT (2020). Promising Practices for Addressing the Underrepresentation of Women in Science, Engineering, and Medicine: Opening Doors. *National Academies Press*.
- NATURE EDITORIAL. (June, 2020). Systemic racism: science must listen, learn and change. *Nature*, 582(7811), 147 ([link](#))

- NELSON, R. G., RUTHERFORD, J. N., HINDE, K., & CLANCY, K. B. H. (2017). Signaling Safety: Characterizing Fieldwork Experiences and Their Implications for Career Trajectories: Lived Experiences in the Field. *American Anthropologist*, 119(4), 710–722.
- NÚÑEZ, A.-M., RIVERA, J., & HALLMARK, T. (2020). Applying an intersectionality lens to expand equity in the geosciences. *Journal of Geoscience Education*, 68(2), 97–114.
- TIMES HIGHER EDUCATION, 2020, Pandemic lockdown holding back female academics, data show ([link](#))
- PICO, T., BIERMAN, P., RICHARDSON, S., & DOYLE, K. (n.d.). First authorship gender gap in the geosciences. <https://doi.org/10.1002/essoar.10502505.1>
- POOLE, R. (2016). Bullied out of research. *Science*, 354(6311), 514.
- POWELL, K. (2018). These labs are remarkably diverse - here's why they're winning at science. *Nature*, 558(7708), 19–22.
- QUIHUIZ, S. D. (2011). Brown on the inside: multiracial individuals and white privilege. [M. S. Thesis, Univ. Oregon]. ([link](#))
- REARDON, S. (2017a). How the fallout from Trump's travel ban is reshaping science. *Nature*, 543(7644), 157–158.
- REARDON, S. (2017b). What Trump's new travel ban means for science. *Nature News*. <https://doi.org/10.1038/nature.2017.21588>
- ROSS, E. (2017). Gender bias distorts peer review across fields. *Nature News*. ([DOI](#))
- SEMKEN, S. (2005). Sense of Place and Place-Based Introductory Geoscience Teaching for American Indian and Alaska Native Undergraduates. *Journal of Geoscience Education*, 53(2), 149–157.
- SHARON, S., & CHENEY, I. (2020). *Picture a Scientist*. ([link](#))
- SKACHKOVA, P. (2007). Academic careers of immigrant women professors in the U.S. *Higher Education*, 53(6), 697–738.
- SMYTHE, W. F., BROWN CLARKE, J., HAMMACK, J., POITRA, C. Native Perspectives about Coupling Indigenous Traditional Knowledge with Western Science in Geoscience Education from a Focus Group Study, *Global Research in Higher Education*, Vol. 3, No. 2. ([link](#))
- SORDI, J. O. D., & MEIRELES, M. A. (2019). Halo Effect in Peer Review: Exploring the Possibility of Bias Associated with the Feeling of Belonging to a Group. *Perspectivas Em Ciência Da Informação*, 24(3), 96–132.
- ST. JOHN, K., RIGGS, E., & MOGK, D. (2016). Sexual Harassment in the Sciences: A Call to Geoscience Faculty and Researchers to Respond. *Journal of Geoscience Education*, 64(4), 255–257.
- SUBBARAMAN, N. (2020). How #BlackInTheIvory put a spotlight on racism in academia. *Nature*, 582(7812), 327.
- TOMKINS, A., ZHANG, M., & HEAVLIN, W. D. (2017). Reviewer bias in single- versus double-blind peer review. *Proceedings of the National Academy of Sciences of the United States of America*, 114(48), 12708–12713.
- TWALE, D. J., & DE LUCA, B. M. (2008). *Faculty Incivility: The Rise of the Academic Bully Culture and What to Do About It*. John Wiley & Sons.
- UNSWORTH, S., RIGGS, E. M., & CHAVEZ, M. (2012). Creating pathways toward geoscience education for Native American youth: The importance of cultural relevance and self-concept. *Journal of Geoscience Education*, 60(4), 384–392.
- WARD, E. G., DALBOTTEN, D., WATTS, N. B., & BERTHELOTE, A. (2018). Using place-based, community-inspired research to broaden participation in the geosciences. In *GSA Today* (pp. 26–27). <https://doi.org/10.1130/gsatg366gw.1>
- WILLIAMS, B. M., MCENTEE, C., HANSON, B., & TOWNSEND, R. (2017). The Role for a Large Scientific Society in Addressing Harassment and Work Climate Issues. *Annals of Geophysics*, 60(0). <https://doi.org/10.4401/ag-7441>

**Data Repository for “Enriching Lives within Sedimentary Geology”: Evaluating SEPM’s Role in Diversity, Equity, and Inclusion by Fernandes et al.**

	2006	2007	2008	2009	2010	2011	2012	2013	2014	2015	2016	2017	2018	2019
Professional Members	3027	2883	2883	2809	2767	2562	2560	2520	2445	2342	2320	2216	2040	
Student Members	775	733	697	795	972	827	854	800	770	775	834	832	777	
Total membership	3802	3616	3580	3604	3739	3389	3414	3320	3215	3117	3154	3048	2817	2575
New Members	302	293	299	407	264	383	344	367	274	360	394	394	259	
Dropped Members	495	380	408	448	619	559	658	437	554	426	426	464	511	978

Source: <https://www.sepm.org/society-records>

	Total	Men	Women	Percentage of councilors who were men	Percentage of councilors who were women	Councilors presenting as white	Councilors presenting as people of color	Percentage of councilors presenting as white	Percentage of councilors presenting as people of color
<b>Leadership Councils (2007 - 2019)</b>	192	141	51	73	27	180	12	94	6

Source: <https://www.sepm.org/society-records>

<b>Data Repository Table 3: SEPM Journal Editorial Boards and Special Publication Editors</b>									
	Total	Men	Women	Percentage of editors who were men	Percentage of editors who were women	Editors presenting as white	Editors presenting as people of color	Percentage of editors presenting as white	Percentage of editors presenting as people of color
<b>Associate Editors of Journal of Sedimentary Research (2019 - 2020)</b>	46	39	7	85	15	41	5	89	11
<b>Associate Editors of Palaios (2019 - 2020)</b>	55	40	15	73	27	54	1	98	2
<b>Editors of 20 Special Publications (2009 - 2019)</b>	58	48	10	83	17	53	2	91	3
Sources: <a href="https://www.sepm.org/AE-Board">https://www.sepm.org/AE-Board</a> ; <a href="https://www.sepm.org/PALAIOS-Information">https://www.sepm.org/PALAIOS-Information</a>									

<b>Data Repository Table 4: SEPM Awards (1930 - 2020)</b>							
	<b>First award</b>	<b>Last award</b>	<b>Number of awards</b>	<b>Awards to men</b>	<b>Awards to women</b>	<b>Percentage of awardess who were men</b>	<b>Percentage of awardess who were women</b>
<b>Twenhofel Medal</b>	1973	2020	48	47	1	98	2
<b>Distinguished Service</b>	1997	2013	12	10	2	83	17
<b>Honorary membership</b>	1930	2020	125	120	5	96	4
<b>Moore Medal</b>	1980	2020	41	34	7	83	17
<b>Shepard Medal</b>	1967	2020	54	50	4	93	7
<b>Pettijohn Medal</b>	1992	2020	29	28	1	97	3
<b>William R. Dickinson Medal</b>	2018	2020	3	2	1	67	33
<b>James Lee Wilson Award</b>	1996	2020	25	18	7	72	28
<b>All awards</b>	1930	2020	337	309	28	92	8
Source: <a href="https://www.sepm.org/Past-Winners">https://www.sepm.org/Past-Winners</a>							

<b>Data Repository Table 4: SEPM Awards (2011 - 2020)</b>					
	<b>Number of awards</b>	<b>Awards to men</b>	<b>Awards to women</b>	<b>Percentage of awardees who were men</b>	<b>Percentage of awardees who were women</b>
<b>Twenhofel Medal</b>	10	9	1	90	10
<b>Distinguished Service</b>	2	2	0	100	0
<b>Honorary membership</b>	10	9	1	90	10
<b>Moore Medal</b>	10	5	5	50	50
<b>Shepard Medal</b>	10	7	3	70	30
<b>Pettijohn Medal</b>	10	9	1	90	10
<b>William R. Dickinson Medal</b>	3	2	1	67	33
<b>James Lee Wilson Award</b>	10	8	2	80	20
<b>All awards</b>	65	51	14	78	22
Source: <a href="https://www.sepm.org/Past-Winners">https://www.sepm.org/Past-Winners</a>					